

FD75
FlexDraper® Combine Header

Parts Catalog

Part#169597 Rev. B

FD75 FlexDraper®



1000310

TABLE OF CONTENTS

Abbreviations	ii
Serial Number Breaks	iii
1 Header Frame, Dividers & Shields.....	1
2 Flex Frame Hinges & Top Link	5
3 Balance Linkage.....	7
4 Guards & Hold-Downs — Single Sickle Headers.....	11
5 Guards & Hold-Downs — Double Sickle Headers.....	13
6 Sickle Components & Knife Head	15
7 Segmented Sickles – Single Sickle Headers	19
8 Segmented Sickles – Double Sickle Headers	23
9 Knife Drive – Single Sickle & Untimed Double Sickle Headers.....	27
10 Knife Drive Hydraulics – Single.....	31
11 Knife Drive Hydraulics – Double	33
12 Sickle Drive Box.....	35
13 Draper Carrier Deck and Tensioner	37
14 Draper Deflectors	43
15 Draper Drive – Manual Deck Shift.....	45
16 Pick up Reel – Double Reel Headers (30’, 35’, 40, 45’).....	47
17 Reel End Shield Components.....	51
18 Reel Drive & Fore-Aft Components: Center Arm.....	53
19 Reel Drive & Fore-Aft Components: Outer Arms.....	59
20 Reel Support Arms & Lift Cylinders	63
21 Reel Hydraulics: Fittings & Clamps	67
22 Reel Hydraulics: Hoses & Lines.....	69
23 Electrical	73
24 Decals and Reflectors	75
25 Product Identification Decals	77
26 (Option) Slow Speed Transport – Wheels & Supports.....	79
27 (Option) Transport Hitch.....	87
28 (Option) Transport – Hitch Electrical	91
29 (Option) Adaptor Attaching Parts.....	93
30 (Option) Upper Cross Auger.....	95
31 (Option) Double Draper Drive.....	99
32 (Option) Skid Shoes – End & Center	103
33 (Option) Stabilizer Wheels.....	105
34 (Option) Pick-up Reel End Finger Kit	109
35 (Option) Rock Retarder kit.....	111
36 (Option) Rice Divider Cones & Rods	113
37 (Option) Hydraulic Kit for Headers with Upper Cross Auger & Double Draper Drive.....	115
38 (Option) Vertical Knife	117
39 (Option) Divider Latches	121
40 (Option) Short Brace Kit	123
Index	126

Abbreviations

A/R – as required (quantity varies)
C/W – complete with
CSK – countersink
DK – double knife
DT – distorted thread
FLG – flange
MFA – Manual Fore-Aft
I.D. – inside diameter
LH – left hand (Determined from Operator's position, facing forward.)
HFA – Hydraulic Fore-Aft
NC – National coarse thread
NF – national fine thread
NSS – not serviced separately
O.D. – outside diameter
OPT – optional
REF – reference, part number called up elsewhere in catalog
RH – right hand
RHSN – round head, square neck or square neck carriage bolt
RHSSN – round head, short, square neck
SMV – slow moving vehicle
SK – single knife
SP – Self-Propelled (Windrower) Header
SPI – serrations per inch (sickle sections)
UDK – un-timed double knife

NOTE: Common hardware is not illustrated. Alphabetic references are used to designate position and description of these items. When ordering, be sure the complete and proper serial number is given. Some parts vary with header size; be sure you are ordering the correct part number for your unit.

Serial Number Breaks

The side of the serial number on which the dash (-) appears determines whether the part is used "up to" or "after" the serial number given.

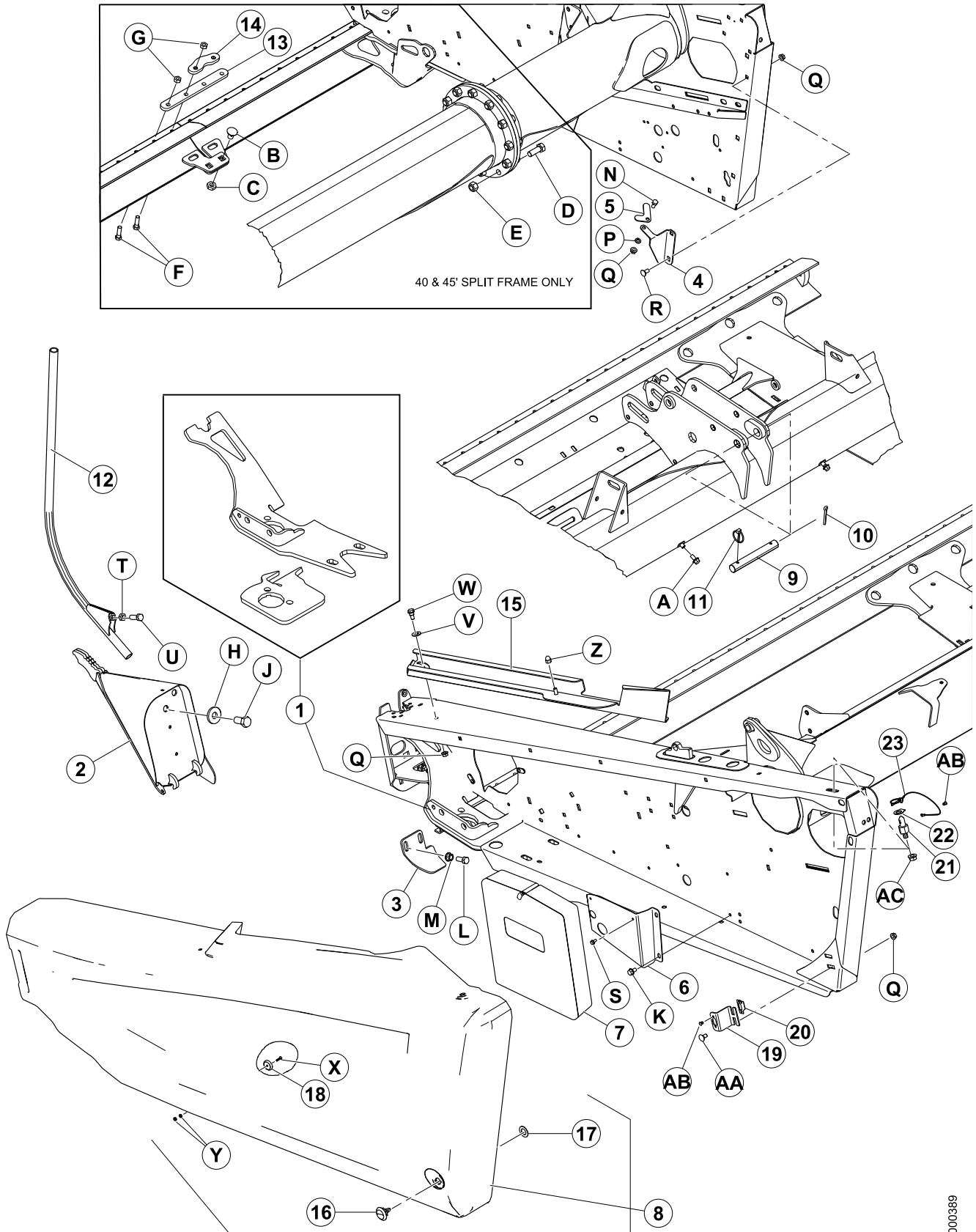
Example:

- 162249 Used on machines up to and including serial number 166249
- 166250- Used on machines including and after serial number 166250

NOTE: BOLDED PART NUMBERS INDICATE REVISIONS OR ADDITIONS SINCE LAST PRODUCTION YEAR.

HEADER FRAME, DIVIDERS & SHIELDS

1 Header Frame, Dividers & Shields

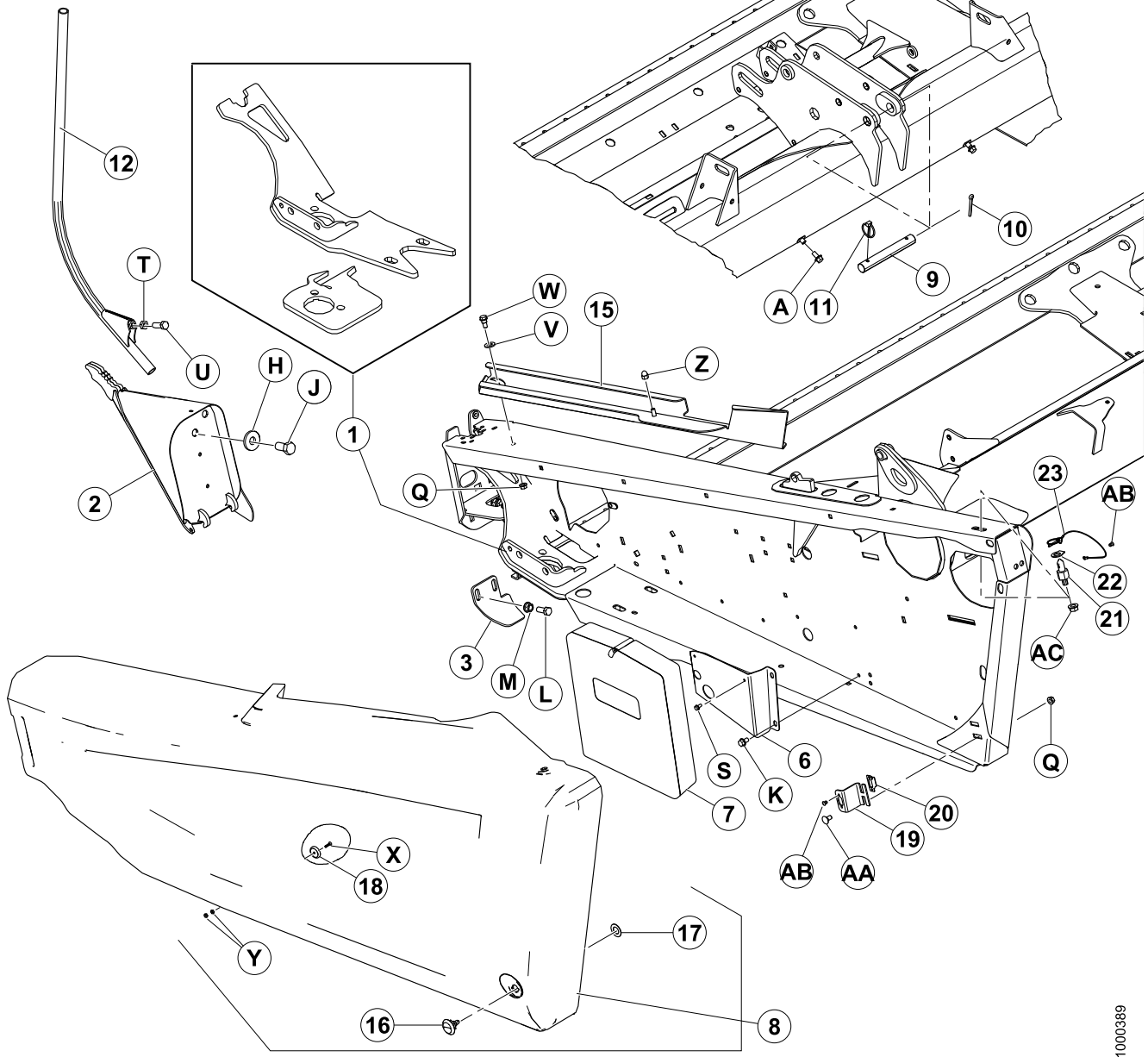
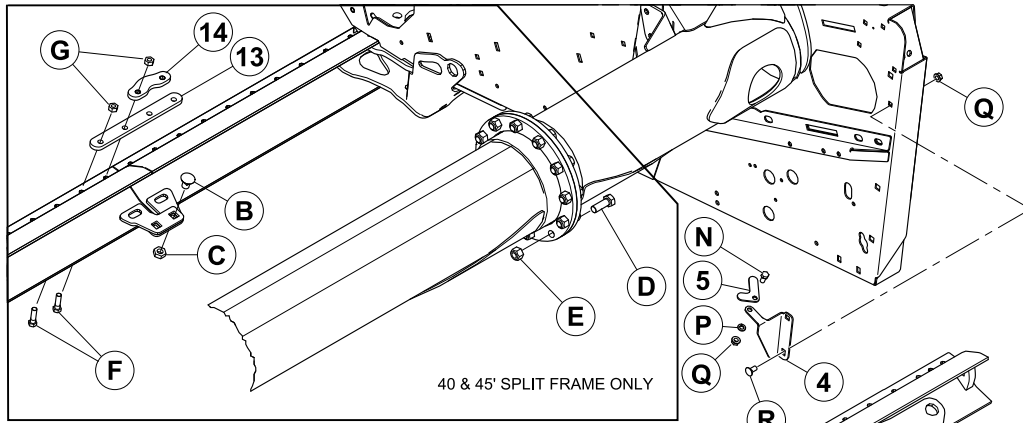


HEADER FRAME, DIVIDERS & SHIELDS

Ref	Part Number	Description	Qty	Serial Number
1	123751	KIT - REPAIR, LH WOBBLE BOX MOUNT	AR	
	123752	KIT - REPAIR, RH WOBBLE BOX MOUNT	AR	
	174391	JIG - WOBBLE BOX MOUNT REPAIR (NOT SHOWN)		
2	123660	DIVIDER-LH WELDT	1	
	123661	DIVIDER-RH, WELDT	1	
3	120023	SHIELD-LH, GUARD	1	
	120200	SHIELD-RH, GUARD	1	
4	132390	BRACKET-DIVIDER ROD STORAGE	1	
5	132420	TAB-LOCK, DIVIDER ROD STORAGE	1	
6	123895	SUPPORT - MANUAL CASE	1	
7	220107	CASE - MANUAL STORAGE	1	
8	220018	ENDSHIELD - FLEX LH C/W DECALS	1	
	220019	ENDSHIELD - FLEX RH C/W DECALS	1	
9	125363	PIN	1	
10	18609	PIN-COTTER 1/4 DIA X 2 ZP	1	
11	102264	PIN - LYNCH 3/16 X 1 9/16	1	
12	120127	DIVIDER-TUBE WELDT	2	See Note ¹
13	165290	BAR - CUTTERBAR SPLICE	1	
14	220115	BAR - CUTTERBAR SPLICE	1	
15	125938	CHANNEL - SHIELD PIVOT - LH	1	
	125993	CHANNEL - SHIELD PIVOT - RH	1	
16	135815	LATCH - 3MM SLOT	2	
17	5113	WASHER - FLAT	2	
18	135923	MAGNET & CUP SET	2	
19	125475	SUPPORT - LATCH MOUNT	2	
20	135813	CLIP - TOLERANCE	2	
21	125476	STUD - SHIELD	2	
22	123656	TOOL - SHIELD	2	
23	135945	LYNCH PIN C/W LANYARD 3/16 PIN	2	
REF	32892	FRAME TUBE –WINGS ONLY repair piece, 1500 mm long		
REF	158278	CUTTERBAR –repair piece, 1300 mm long		

1. Standard divider rod shown. For rice divider rods, see [36 \(Option\) Rice Divider Cones & Rods, page 113](#)

HEADER FRAME, DIVIDERS & SHIELDS



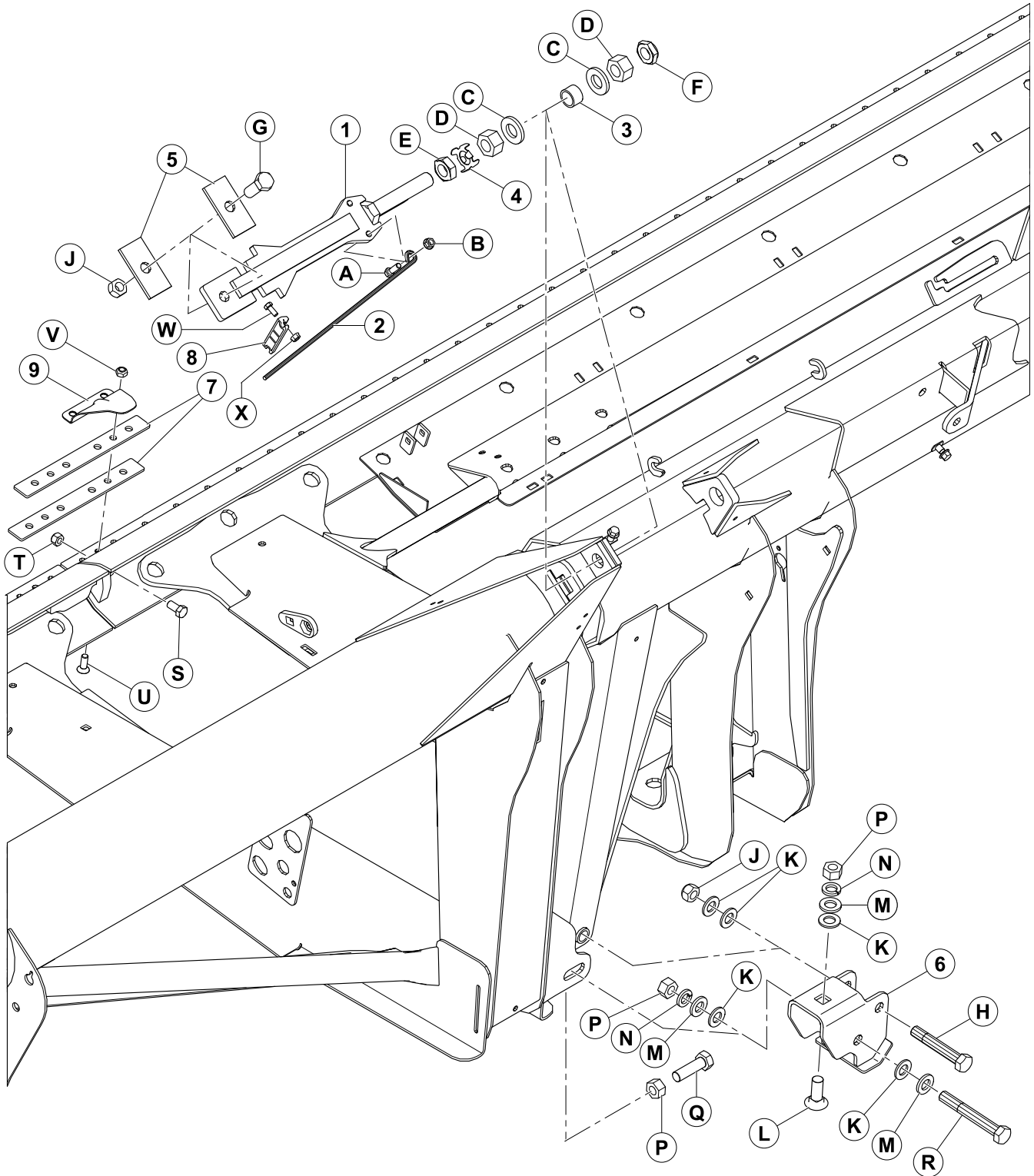
1000389

HEADER FRAME, DIVIDERS & SHIELDS

Ref	Part Number	Description	Qty	Serial Number
A	21821	BOLT - HH FLG (SERR FACE) 3/8 NC X 0.75 GR 5 ZP		
B	117015	BOLT - RHSSN 5/8 NC X 1.0 GR 5 ZP		
C	21941	NUT- HEX LOCK JAM (DIST THD) 5/8-11 UNC GR 5 ZP		
D	18666	NUT-HEX LOCK DT 5/8-11 UNC ZP		
E	135340	BOLT - HH 5/8 NC X 1.75 LG GR 8 ZP		
F	REF	See "Guards & Hold-Downs — Double Sickle Header"		
G	18654	NUT-HEX 7/16 - 14 UNC GR 5 ZP		
H	6647	WASHER - FLAT		
J	135579	BOLT-HEX HEAD, 3/4 - 16 UNF, 1.5 IN LG, ZN PL, GR 5		
K	101898	SCREW - HEX WASH HD THD ROLLING 3/8 NC X 5/8		
L	21491	BOLT - HH 1/2 NC X 1.25 LG GR 5 ZP		
M	21383	NUT - FLANGE .500-13UNC (SERR FACE)		
N	21567	BOLT -HEX HD .375-16UNC X 0.75 LG		
P	18637	WASHER - REG. LOCK 3/8 IN. NOM. ID ZP		
Q	30228	NUT - FLANGE DT SMOOTH FACE 0.375-16UNC		
R	21863	BOLT-RHSSN 3/8 NC X 0.75 LG GR 5 ZP		
S	21055	SCREW-SELF TAP HEX WASH HD 1/4 NC X 1/2		
T	21056	NUT- HEX JAM 1/2-13 UNC GR 5 ZP		
U	18723	BOLT - HH 1/2 NC X 1.5 LG GR 5 ZP		
V	135369	WASHER- HARDENED		
W	172259	BOLT - SHOULDER .375-16UNC		
X	135928	SCREW - #8-32 X .75 IN LG GR 2 ZN PL.		
Y	18796	NUT- HEX # 8-32 UNC GR 5 ZP		
Z	135933	NUT - ACORN 3/8-16 NC BLK ZN PL		
AA	21472	BOLT - RHSN 3/8 NC X 0.75 GR 5 ZP		
AB	113799	RIVET - POP		
AC	50186	NUT - FLANGE LOCK SM FACE DT 0.500-13UNC GR5		

FLEX FRAME HINGES & TOP LINK

2 Flex Frame Hinges & Top Link

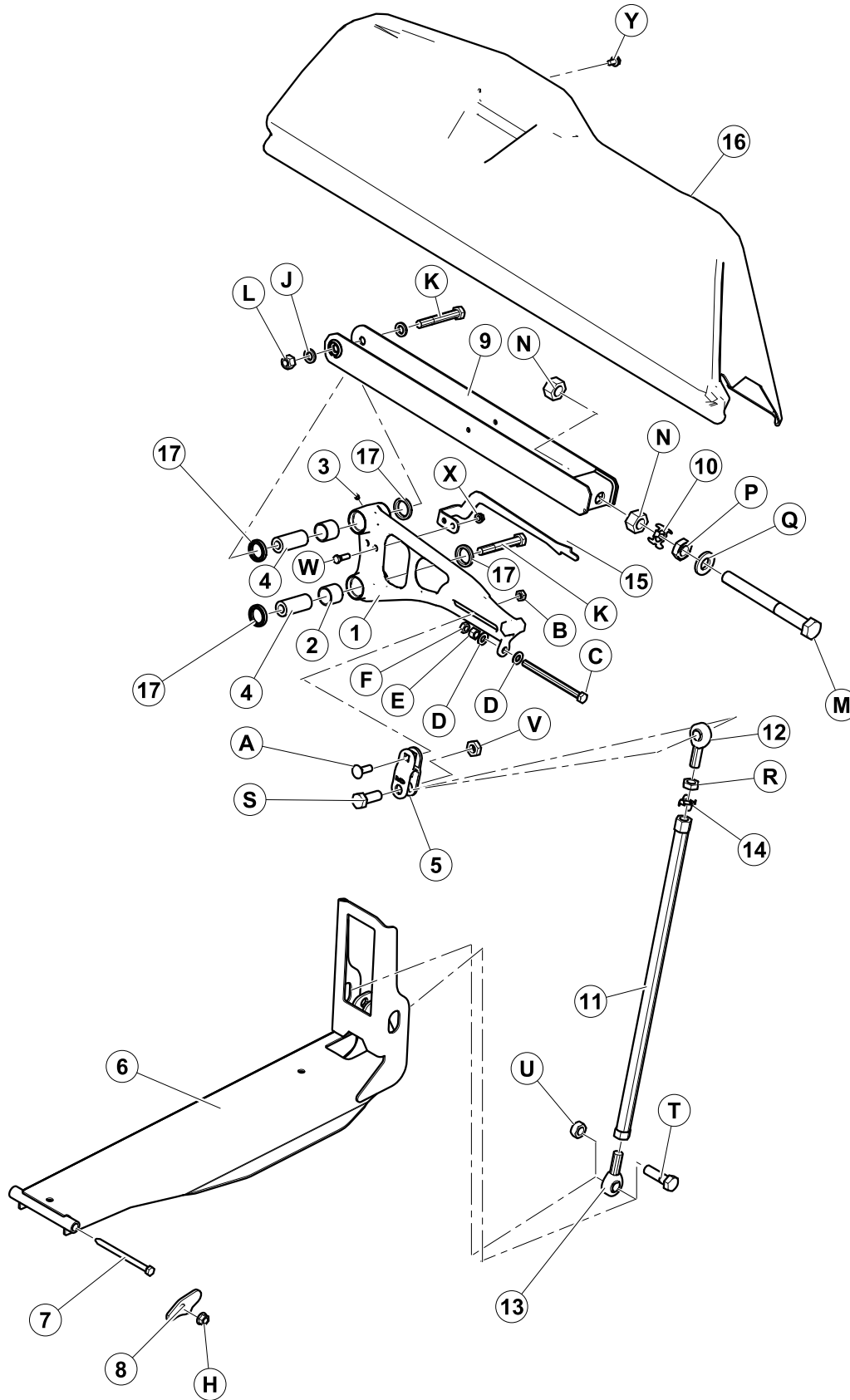


FLEX FRAME HINGES & TOP LINK

Ref	Part Number	Description	Qty	Serial Number
1	123753	BAR WELDMENT - STOP LINK	2	
2	132246	HANDLE - SPRING	2	
3	132254	SPACER	2	
4	220554	PLATE - WASHER TAB 1" NUT	2	
5	132257	BAR - STOP	4	
6	172976	CHANNEL - HINGE WELDT	2	
7	132906	BAR - FLEX	4	
8	165594	GUIDE - PLASTIC	2	
9	REF	COVER - HINGE & SPLIT, See "Sickle and Guards"		
A	21264	BOLT-HH 3/8 NC X 1.25 LG GR 5 ZP		
B	30228	NUT - FLANGE DT SMOOTH FACE 0.375-16UNC		
C	31774	WASHER - FLAT		
D	123755	NUT - HEX 1.0 - 14 UNF GR 5 ZP		
E	123756	NUT- HEX JAM 1 - 14 UNF GR 5 ZP		
F	220187	NUT- JAM (DIST THD) 1.0 - 14 UNF GR C		
G	30512	BOLT - HH 3/4 NC X 2.0 LG GR 5 ZP		
H	120703	BOLT - HH, SPECIAL 3/4 NC X 4.5 LG GR 5 ZP		
J	18689	NUT - HEX LOCK DT .750-10UNC		
K	18601	WASHER - SAE FLAT 13/16 ID X 1.5 IN OD ZP		
L	135164	BOLT - RHSN 3/4 NC X 2.0 LG GR 5 ZP		
M	21540	WASHER - HARDENED		
N	18640	WASHER - REG. LOCK 3/4 IN. NOM. ID ZP		
P	18593	NUT - HEX 3/4 - 10 UNC GR 5 ZP		
Q	172924	BOLT - HH 3/4 NC X 2.5 LG TFL GR 5 ZP		
R	30549	BOLT - HH 3/4 NC X 5.5 LG GR 5 ZP		
S	21575	BOLT - HH 1/2 NC X 1.0 LG GR 5 ZP		
T	18697	NUT - HEX LOCK DT .500-13UNC		
U	135315	SCREW-CSK FLAT SOCK HD, 7/16X1.25 LG GR 5 ZN		
V	20213	NUT - HEX LOCK DT 7/16-14 UNC ZN		
W	21558	BOLT - HEX HD 5/16 NC X 0.75 LG GR 5 ZP		
X	30280	NUT - FLG SIDE LK SMTH FACE 5/16 NC GR 5 ZP		

BALANCE LINKAGE

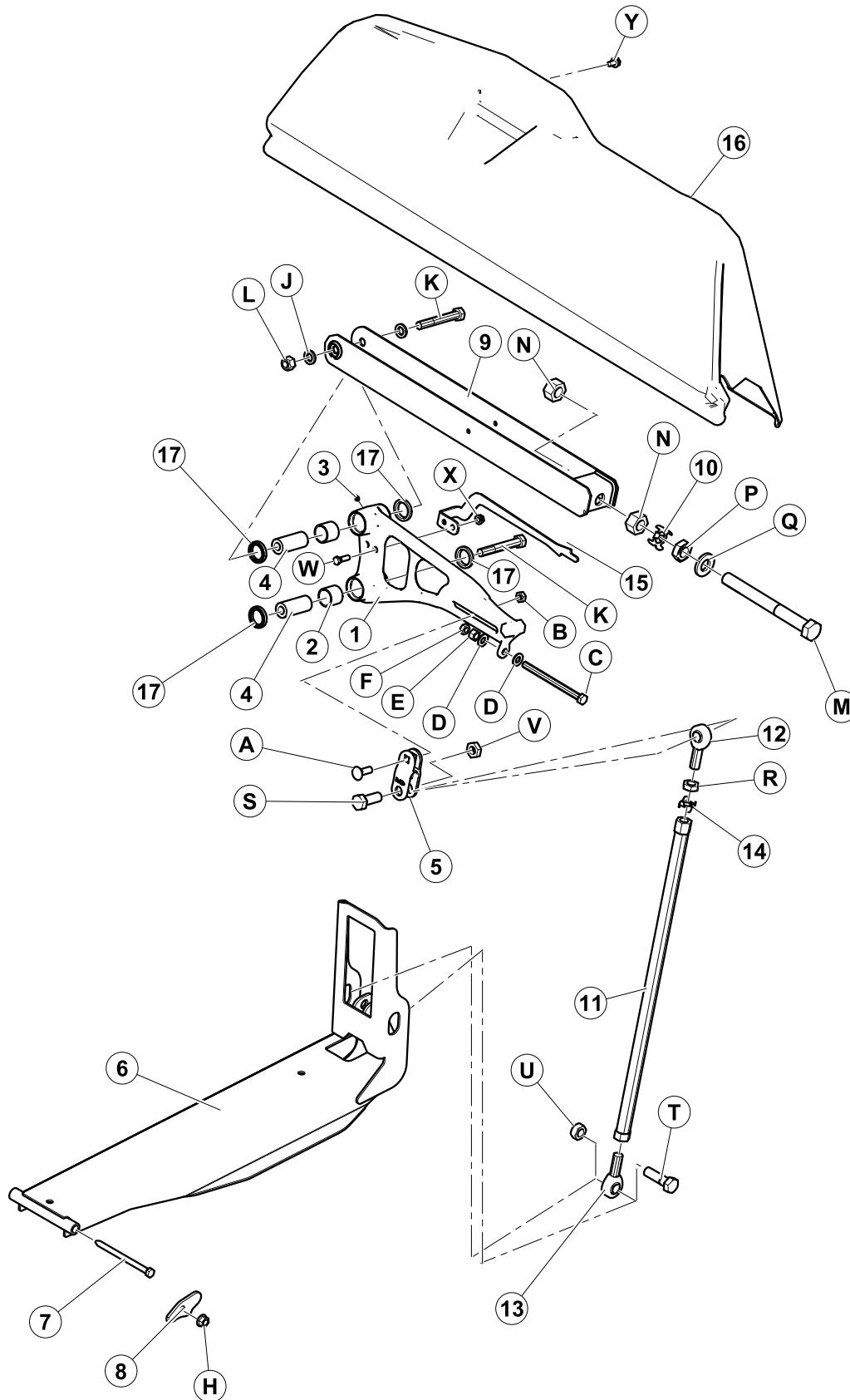
3 Balance Linkage



BALANCE LINKAGE

Ref	Part Number	Description	Qty	Serial Number
1	174010	SUPPORT - BELL CRANK SUB ASSY 35FT	2	
	174012	SUPPORT - BELL CRANK SUB ASSY 30FT	2	
	174014	SUPPORT - BELL CRANK SUB ASSY 40 FT	2	
	123560	SUPPORT - BELL CRANK S-ASSY 45FT RH & 40FT LH DK	1	
	123537	SUPPORT - BELL CRANK SUB ASSY 45FT LH	1	
2	100500	BEARING - NEEDLE	4	
3	18671	FTG - LUBE 1/4 - 28 UNF	4	
4	145492	PIN - BELL CRANK	4	
5	172896	CLEVIS - BELL CRANK MACHINED	2	
6	174759	CHANNEL WELDT - BOTTOM LINK	2	
7	174418	PIN-HEX HD 5/8 X 8 LG	2	
8	174416	PLATE-FLOAT BOLT KEEPER	2	
9	172480	SUPPORT- LINKAGE WELDT	2	
10	220554	PLATE - WASHER TAB 1" NUT	2	
11	172830	TUBE WELDMENT - COMPRESSION LINK	2	
12	172826	ROD END - LINK, TEFLON LINER	2	
13	172831	ROD END - LINK, LH THREAD, TEFLON LINER	2	
14	220553	PLATE - WASHER TAB 3/4" NUT	2	
15	229013	INDICATOR - FLEX WING LH	1	
	229014	INDICATOR - FLEX WING RH	1	
	229019	INDICATOR - FLEX WING LH 45 FT		
16	172007	SHIELD-LH BELLCRANK 35FT	1	
	165651	SHIELD-LH BELLCRANK 30FT	1	
	165738	SHIELD-RH BELLCRANK 30 FT	1	
	172008	SHIELD-RH BELLCRANK 35FT	1	
	165652	SHIELD-LH BELLCRANK 40FT & 45FT	1	
	165739	SHIELD-RH BELLCRANK 40FT & 45FT	1	
17	113221	SEAL	2	

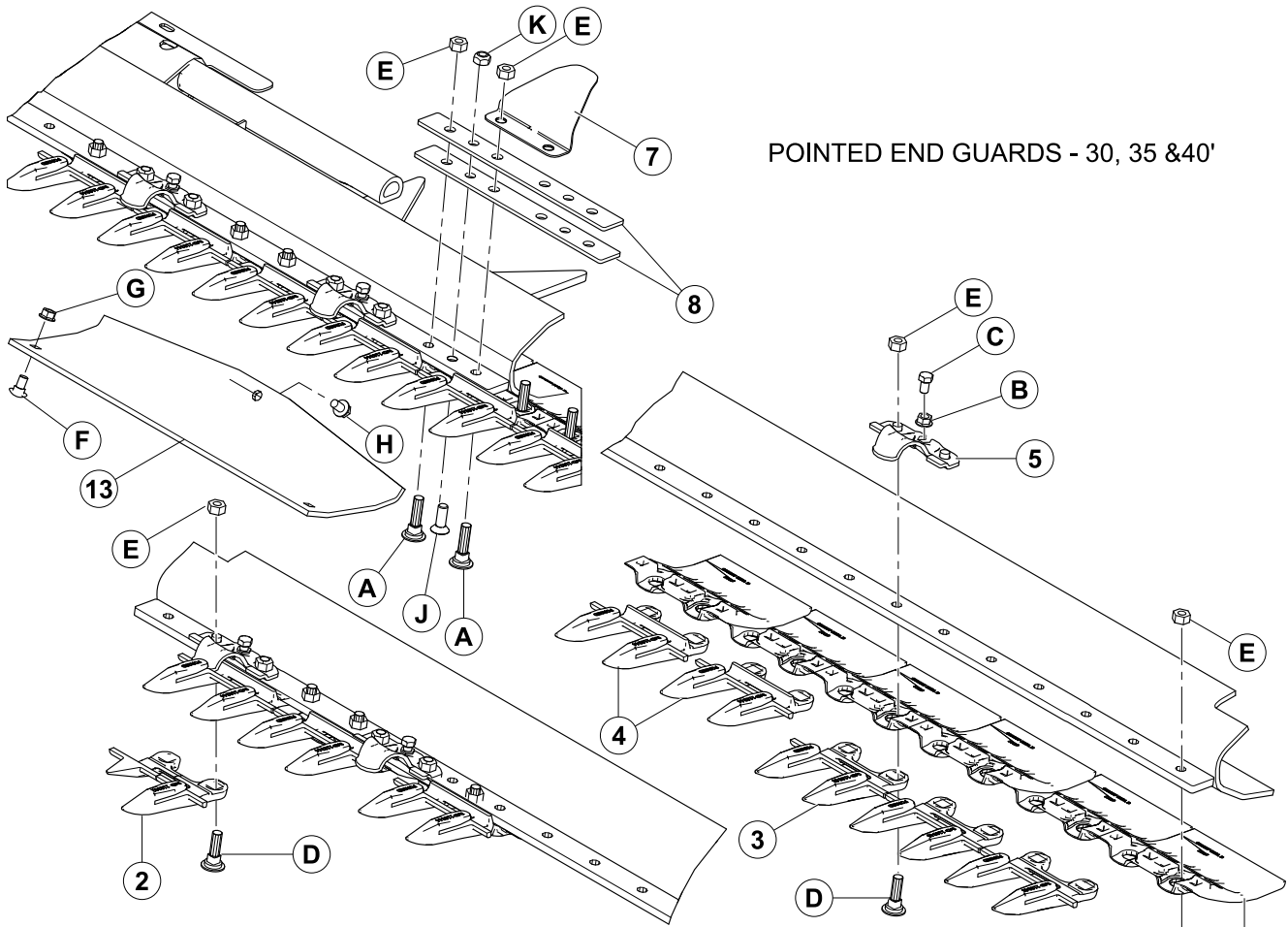
BALANCE LINKAGE



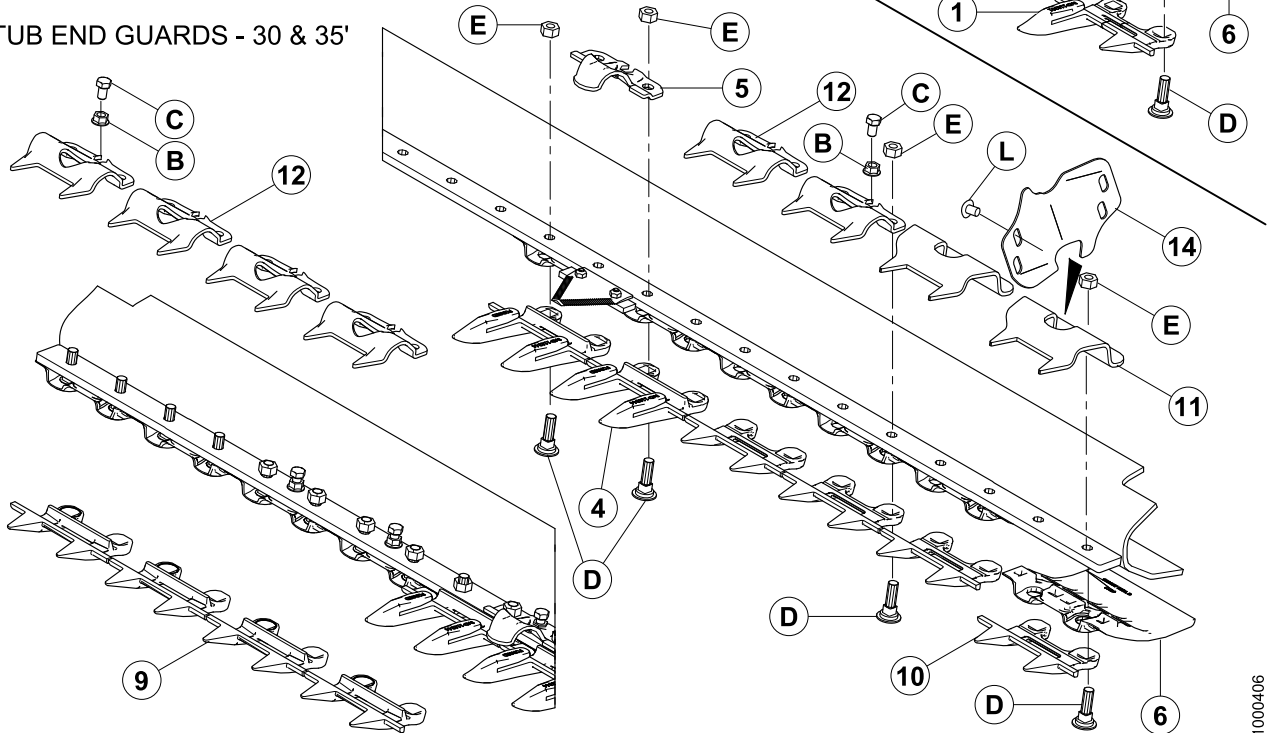
BALANCE LINKAGE

Ref	Part Number	Description	Qty	Serial Number
A	21469	BOLT - RHSN 1/2 NC X 1.5 LG GR 5 ZP		
B	137727	NUT- HEX JAM - DIST THD. 1/2-13 UNC GR 5 ZP		
C	50226	BOLT - HH 1/2 NC X 6.5 TFL GR 5 ZP		
D	135369	WASHER-1/2" HARDENED		
E	18591	NUT - HEX 1/2 - 13 UNC GR 5 ZP		
F	21056	NUT- HEX JAM 1/2-13 UNC GR 5 ZP		
G	21469	BOLT - RHSN 1/2 NC X 1.5 LG GR 5 ZP		
H	50186	NUT - FLANGE LOCK SM FACE DT 0.500-13UNC GR5		
J	103361	WASHER - FLAT		
K	135464	BOLT - HH 5/8 NC X 4.5 LG GR8 ZP		
L	18666	NUT-HEX LOCK DT 5/8-11 UNC ZP		
M	123788	BOLT-HH 1.0-14 UNF X 9.5 LG.(6 IN THD.)		
N	123755	NUT - HEX 1.0 - 14 UNF GR 5 ZP		
P	123756	NUT- HEX JAM 1 - 14 UNF GR 5 ZP		
Q	31774	WASHER - FLAT		
R	7674	NUT- HEX JAM 3/4 -16 UNF GR 5 ZP		
S	30512	BOLT - HH 3/4 NC X 2.0 LG GR 5 ZP		
T	19957	BOLT - HH 3/4 NC X 2.5 LG GR 5 ZP		
U	102636	NUT - HEX DT .750-10UNC		
V	123517	NUT- HEX JAM DIST THRD 3/4-10 UNC GR 5 ZP		
W	21264	BOLT-HH 3/8 NC X 1.25 LG GR 5 ZP		
X	30228	NUT - FLANGE DT SMOOTH FACE 0.375-16UNC		
Y	101898	SCREW - HEX WASH HD THD ROLLING 3/8 NC X 5/8		

4 Guards & Hold-Downs — Single Sickle Headers



STUB END GUARDS - 30 & 35'



GUARDS & HOLD-DOWNS — SINGLE SICKLE HEADERS

Ref	Part Number	Description	Qty	Serial Number
1	118301	SICKLE GUARD - LH	1	
2	118302	SICKLE GUARD - RH	1	
3	118345	SICKLE GUARD	3	
4	118344	SICKLE GUARD	See ²	
5	118499	CLIP - HOLD-DOWN (BOX OF 25)	See ³	
6	129297	WEARPLATE - CUTTERBAR	See ⁴	
7	220114	COVER - HINGE AND SPLIT	See ⁵	
8	132906	BAR - FLEX	4	
9	118346	SICKLE-GUARD, STUB WITH WEAR BAR	4	
10	118347	SICKLE-GUARD, STUB WITHOUT WEAR BAR	4	
11	165209	GUIDE - SHEET METAL STUB - KNIFE HEAD END	2	
12	118351	GUIDE - SHEET METAL STUB - WITH HOLE	6	
13	151551	SHOE - SKID - TRANSITION PAN	4	
14	220103	KIT – KNIFE CUTOUT COVER, 30 & 35' w STUB ENDS	1	See ⁶
A	120639	BOLT - RHSN SPECIAL 7/16 NC X 1.75 LG GR 5 ZP		
B	118193	NUT - FLANGE HEX .375 UNC		
C	118154	BOLT - HH 3/8 NC X 5/8 TFL GR 8 ZP		
D	120558	BOLT - RHSN SPECIAL 7/16 NC X 1.5 LG GR 5 ZP		
E	18654	NUT - HEX 7/16 - 14 UNC GR 5 ZP		
F	21472	BOLT - RHSN 3/8 NC X 0.75 GR 5 ZP		
G	30228	NUT - FLANGE DT SMOOTH FACE 0.375-16UNC		
H	101898	SCREW - HEX WASH HD THD ROLLING 3/8 NC X 5/8		
J	135315	SCREW-CSK FLAT SOCK HD, 7/16X1.25 LG GR 5 ZN		
K	20213	NUT - HEX LOCK DT 7/16-14 UNC ZN		
L	105137	SCREW - MACHINE		

2. 30' = 55 / 35' = 65 / 40' = 75 / 30' w Stub Ends = 52 / 35' w Stub Ends = 62

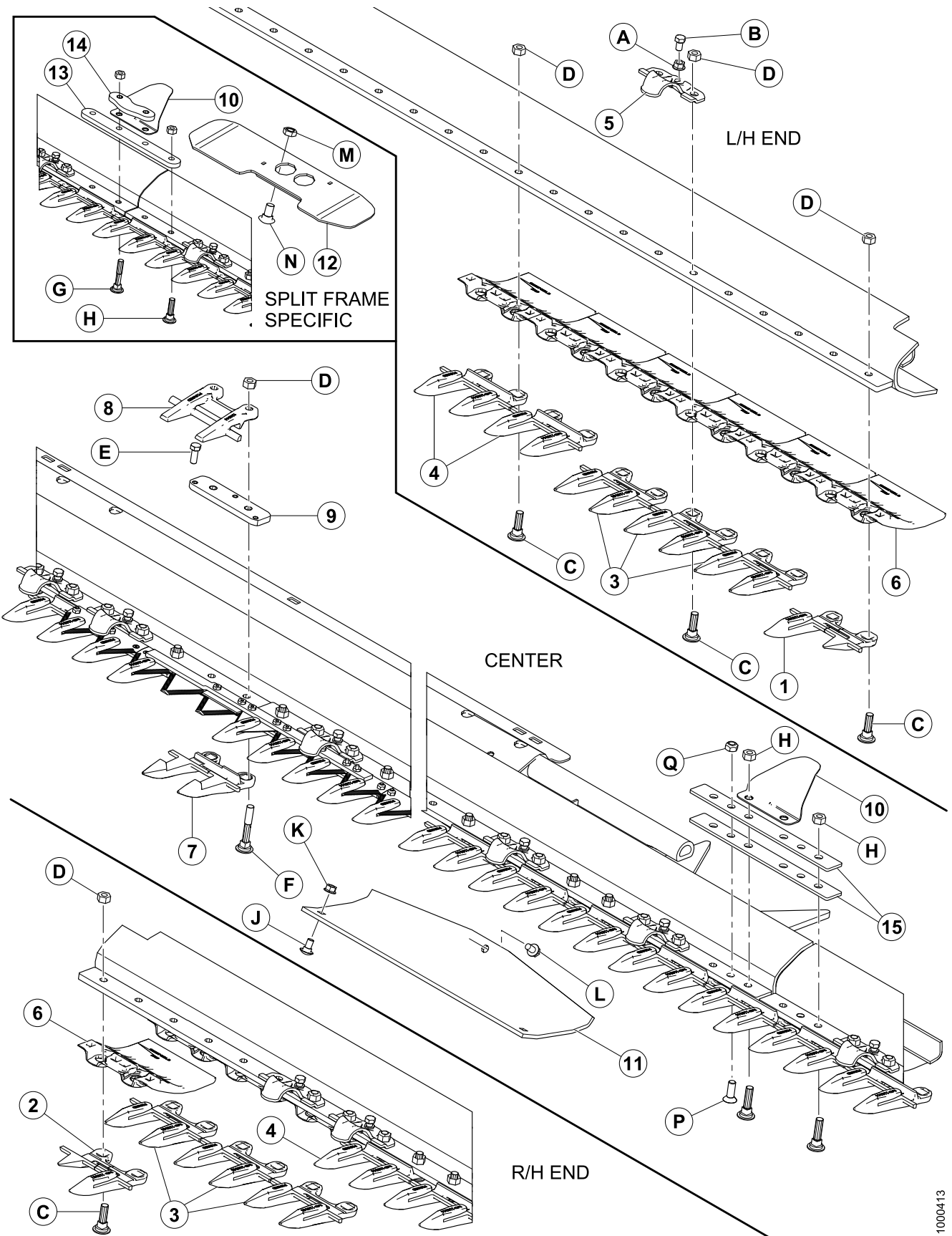
3. 30' = 29 / 35' = 33 / 40' = 39 / 30' w Stub Ends = 26 / 35' w Stub Ends = 30

4. 30' = 60 / 35' = 70 / 40' = 80

5. Qty. 2 except 40' Split Frame (Export) = 3. For other 40' Split Frame specific hardware, see "Guards & Hold-Downs — Double Sickle Header"

6. Includes two covers and hardware L.

5 Guards & Hold-Downs — Double Sickle Headers



GUARDS & HOLD-DOWNS — DOUBLE SICKLE HEADERS

Ref	Part Number	Description	Qty	Serial Number
1	118301	SICKLE GUARD - LH	1	
2	118302	SICKLE GUARD - RH	1	
3	118345	SICKLE GUARD	6	
4	118344	SICKLE GUARD	See ⁷	
5	118499	CLIP - HOLD-DOWN (BOX OF 25)	See ⁸	
6	129297	WEARPLATE - CUTTERBAR	See ⁹	
7	124338	SICKLE GUARD - CNTER - POINTED	1	
8	124344	GUIDE-TOP-CENTER	1	
9	34980	BAR - ADJUSTER	1	
10	220114	COVER - HINGE AND SPLIT	See ₁₀	
11	151551	SHOE - SKID	4	
12	125418	SUPPORT - SPLIT CBAR CONNECTION WELDT (for split frame only)	1	
13	165290	BAR - CUTTERBAR SPLICE	1	
14	220115	BAR - CUTTERBAR SPLICE	1	
15	132906	BAR - FLEX	4	
A	118193	NUT - FLANGE HEX .375 UNC		
B	118154	BOLT - HH 3/8 NC 5/8 TFL GR 8 ZP		
C	120558	BOLT - RHSN SPECIAL 7/16 NC 1.5 LG GR 5 ZP		
D	18654	NUT - HE 7/16 - 14 UNC GR 5 ZP		
E	50120	BOLT - HH 3/8 NC 1 STAIN STL		
F	132404	BOLT - RHSN SPECIAL 7/16 NC X 2.75 LG GR 5 ZP		
G	120480	BOLT -RHSN SPECIAL 7/16 NC X 2.5 LG GR 5 ZP		
H	120639	BOLT - RHSN SPECIAL 7/16 NC X 1.75 LG GR 5 ZP		
J	21472	BOLT - RHSN 3/8 NC X 0.75 GR 5 ZP		
K	30228	NUT - FLANGE DT SMOOTH FACE 0.375-16UNC		
L	101898	SCREW - HEX WASH HD THD ROLLING 3/8 NC X 5/8		
M	21941	NUT - HEX LOCK JAM (END DT THD) 5/8-11 UNC GR 5 ZP		
N	103562	BOLT - RHSN 5/8 NC X 1.25 GR 5 ZP		
P	135315	SCREW-CSK FLAT SOCK HD, 7/16X1.25 LG GR 5 ZN		
Q	20213	NUT - HEX LOCK DT 7/16-14 UNC ZN		

7. 40' = 71 / 45' = 81

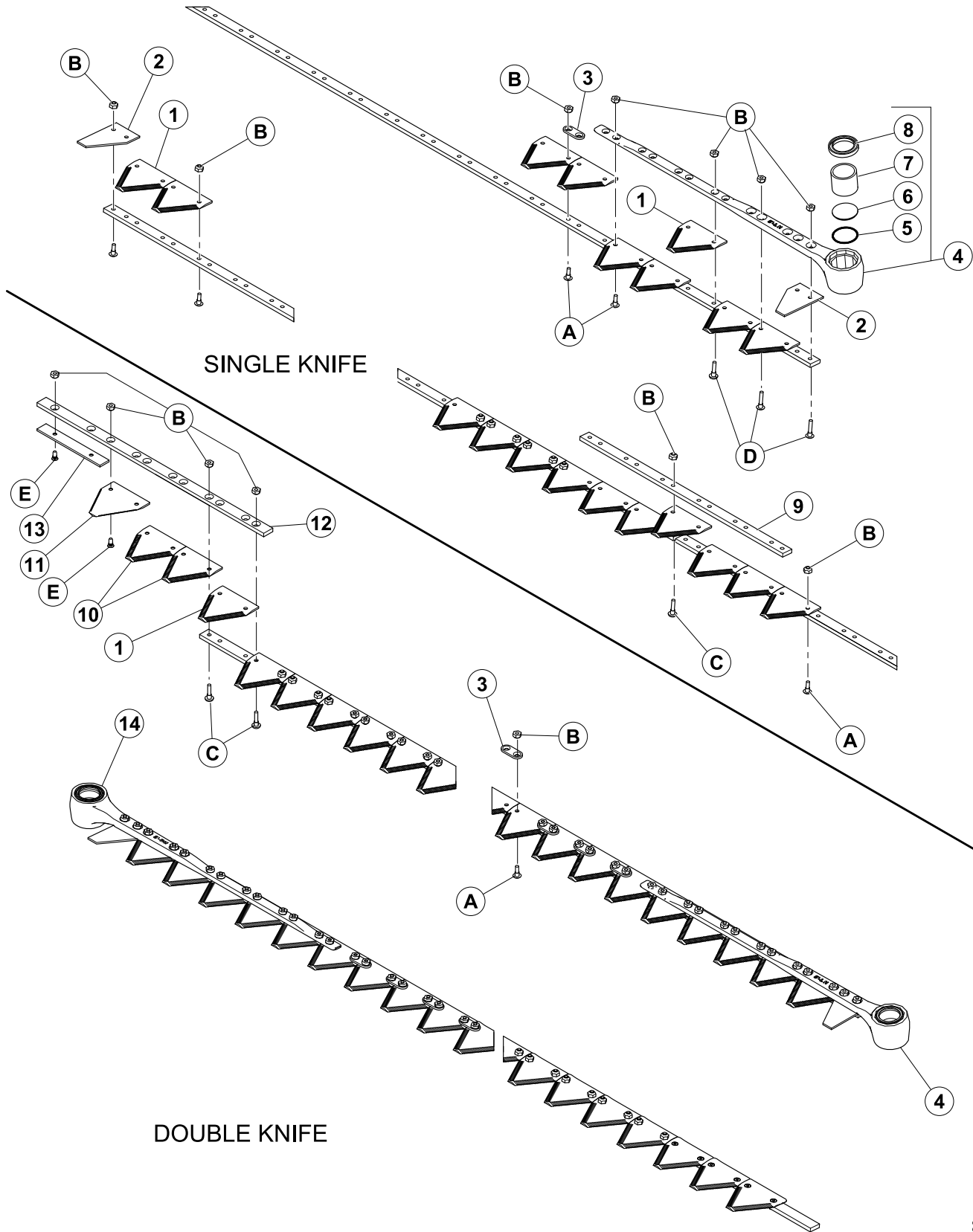
8. 40' = 38 / 45' = 42 / 45' Split Frame (Export) = 43

9. 40' = 80 / 45' = 90

10. Qty. 2 except Split Frame (Export) = 3

SICKLE COMPONENTS & KNIFE HEAD

6 Sickle Components & Knife Head



SICKLE COMPONENTS & KNIFE HEAD

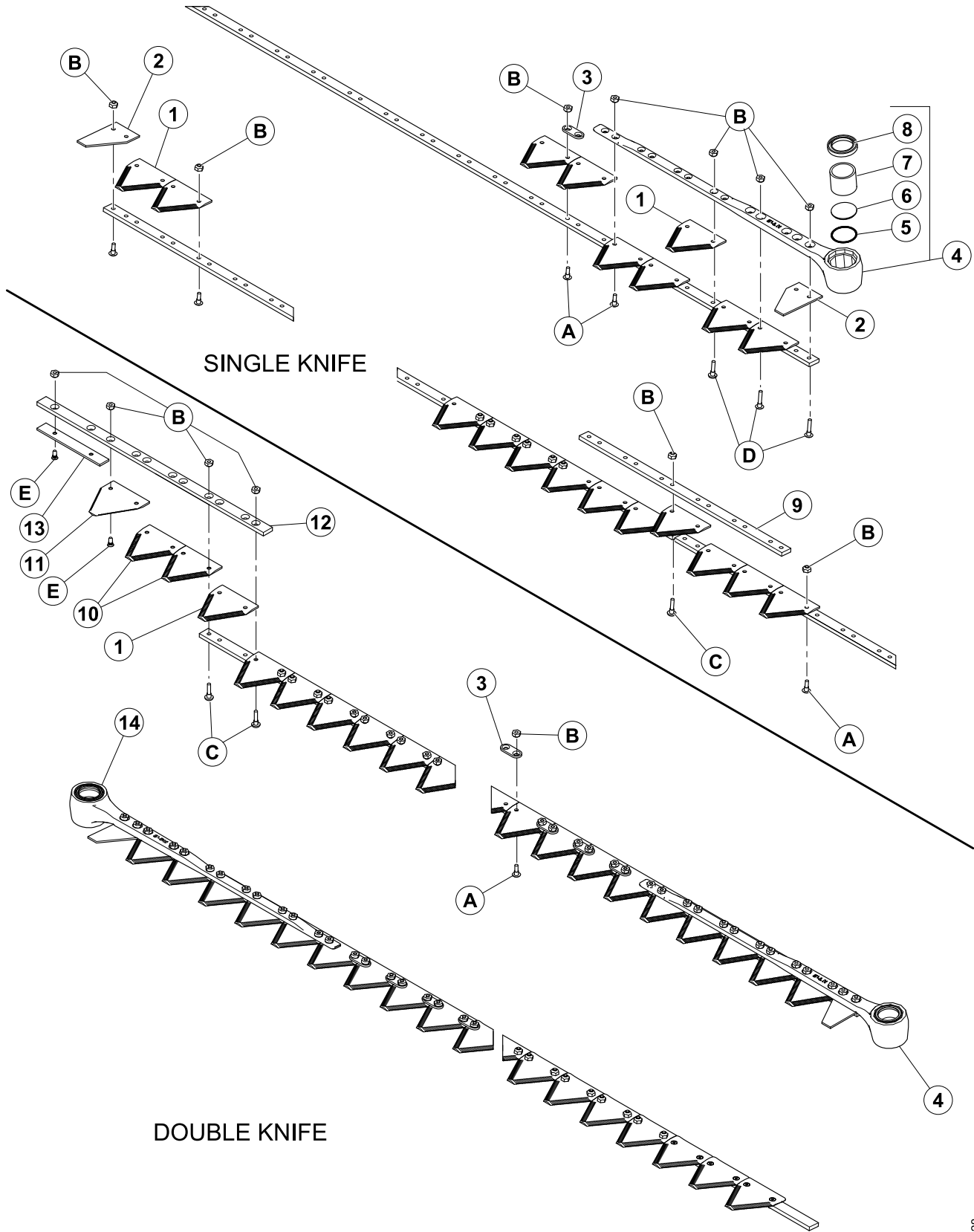
Ref	Part Number	Description	Qty	Serial Number
NOTE: To service sickle assemblies, see 7 Segmented Sickles – Single Sickle Headers, page 19 or 8 Segmented Sickles – Double Sickle Headers, page 23				
1	118492	COARSE SICKLE SECTION 10 PK – 9 spi (118493 – 100 PK)	See ¹¹	
	174845	COARSE SICKLE SECTION BUSATIS 25 PACK – 9 spi	OPT	
	174852	FINE SICKLE SECTION 10 PACK – 14 spi (174853 – 100 PK)	OPT	
	118491	FINE SICKLE SECTION BUSATIS 25 PACK – 14 spi	OPT	
2	174854	SECTION – end, half section – 10 PACK	2 pcs	
3	174857	BAR – reinforcing – 25 PACK	See ¹²	
4	132896	HEAD ASSEMBLY – L/H, 5° angle, incl. items 5 - 8	1	
5	115670	O-RING – sickle head	1	
6	113937	PLUG – sickle head	1	
7	100500	BEARING – needle, sickle head	1	
8	113222	SEAL – sickle head (install with lip facing outward)	1	
9	33955	BAR – splice, 2-piece sickles (35' & 40' SK)	1	
10	118496	COARSE SICKLE SECTION 10 PACK – bottom csk, 9 spi (118497 – 100 PACK)	2 pcs	
	174847	COARSE SICKLE SECTION BUSATIS 25 PK – bott csk, 9 spi	OPT	
	118489	FINE SICKLE SECTION 10 PACK– bottom csk, 14 spi (118490 – 100 PACK)	OPT	
	174856	FINE SICKLE SECTION BUSATIS 25 PK – bottom csk, 14 spi	OPT	
11	170390	COARSE SICKLE SECTION 10 PACK – top csk, 9 spi (170391 – 100 PACK)	1 pc	See ¹³
	174846	COARSE SICKLE SECTION BUSATIS 25 PK – top csk, 9 spi	OPT	
	170388	FINE SICKLE SECTION 10 PACK – top csk, 14 spi (170389 – 100 PACK)	OPT	
	174855	FINE SICKLE SECTION BUSATIS 25 PK – top csk, 14 spi	OPT	
12	124880	GUIDE – top, L/H sickle	1	
13	124881	BAR – wear, L/H sickle	1	
14	132897	HEAD ASS'Y – RH, 5° angle, incl. ref. 5-8	1	

11. Quantities (individual sections) for 30' SK = 119, 35' SK = 139, 40'SK = 159, 40' DK = 153, 45' DK = 173

12. Quantities (individual pieces) for SK = 10 35' SK, DK = 20

13. Install with serrations down.

SICKLE COMPONENTS & KNIFE HEAD



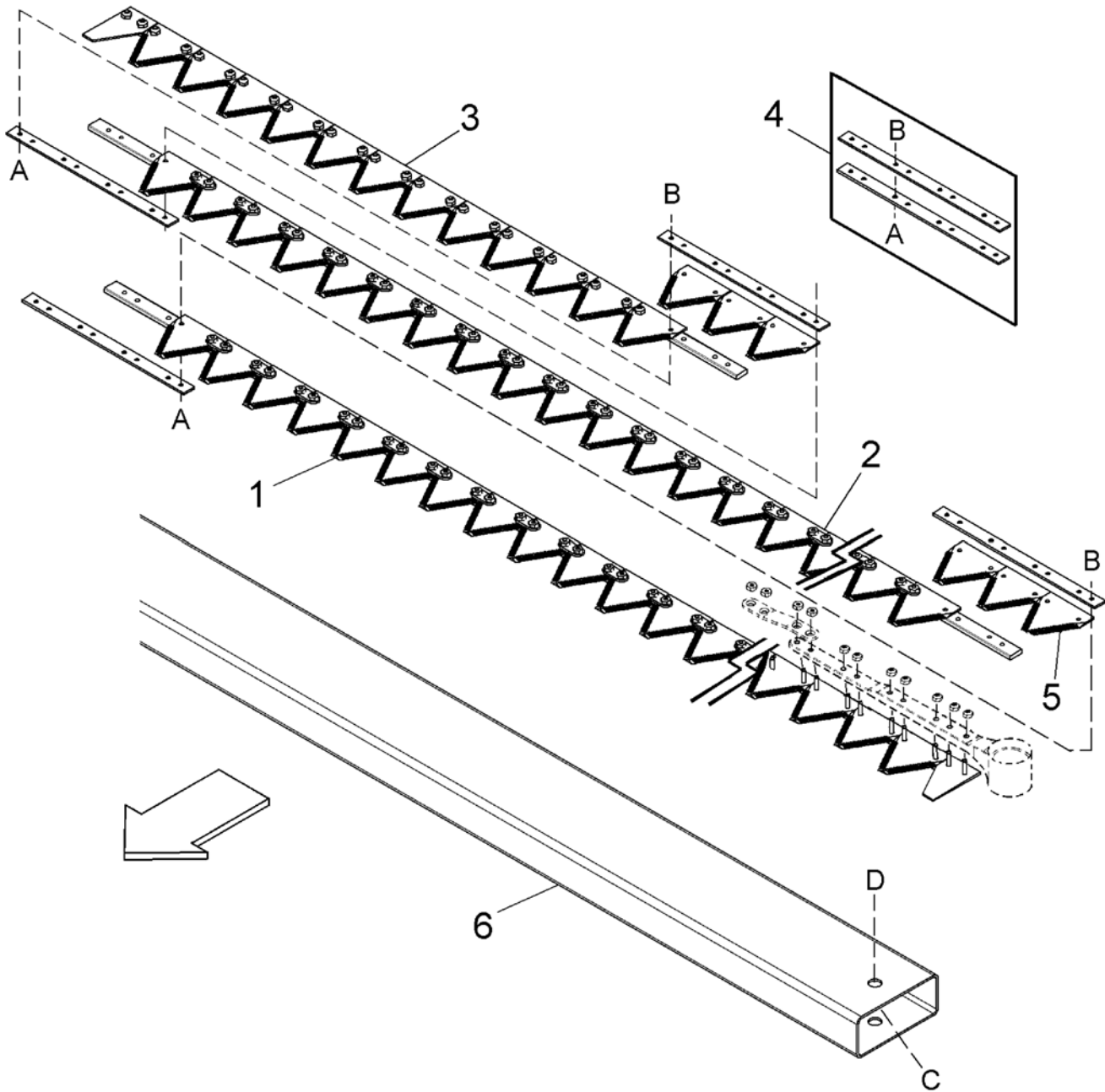
1000428

SICKLE COMPONENTS & KNIFE HEAD

Ref	Part Number	Description	Qty	Serial Number
A	135628	50 PACK - SCREW – button head, rib neck, #12-24 NC x 0.67” (135629 Pkg. of 1000 / 30696 Individual piece)		
B	135626	50 PACK - NUT – csk, center lock, #12-24 NC (135627 Pkg. of 2000 / 30669 Individual piece)		
C	135630	50 PACK - SCREW – button head, rib neck, #12-24 NC x 0.920” (135631 Pkg. of 1000 / 49671 Individual piece)		
D	135632	50 PACK - SCREW – button head, rib neck, #12-24 NC x 1.05” (135633 Pkg. of 1000 / 30668 Individual piece)		
E	174165	50 PACK - SCREW – 90° csk socket head, #12-24 NC x 0.5” (145246 Individual piece)		

SEGMENTED SICKLES – SINGLE SICKLE HEADERS

7 Segmented Sickles – Single Sickle Headers



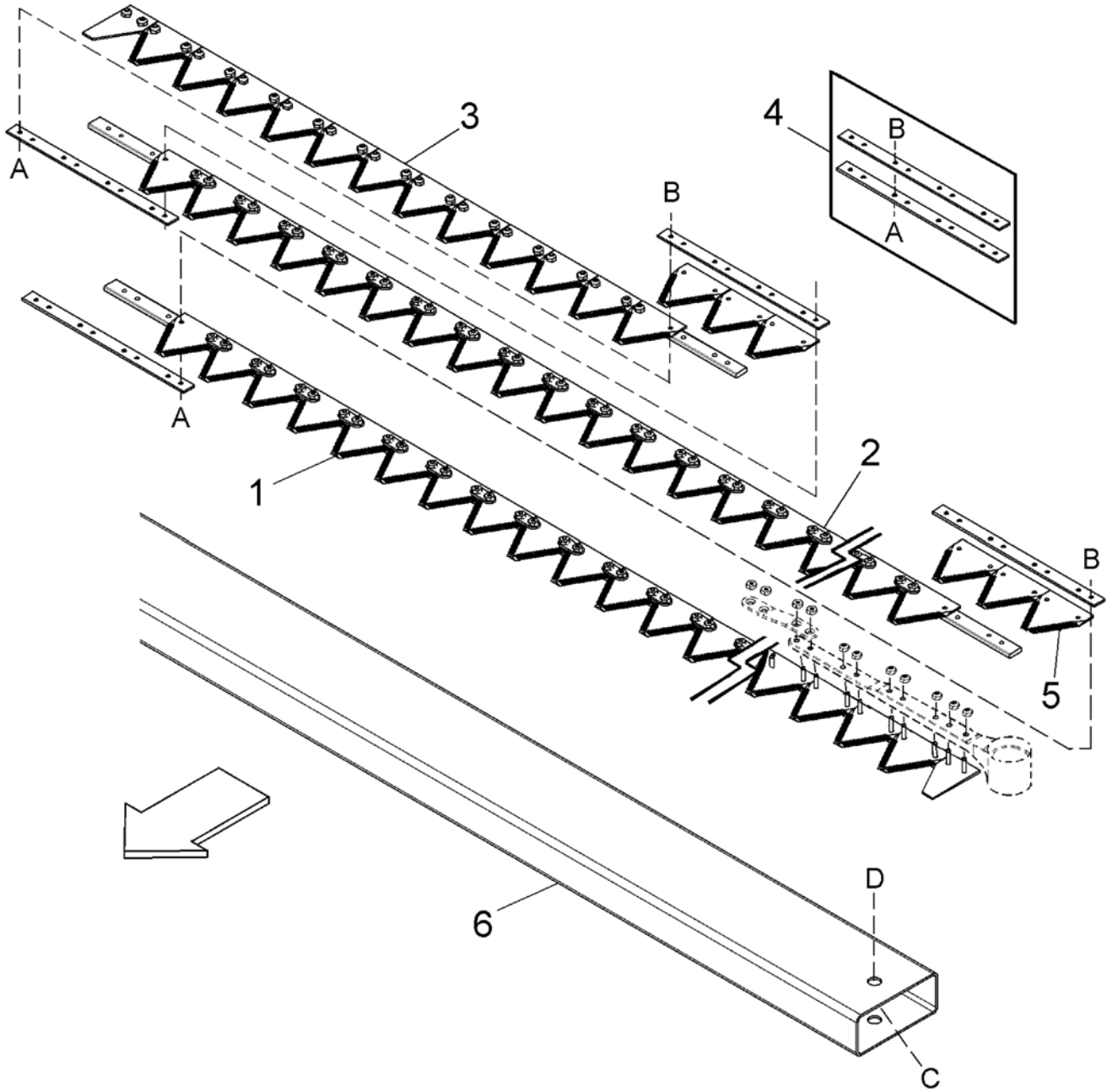
1000306

SEGMENTED SICKLES – SINGLE SICKLE HEADERS

FINE SICKLES - COMPLETE				
For a complete single sickle, you will need:				
	Ref	Part Number	Description	Qty
30'	Item 1	129000	Left, head seg.	1
	Item 2	129002	Center segment	2
	Item 3	129006	Right, tail seg.	1
	Item 4	129043	MacDon Splice Kit	3
	Item 5	See note ¹⁴		9
35'	Item 1	129000	Left, head seg.	1
	Item 2	129002	Center segment	2
	Item 3	172252	Right, tail seg.	1
	Item 4	129043	MacDon Splice Kit	3
	Item 5	See note ¹⁴		9
40'	Item 1	129000	Left, head seg.	1
	Item 2	129002	Center segment	3
	Item 3	172251	Right, tail seg.	1
	Item 4	129043	MacDon Splice Kit	4
	Item 5	See note ¹⁴		12
	6	113586	TUBE - spare sickle storage, 30'	
		165543	TUBE - spare sickle storage, 35'	
		165544	TUBE - spare sickle storage, 40'	
	A	129299	SCREW - 90° csk skt hd, #12-24 NC x 0.812"	
	B	30669	NUT - csk, center lock, #12-24 NC	
	C	21863	BOLT - round head, short square neck, 3/8 NC x ¾, gr. 5	
	D	21452	NUT - lock, serrated flange, 3/8 NC	
		172001	SICKLE - complete, 15' L/H - fine serrated (14 / inch)	
		172002	SICKLE - complete, 15' R/H - fine serrated (14 / inch)	

14. Kondex Fine Section 14 spi: 174852 10 PACK or 174853 100 PACK Busatis Fine Section 14 spi: 118491 25 PACK

SEGMENTED SICKLES – SINGLE SICKLE HEADERS



1000306

SEGMENTED SICKLES – SINGLE SICKLE HEADERS

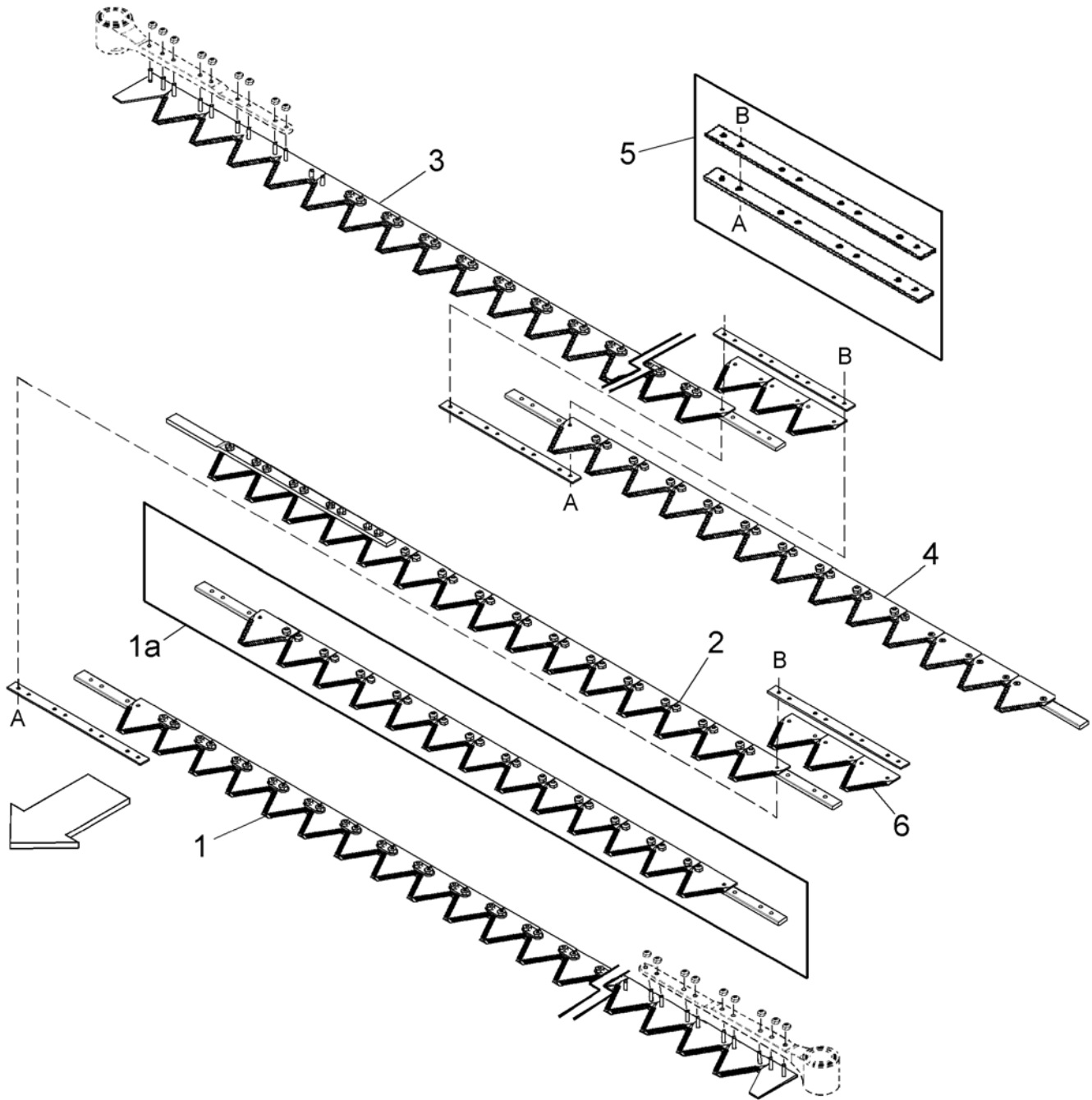
COARSE SICKLES - COMPLETE				
For a complete single sickle, you will need:				
	Ref	Part Number	Description	Qty
30'	Item 1	129024	Left, head seg.	1
	Item 2	129026	Center segment	2
	Item 3	129029	Right, tail seg.	1
	Item 4	129043	MacDon Splice Kit	3
	Item 5	See note ¹⁵		9
35'	Item 1	129024	Left, head seg.	1
	Item 2	129026	Center segment	2
	Item 3	172255	Right, tail seg.	1
	Item 4	129043	MacDon Splice Kit	3
	Item 5	See note ¹⁵		9
40'	Item 1	129024	Left, head seg.	1
	Item 2	129026	Center segment	3
	Item 3	172254	Right, tail seg.	1
	Item 4	129043	MacDon Splice Kit	4
	Item 5	See note ¹⁵		12
	6	113586	TUBE - spare sickle storage, 30'	
		165543	TUBE - spare sickle storage, 35'	
		165544	TUBE - spare sickle storage, 40'	
	A	129299	SCREW - 90° csk skt hd, #12-24 NC x 0.812"	
	B	30669	NUT - csk, center lock, #12-24 NC	
	C	21863	BOLT - round head, short square neck, 3/8 NC x ¾ inch, gr. 5	
	D	21452	NUT - lock, serrated flange, 3/8 NC	
		124923	SICKLE - complete, 15' R/H - coarse serrated (9 / inch)	
		124925	SICKLE - complete, 15' R/H - coarse serrated (9 / inch)	

15. Kondex Coarse Section 9 spi: 118492 10 PACK or 118493 100 PACK Busatis Coarse Section 9 spi: 174845 25 PACK

SEGMENTED SICKLES – DOUBLE SICKLE HEADERS

8 Segmented Sickles – Double Sickle Headers

30' to 45' Header sickles are sold in segments, see tables below.



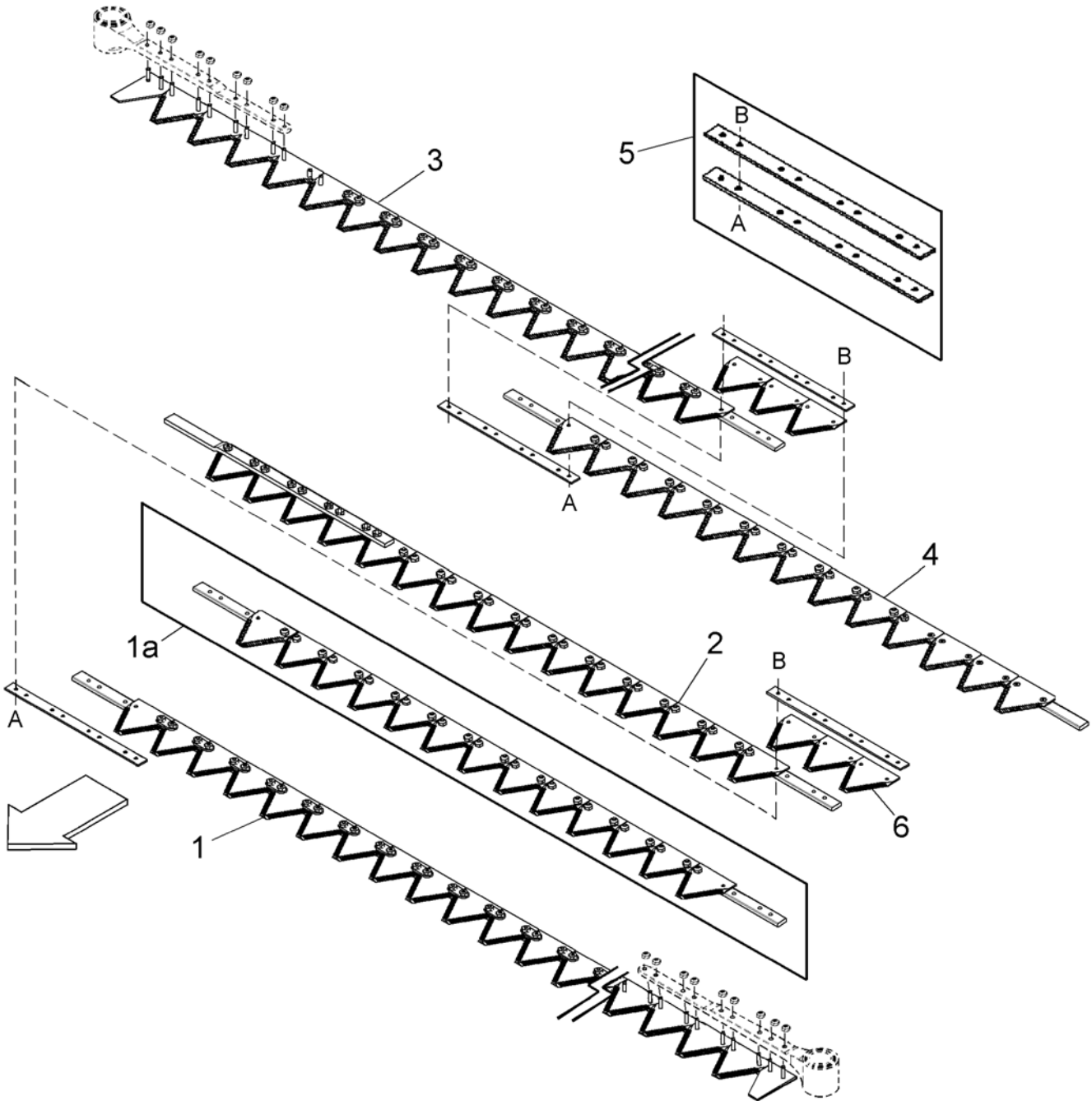
1000307

SEGMENTED SICKLES – DOUBLE SICKLE HEADERS

FINE SICKLES - COMPLETE				
For a complete double sickle, you will need				
	REF	PART NUMBER	DESCRIPTION	QTY
30'	Item 1	129000	Left, head seg.	1
	Item 2	165981	Left, tail segment	1
	Item 3	129021	Right, head seg.	1
	Item 4	172297	Right, tail segment	1
	Item 5	129043	MacDon Splice Kit	2
	Item 6	See note ¹⁶		6
35'	Item 1	129000	Left, head seg.	1
	Item 2	172309	Left, tail segment	1
	Item 3	129021	Right, head seg.	1
	Item 4	172298	Right, tail segment	1
	Item 5	129043	MacDon Splice Kit	2
	Item 6	See note ¹⁶		6
40'	Item 1	129000	Left, head seg.	1
	Item 1a	129002	Center segment	2 (1/side)
	Item 2	172307	Left, tail segment	1
	Item 3	129021	Right, head seg.	1
	Item 4	172294	Right, tail segment	1
	Item 5	129043	MacDon Splice Kit	4
	Item 6	See note ¹⁶		12
45'	Item 1	129000	Left, head seg.	1
	Item 1a	129002	Center segment	2 (1/side)
	Item 2	172308	Left, tail segment	1
	Item 3	129021	Right, head seg.	1
	Item 4	172296	Right, tail segment	1
	Item 5	129043	MacDon Splice Kit	4
	Item 6	See note ¹⁶		12
	A	129299	SCREW - 90° csk skt hd, #12-24 NC x 0.812"	
	B	30669	NUT - csk, center lock, #12-24 NC	
		172001	SICKLE - complete, 15' L/H - fine serrated (14 / inch)	
		172002	SICKLE - complete, 15' R/H - fine serrated (14 / inch)	

16. Kondex Fine Section 14 spi: 174852 10 PACK or 174853 100 PACK Busatis Fine Section 14 spi: 118491 25 PACK

SEGMENTED SICKLES – DOUBLE SICKLE HEADERS



1000307

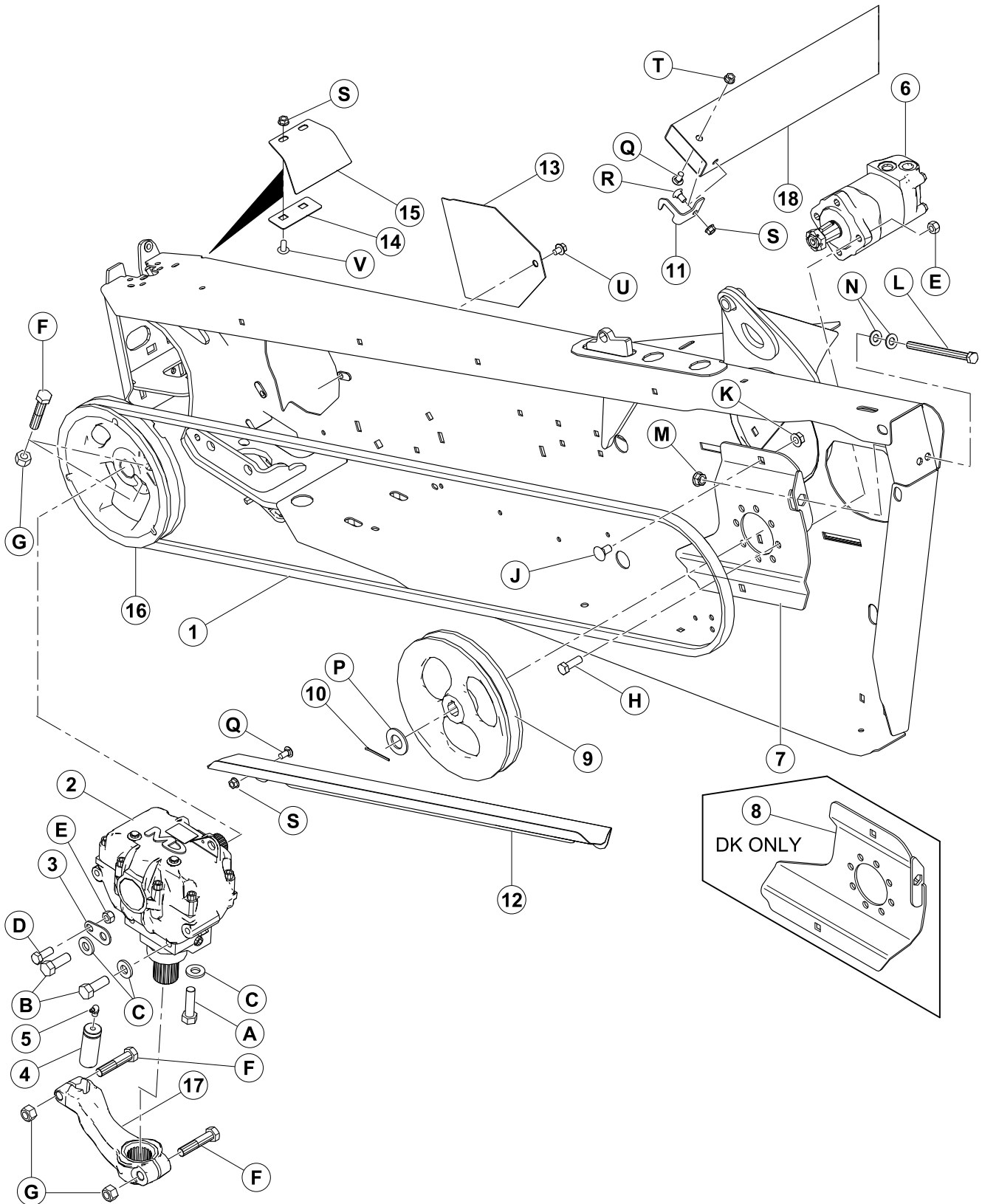
SEGMENTED SICKLES – DOUBLE SICKLE HEADERS

COARSE SICKLES - COMPLETE				
For a complete single sickle, you will need:				
	Ref	Part Number	Description	Qty
30'	Item 1	129024	Left, head seg.	1
	Item 2	165982	Left, tail segment	1
	Item 3	129040	Right, head seg.	1
	Item 4	172302	Right, tail segment	1
	Item 5	129043	MacDon Splice Kit	2
	Item 6	See note ¹⁷		6
35'	Item 1	129024	Left, head seg.	1
	Item 2	172312	Left, tail segment	1
	Item 3	129040	Right, head seg.	1
	Item 4	172303	Right, tail segment	1
	Item 5	129043	MacDon Splice Kit	2
	Item 6	See note ¹⁷		6
40'	Item 1	129024	Left, head seg.	1
	Item 1a	129026	Center segment	2 (1/side)
	Item 2	172310	Left, tail segment	1
	Item 3	129040	Right, head seg.	1
	Item 4	172299	Right, tail segment	1
	Item 5	129043	MacDon Splice Kit	4
	Item 6	See note ¹⁷		12
45'	Item 1	129024	Left, head seg.	1
	Item 1a	129026	Center segment	2 (1/side)
	Item 2	172311	Left, tail segment	1
	Item 3	129040	Right, head seg.	1
	Item 4	172301	Right, tail segment	1
	Item 5	129043	MacDon Splice Kit	4
	Item 6	See note ¹⁷		12
	A	129299	SCREW - 90° csk skt hd, #12-24 NC x 0.812"	
	B	30669	NUT - csk, center lock, #12-24 NC	
		124923	SICKLE - complete, 15' R/H - coarse serrated (9 / inch)	
		124925	SICKLE - complete, 15' R/H - coarse serrated (9 / inch)	

17. Kondex Coarse Section 9 spi: 118492 10 PACK or 118493 100 PACK Busatis Coarse Section 9 spi: 174845 25 PACK

KNIFE DRIVE – SINGLE SICKLE & UNTIMED DOUBLE SICKLE HEADERS

9 Knife Drive – Single Sickle & Untimed Double Sickle Headers

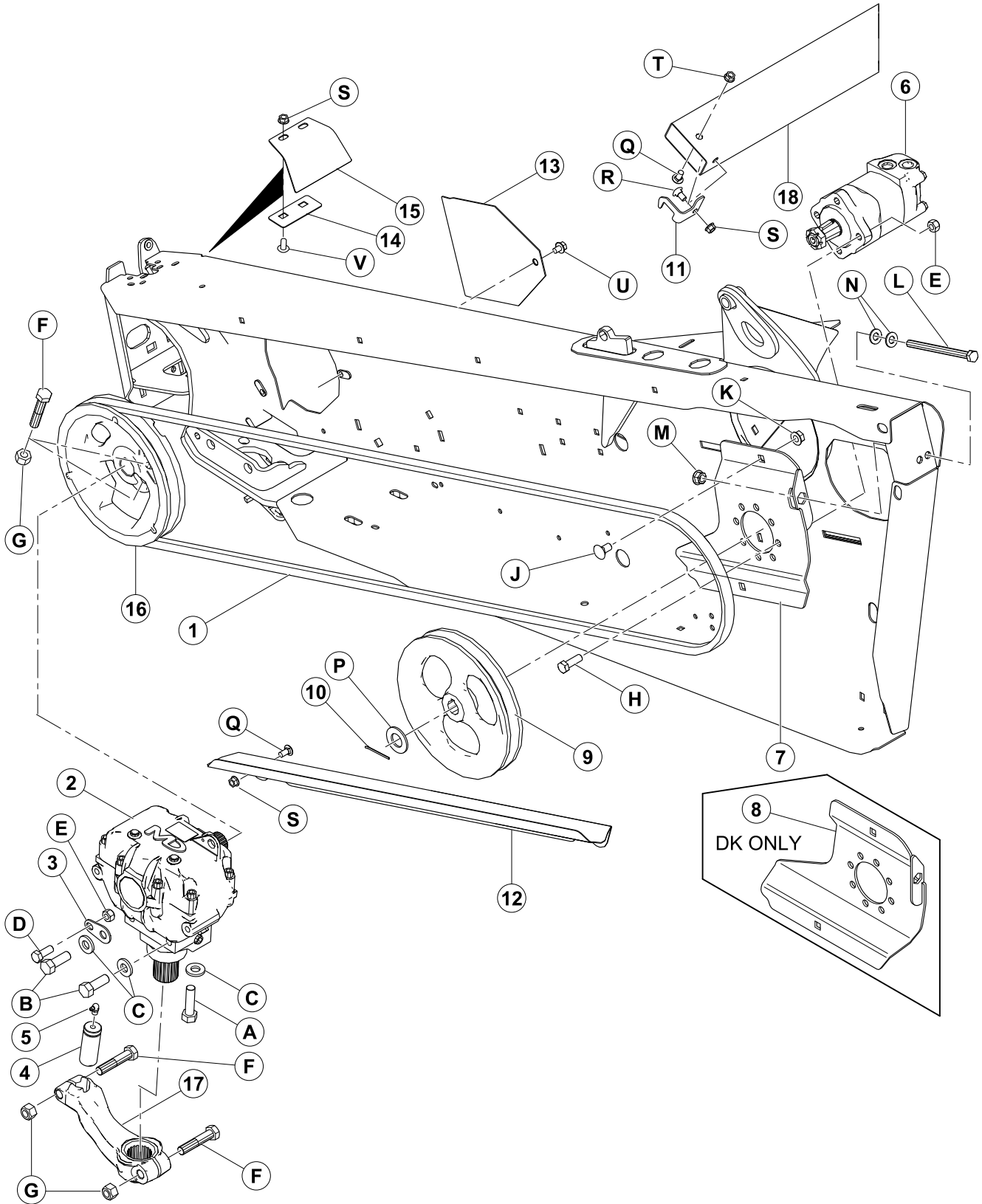


KNIFE DRIVE – SINGLE SICKLE & UNTIMED DOUBLE SICKLE HEADERS

Ref	Part Number	Description	Qty	Serial Number
1	145706	BELT - SK DRIVE	1	See note ¹⁸
2	100532	DRIVE – Sickle, see “ 12 Sickle Drive Box, page 35 ” page for components	1	See note ¹⁸
3	132033	PLATE - WOBBLE BOX LOCATING TAB	1	See note ¹⁸
4	113229	PIN - SICKLE HEAD	1	See note ¹⁸
5	21194	FITTING - LUBRICATION 90 DEG 1/8 NPT	1	See note ¹⁸
6	174217	MOTOR - KNIFE DRIVE, EATON	1	See note ¹⁸
	174304	SEAL KIT		
7	174268	BRACKET-MOTOR MOUNT WELDT EATON	1	
8	174270	SUPPORT WELDMENT - RH UNTIMED DK EATON	1	
9	174215	PULLEY - SK DRIVER	1	See note ¹⁸
10	21006	PIN-COTTER 1/8 DIA X 2.0 ZP	1	See note ¹⁸
11	125530	BRACKET-LH KNIFE KEEPER	1	
12	172067	GUIDE - BELT	1	See note ¹⁸
13	102509	SHIELD	1	See note ¹⁸
14	120141	RETAINER-WOBBLE BOX POLY SHIELD	1	See note ¹⁸
15	120140	SHIELD - LH POLY WOBBLE BOX MOUNT	1	
	120194	SHIELD - RH, POLY WOBBLE BOX MOUNT	1	
16	174981	PULLEY - WOBBLE BOX	1	See note ¹⁸
17	174992	ARM - WOBBLE BOX DRIVE	1	See note ¹⁸
18	220011	TUBE - KNIFE STORAGE, 30FT	1	
	220012	TUBE - KNIFE STORAGE, 35FT	1	
	220013	TUBE - KNIFE STORAGE, 40FT	1	
	125764	TUBE - KNIFE STORAGE, 40 & 45 FT DK	1	

18. For untimed double sickle drive headers, quantity is 2.

KNIFE DRIVE – SINGLE SICKLE & UNTIMED DOUBLE SICKLE HEADERS



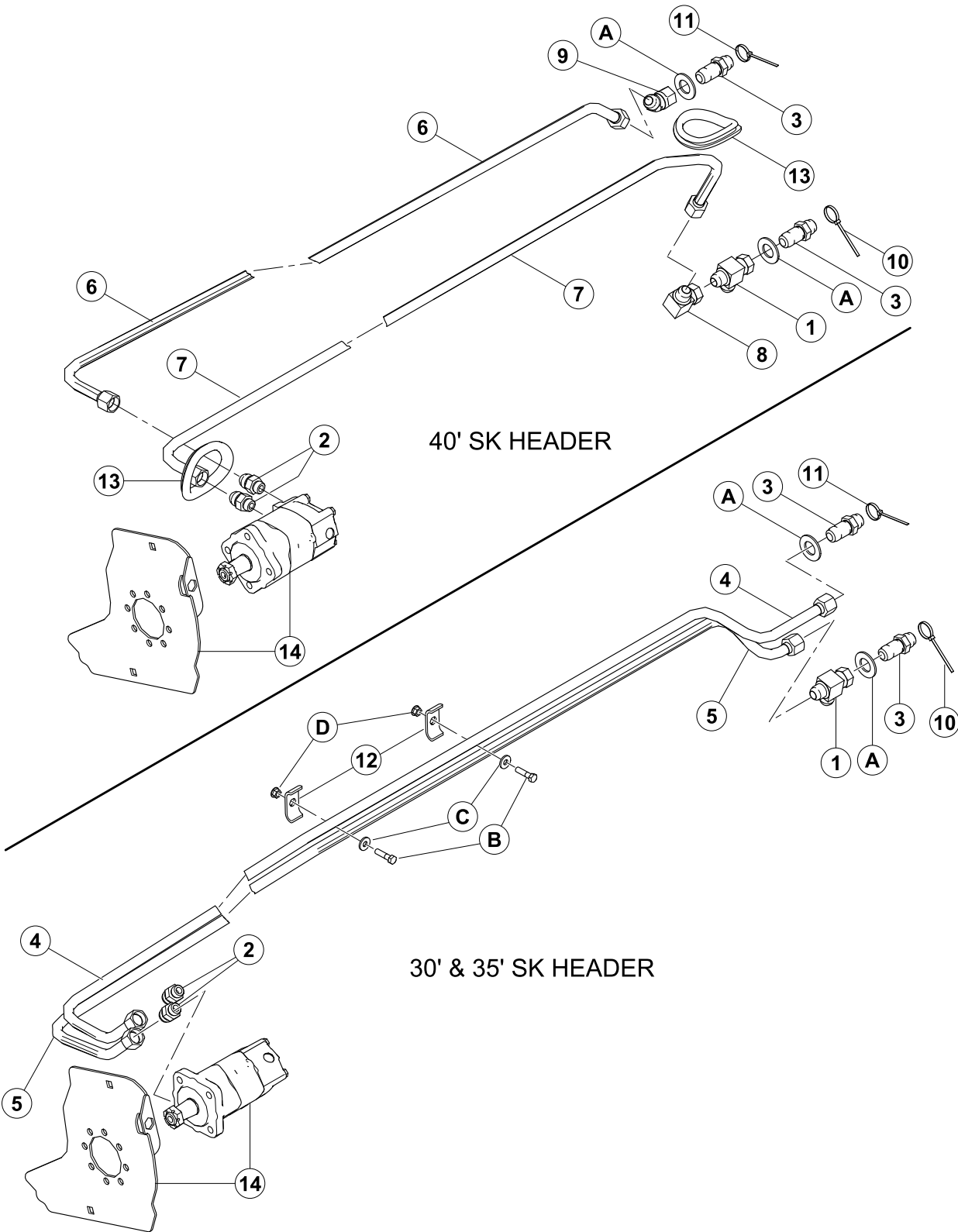
1000392

KNIFE DRIVE – SINGLE SICKLE & UNTIMED DOUBLE SICKLE HEADERS

Ref	Part Number	Description	Qty	Serial Number
A	120900	BOLT - HEX HEAD- L9 5/8-11 UNC X 2.25 LG		
B	120899	BOLT - HEX HEAD- L9 5/8-11 UNC X 1.75 LG		
C	120901	WASHER-FLAT HARDENED 5/8 IN. NOMINAL (L9)		
D	21491	BOLT - HH 1/2 NC X 1.25 LG GR 5 ZP		
E	18697	NUT - HEX LOCK DT .500-13UNC		
F	21583	BOLT - HH 5/8 NC X 3.0 LG GR5 ZP		
G	18666	NUT-HEX LOCK DT 5/8-11 UNC ZP		
H	18723	BOLT - HH 1/2 NC X 1.5 LG GR 5 ZP		
J	21066	BOLT - RHSN 1/2 NC X 1 GR 5 ZP		
K	50186	NUT - FLANGE LOCK SM FACE DT 0.500-13UNC GR5		
L	50226	BOLT - HH 1/2 NC X 6.5 TFL GR 5 ZP		
M	21383	NUT - FLANGE .500-13UNC (SERR FACE)		
N	18599	WASHER - SAE FLAT 17/32 ID X 1 1/16 IN OD ZP		
P	18603	WASHER - SAE FLAT 1 1/16 ID X 2.0 IN OD ZP		
Q	21863	BOLT-RHSSN 3/8 NC X 0.75 LG GR 5 ZP		
R	21472	BOLT - RHSN 3/8 NC X 0.75 GR 5 ZP		
S	30228	NUT - FLANGE DT SMOOTH FACE 0.375-16UNC		
T	21452	NUT - FLANGE (SERR. FACE) .375-16UNC		
U	30693	BOLT - FLANGE (SERR FACE) .375-16UNC X 0.50 LG		
V	135157	SCREW - MACHINE		

KNIFE DRIVE HYDRAULICS – SINGLE

10 Knife Drive Hydraulics – Single

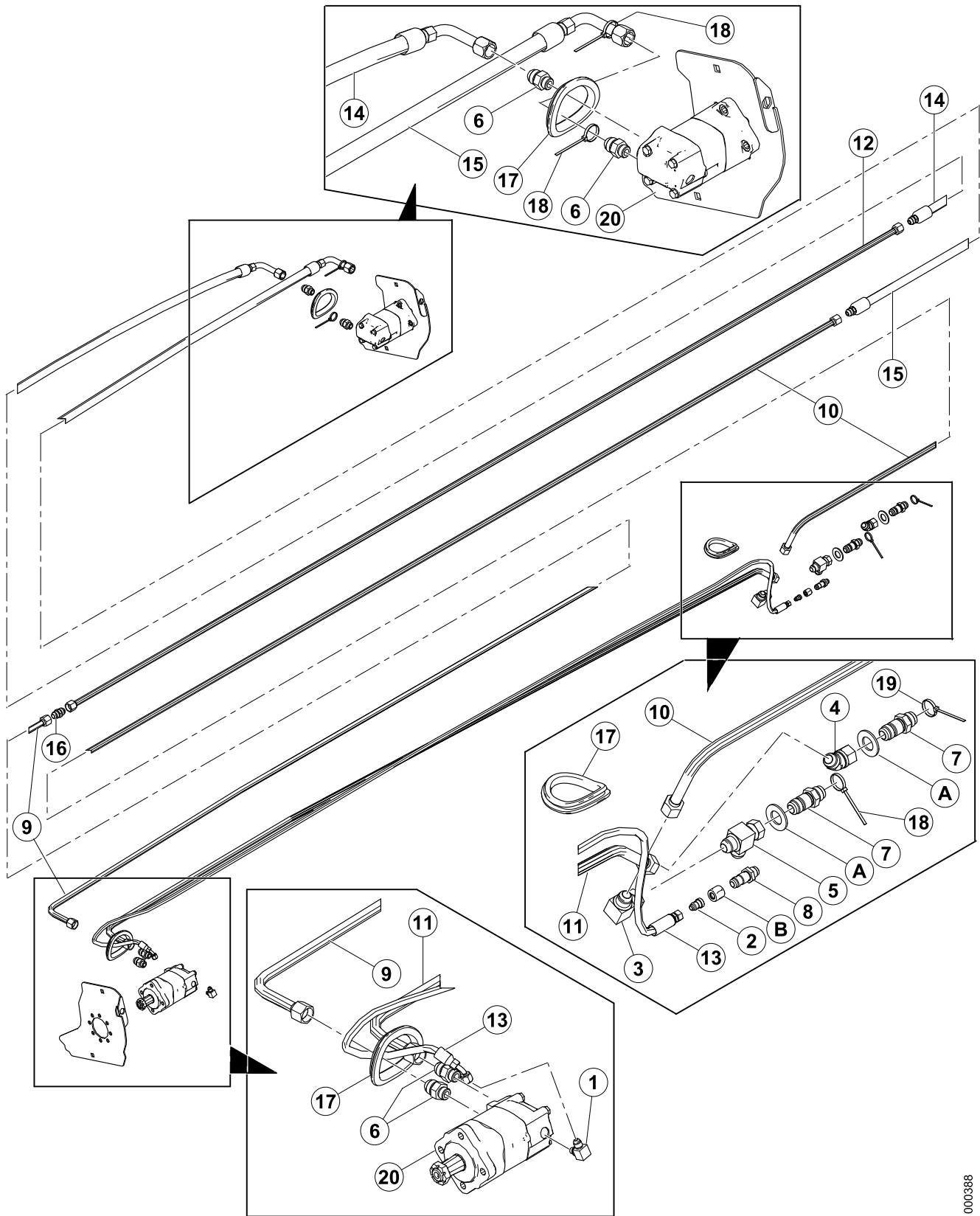


KNIFE DRIVE HYDRAULICS – SINGLE

Ref	Part Number	Description	Qty	Serial Number
1	50086	FITTING - HYD TEE	1	
2	30610	FITTING - CONNECTOR HYD	2	
3	135372	FTG - 3/4 " HYD BULKHEAD 37 DEG. FLAIR UNION	2	
4	174250	LINE- 30FT FLEX KNIFE DRIVE PRESSURE	1	
4	174251	LINE- 35FT FLEX KNIFE DRIVE PRESSURE	1	
5	132772	LINE- 30FT FLEX KNIFE DRIVE RETURN	1	
5	132900	LINE- 35FT FLEX KNIFE DRIVE RETURN	1	
6	174254	LINE-40FT FLEX SK KNIFE DRIVE PRESSURE	1	
7	174257	LINE-40FT FLEX SK KNIFE DRIVE RETURN	1	
8	50175	FITTING - ELBOW 90° HYD (for 40FT and 45FT drive)	1	
9	135240	FITTING - ELBOW 45° HYD (for 40FT and 45FT drive)	1	
10	40703	FASTENER - CABLE TIE BLUE	1	
11	40704	FASTENER - CABLE TIE ORANGE	1	
12	174499	HOLDER - HOSE	2	
13	125377	GROMMET - 90 MM I.D.	2	
14	REF	SEE "KNIFE DRIVE - SINGLE SICKLE & UNTIMED DOUBLE SICKLE"		
A	18603	WASHER - SAE FLAT 1 1/16 ID X 2.0 IN OD ZP		
B	21561	BOLT - HH 3/8 NC X 1.5 LG GR 5 ZP		
C	20535	WASHER - FLAT		
D	21452	NUT - FLANGE (SERR. FACE) .375-16UNC		

KNIFE DRIVE HYDRAULICS – DOUBLE

11 Knife Drive Hydraulics – Double

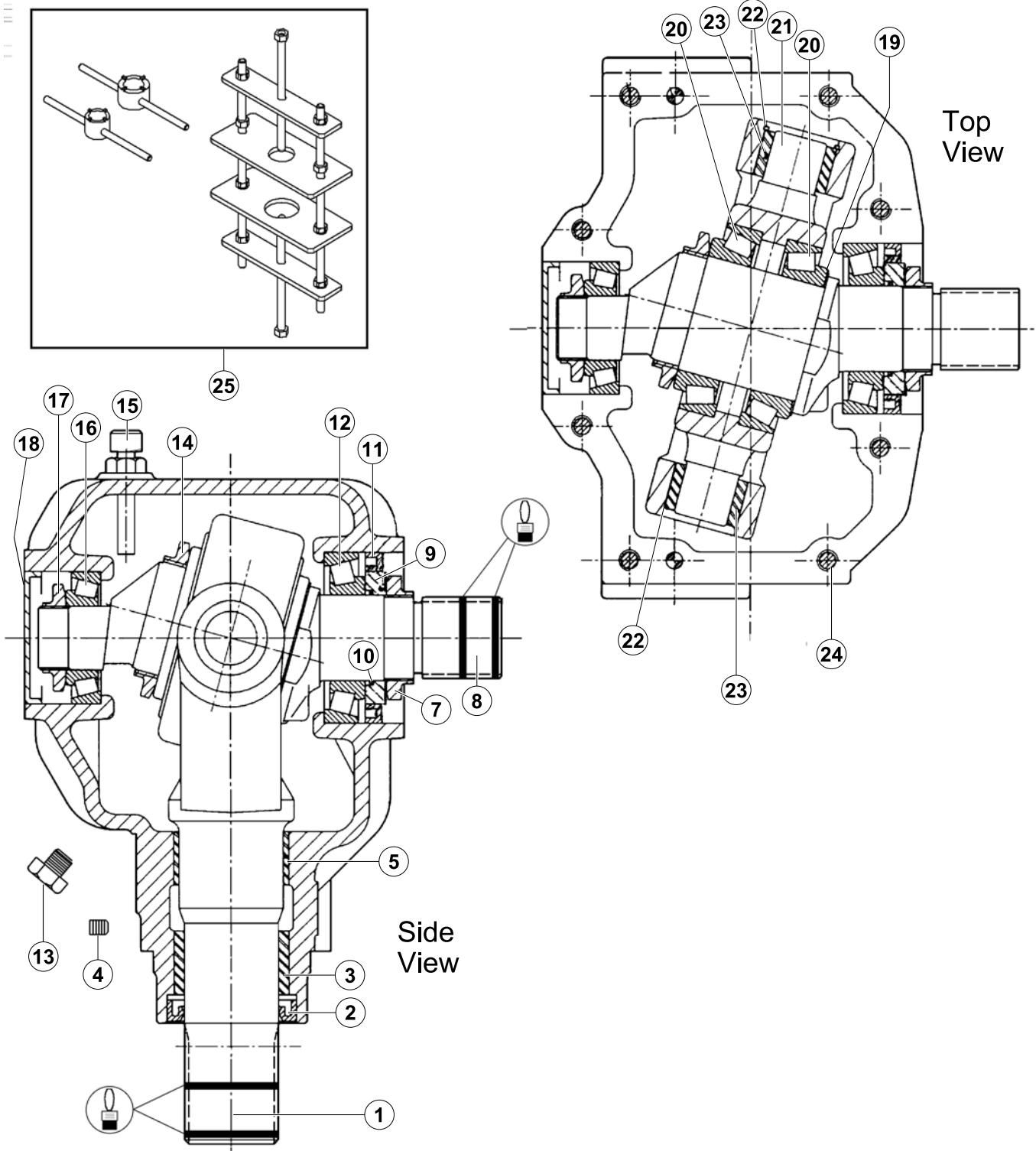


KNIFE DRIVE HYDRAULICS – DOUBLE

Ref	Part Number	Description	Qty	Serial Number
1	50104	FITTING - ELBOW 90° HYD	1	
2	30981	FITTING - ADAPTER HYD REDUCER 1/2 X 3/8	1	
3	50175	FITTING - ELBOW 90° HYD	1	
4	135240	FITTING - ELBOW 45° HYD	1	
5	50086	FITTING - HYD TEE	1	
6	30610	FITTING - CONNECTOR HYD	4	
7	135372	FTG - 3/4 " HYD BULKHEAD 37 DEG. FLAIR UNION	2	
8	30819	FTG - 1/2 " HYD UNION	1	
9	125670	LINE - DOUBLE KNIFE DRIVE LH TO RH MOTOR	1	
10	174253	LINE - DOUBLE KNIFE DRIVE RH MOTOR RETURN	1	
11	125777	LINE - 40FT KNIFE DRIVE PRESSURE	1	
	125780	LINE - 45FT KNIFE DRIVE PRESSURE	1	
12	165297	LINE - CONNECTOR	1	
13	174300	HOSE - 40FT CASE DRAIN	1	
	174299	HOSE - 45FT CASE DRAIN	1	
14	125672	HOSE - 40FT DK CONNECTOR TO RH MOTOR	1	
	165294	HOSE - 45FT DK TO/FROM RH MOTOR	1	
15	174256	HOSE - 40FT DK RH MOTOR RETURN	1	
	165294	HOSE - 45FT DK TO/FROM RH MOTOR	1	
16	30376	FITTING - UNION HYD	1	
17	125377	GROMMET - 90 MM I.D.	3	
18	40703	FASTENER - CABLE TIE BLUE	3	
19	40704	FASTENER - CABLE TIE ORANGE	1	
20	REF	SEE "KNIFE DRIVE - SINGLE SICKLE & UNTIMED DOUBLE SICKLE"		
A	18603	WASHER - SAE FLAT 1 1/16 ID X 2.0 IN OD ZP		
B	21069	NUT-TUBE 37° JIC 1/2 "		

SICKLE DRIVE BOX

12 Sickle Drive Box

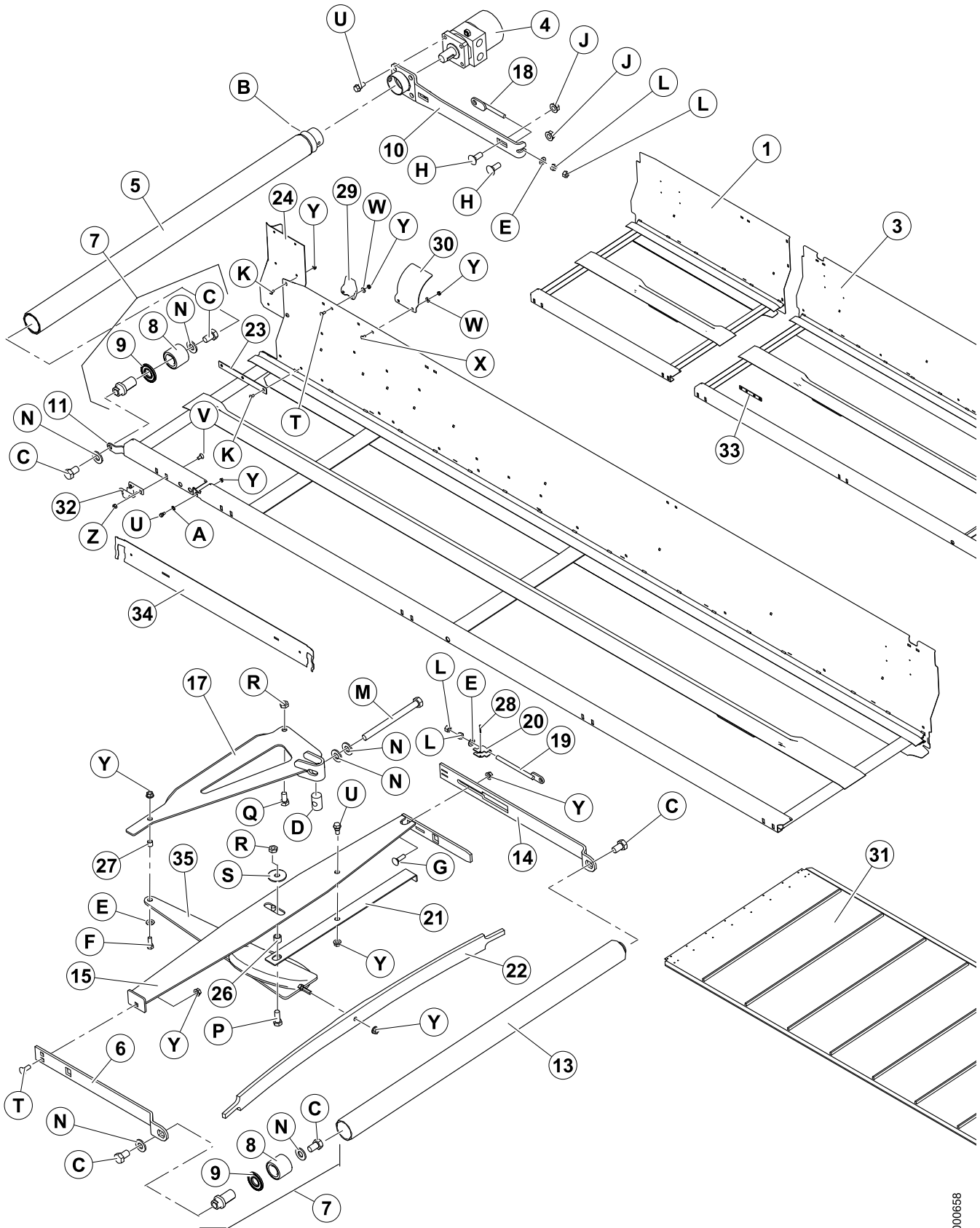


SICKLE DRIVE BOX

Ref	Part Number	Description	Qty	Serial Number
	100532	DRIVE – sickle, complete	1	
1	100706	YOKE – output	1	
2	100707	SEAL – oil, output shaft	1	
3	100708	BUSHING – bronze	1	
4	103565	PLUG – hex socket	2	
5	100726	BUSHING - steel	1	
7	100709	NUT – special	1	
8	100710	SHAFT – input	1	
9	102629	SPACER – 60 mm O.D.	1	
10	100712	O-RING	1	
11	102630	SEAL – oil, input shaft, 60 mm I.D.	1	
12	100714	BEARING ASSEMBLY – cup & cone	1	
13	103096	PLUG – oil drain	2	
14	100715	NUT – lock, M55 x 2 inch	1	
15	100716	BREATHER PLUG – with dipstick	1	
16	100717	BEARING ASSEMBLY – cup & cone	1	
17	100718	NUT – lock, M30 x 1.5 inch	1	
18	100719	CAP – dust	1	
19	113152	SHIM – input shaft	1	
20	100720	BEARING ASSEMBLY – cup & cone	2	
21	100721	PIVOT	1	
22	100722	RING – retaining, internal	2	
23	100723	BUSHING – bronze	2	
24	113153	BOLT – socket head, M10 x 50 mm	8	
25	139003	TOOL KIT – sickle drive box disassembly/assembly	A/R	
	REF	Apply LOCTITE® 243 adhesive or equivalent to splines before assembly		

DRAPER CARRIER DECK AND TENSIONER

13 Draper Carrier Deck and Tensioner

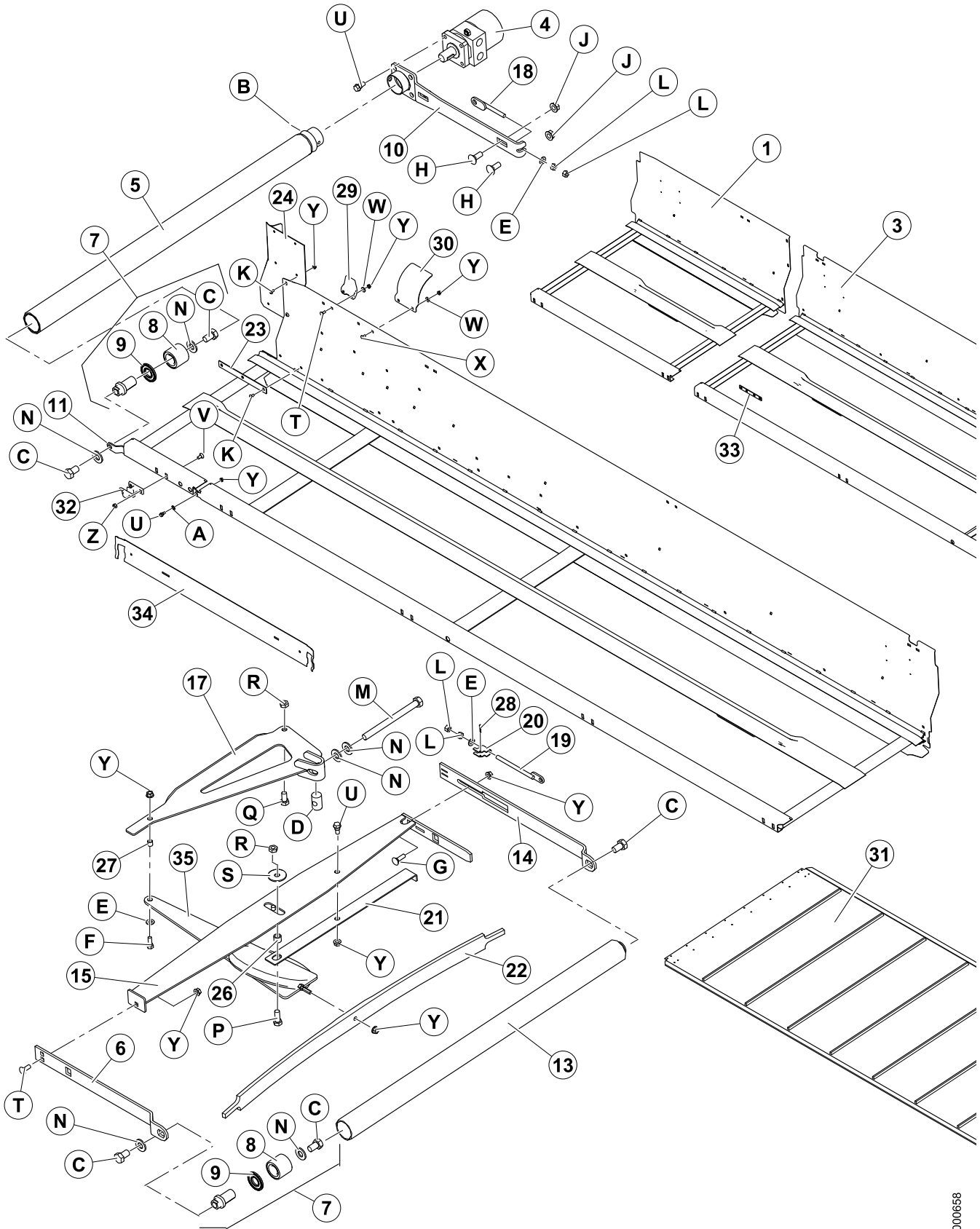


DRAPER CARRIER DECK AND TENSIONER

Ref	Part Number	Description	Qty	Serial Number
1	125421	DECK WELDT OUTER - 40FT RH FLEX SPLIT	1	
	125602	DECK WELDT OUTER - 45FT LH	1	
	125607	DECK WELDT OUTER - 45FT RH	1	
2	123950	DECK WELDT - 30FT LH C/W DECAL (PARTS ONLY)	1	
	123952	DECK WELDT - 35FT LH FLEX C/W DECAL (PARTS ONLY)	1	
	123954	DECK WELDT - 40FT LH FLEX C/W DECAL (PARTS ONLY)	1	
	123957	DECK WELDT - 45FT LH FLEX C/W DECAL (PARTS ONLY)	1	
3	123951	DECK WELDT - 30FT RH FLEX C/W DECAL (PARTS ONLY)	1	
	123953	DECK WELDT - 35FT RH FLEX C/W DECAL (PARTS ONLY)	1	
	123955	DECK WELDT - 40FT RH FLEX C/W DECAL (PARTS ONLY)	1	
	123956	DECK WELDT - 40 FT RH FLEX SPLIT/45FT RH FLEX C/W DECAL (PARTS ONLY)	1	
4	125564	MOTOR - HYD PARKER 2.44 CI	2	
	220672	SEAL KIT		
5	174694	DRIVE ROLLER ASSY (PARTS ONLY)	2	
6	145106	ARM - ROLLER SUPPORT	2	Note ¹⁹
	165735	PIN ASSY-DRAPER ROLLER	6	
8	132607		6	
9	120845	SEAL - NILOS LSTO STEEL DISK	6	
10	174097	ARM WELDT	2	
11	145148	ARM - LH ROLLER SUPPORT	1	
	120058	ARM - RH ROLLER SUPPORT	1	
13	174714	IDLER ROLLER ASSY (PARTS ONLY)	2	
14	145122	ARM SUPPORT REAR	2	
15	220183	MEMBER-LH STABILIZER WELDT	1	
	220184	MEMBER-RH STABILIZER WELDT	1	
17	220181	BELL CRANK WELDT	2	
18	145593	ROD-ADJUSTER WELDT	2	
19	145345	ROD - ADJUSTER WELDT	2	
20	145357	LOOP - IDLER ARM	2	
21	145428	INDICATOR	2	
22	145548	LEAF SPRING - TENSIONER	2	
23	220015	BAR WELDT	2	

19. Quantity is 2 for 45FT FLEX

DRAPER CARRIER DECK AND TENSIONER



1000658

DRAPER CARRIER DECK AND TENSIONER

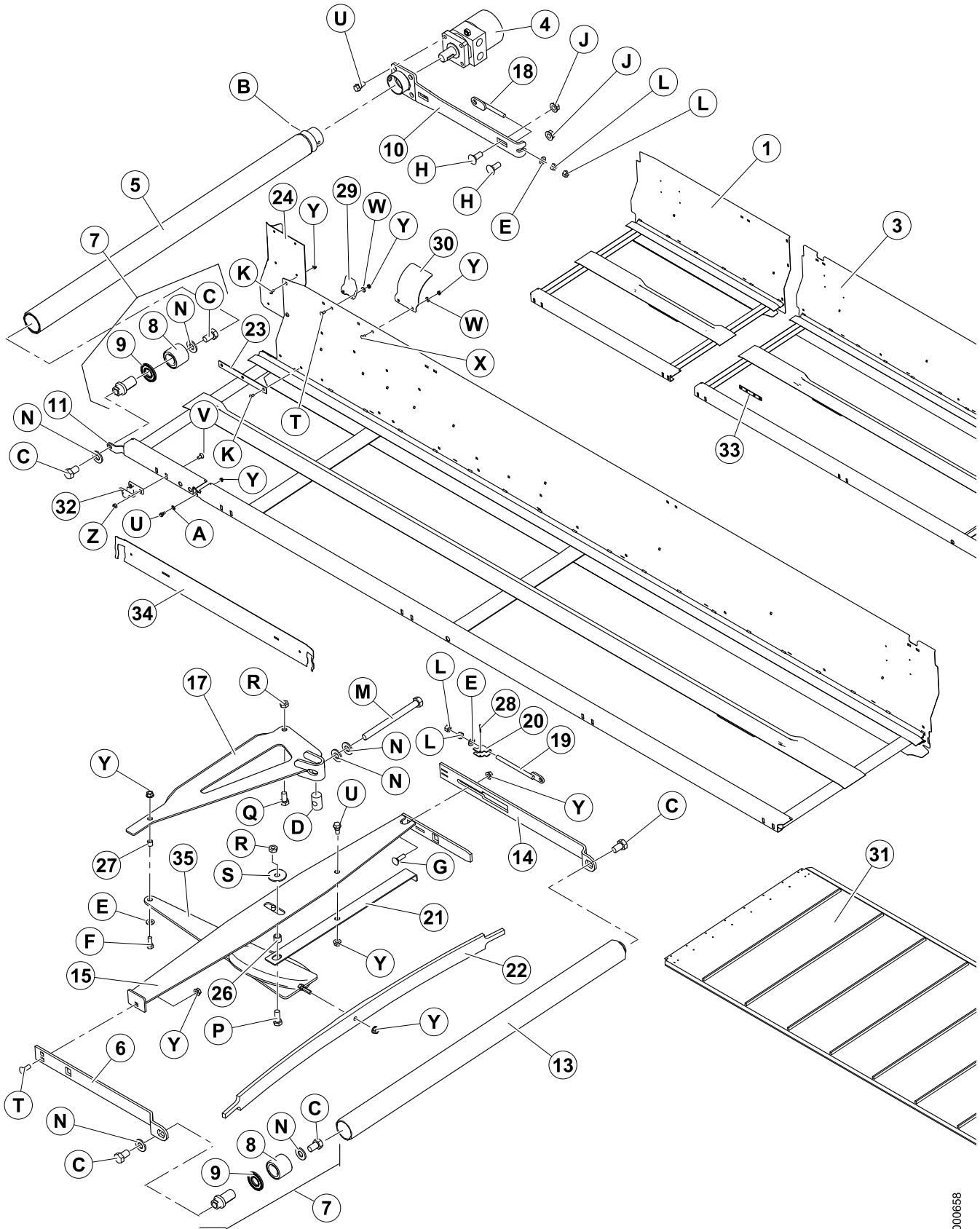
24	125588	EXTENSION LH - BACKSHEET	1	
	125589	EXTENSION RH - BACKSHEET	1	
26	132531	SPACER	2	
27	132532	SPACER	2	
28	18604	PIN-COTTER 3/32 DIA X 3/4 ZP	2	Note ²⁰
29	145840	GUIDE-BACKSHEET	4	
30	125294	SHIELD - FLEX BACKTUBE JUNCTION	2	
31	172195	DRAPER-30FT LEGG	2	
	172196	DRAPER-35FT LEGG	2	
	220639	DRAPER-40FT WCCO	2	
	220640	DRAPER-45FT WCCO	2	Note ²¹
32	120009	SUPPORT - DECK [CASTING]	8	Note ²²
33	132692	BAR - WELDT (for 40FT FLEX SPLIT and 45FT FLEX only)	1	
34	220387	SUPPORT - LOWER DRAPER TRACK 30FT FLEX	2	
	220384	SUPPORT - LOWER DRAPER TRACK 35FT FLEX	2	
	220264	SUPPORT - LOWER DRAPER TRACK 40FT FLEX-35FT RG	2	
	220262	SUPPORT - LOWER DRAPER TRACK 45FT FLEX	2	
35	120462	MEMBER-COMPRESSION WELDT	2	

20. Quantity is 3 for 40FT FLEX SPLIT and 2 for 45FT FLEX

21. Quantity is 10 for 40FT and 12 for 45FT.

22. Quantity is 2 for 45FT FLEX.

DRAPER CARRIER DECK AND TENSIONER



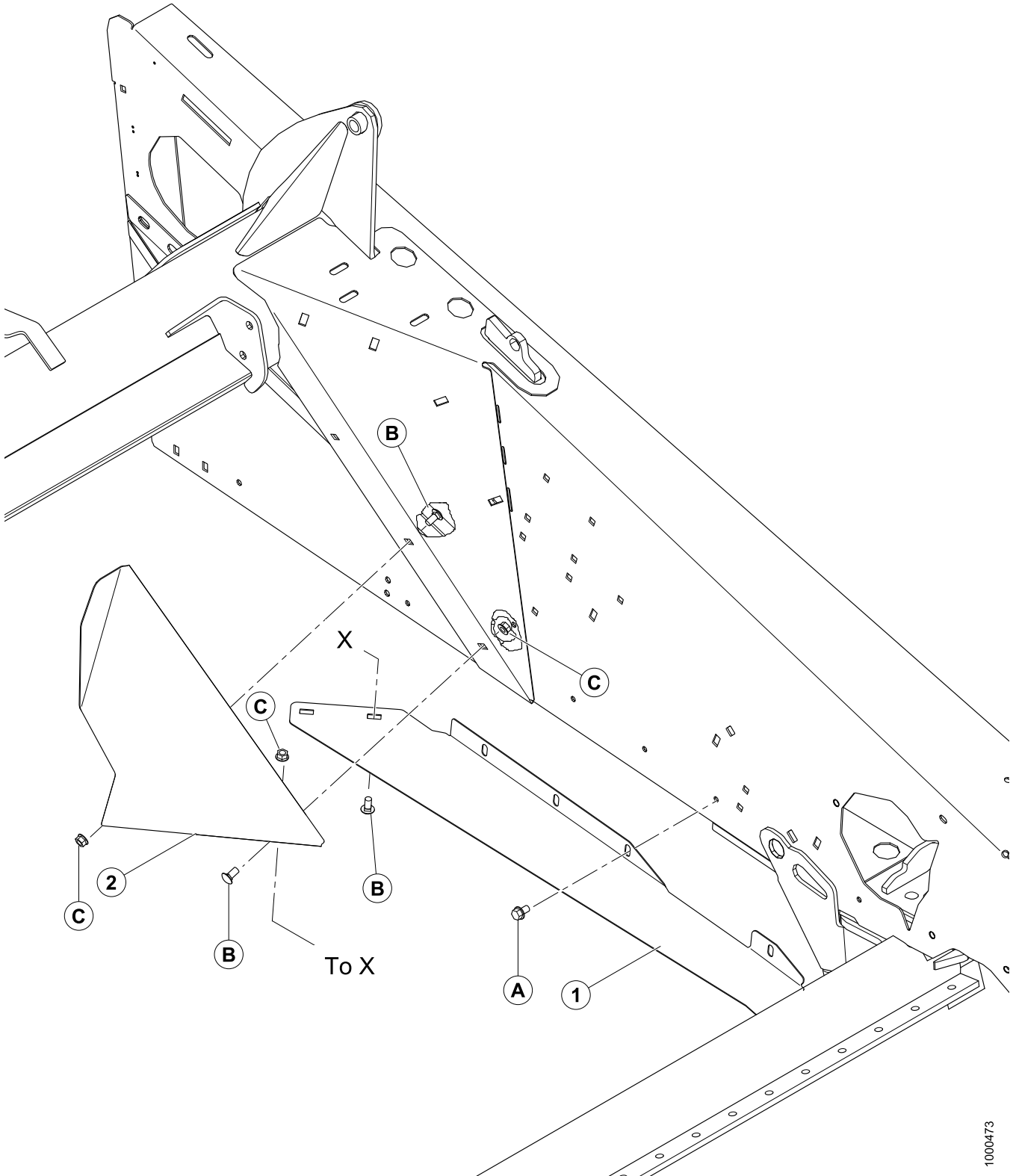
1000658

DRAPER CARRIER DECK AND TENSIONER

Ref	Part Number	Description	Qty	Serial Number
A	184593	WASHER-FLAT		
B	132451	SCREW-SET HEX SOC CUP PT 3/8 NC X 3/8 LG		
C	145249	BOLT - HH 5/8 NF X 1.0 LG GR5 ZP		
D	145361	NUT-SPECIAL		
E	18598	WASHER - SAE FLAT 13/32 ID X 13/16 IN OD ZP		
F	20077	BOLT - HEX HD 3/8 NC X 1.0 LG GR 5 ZP		
G	19966	BOLT - RHSN 3/8 NC X 1.25 LG GR 5 ZP		
H	21471	BOLT - RHSN 1/2 NC X 1.25 GR 5 ZP		
J	50186	NUT - FLANGE LOCK SM FACE DT 0.500-13UNC GR5		
K	135157	SCREW - MACHINE		
L	18590	NUT - HEX 3/8 - 16 UNC GR 5 ZP		
M	135906	BOLT-HH 5/8 NC X 7.5 LG TFL GR 5 ZP		
N	30441	WASHER - HARDENED		
P	21491	BOLT - HH 1/2 NC X 1.25 LG GR 5 ZP		
Q	21575	BOLT - HH 1/2 NC X 1.0 LG GR 5 ZP		
R	137727	NUT- HEX JAM - DIST THD. 1/2-13 UNC GR 5 ZP		
S	42592	WASHER - FLAT		
T	19965	BOLT - RHSN 3/8 NC X 1.0 GR 5 ZP		
U	172259	BOLT - SHOULDER .375-16UNC		
V	21066	BOLT - RHSN 1/2 NC X 1 GR 5 ZP		
W	20535	WASHER - FLAT		
X	21863	BOLT-RHSSN 3/8 NC X 0.75 LG GR 5 ZP		
Y	30228	NUT - FLANGE DT SMOOTH FACE 0.375-16UNC		
Z	18697	NUT - HEX LOCK DT .500-13 UNC		

DRAPER DEFLECTORS

14 Draper Deflectors

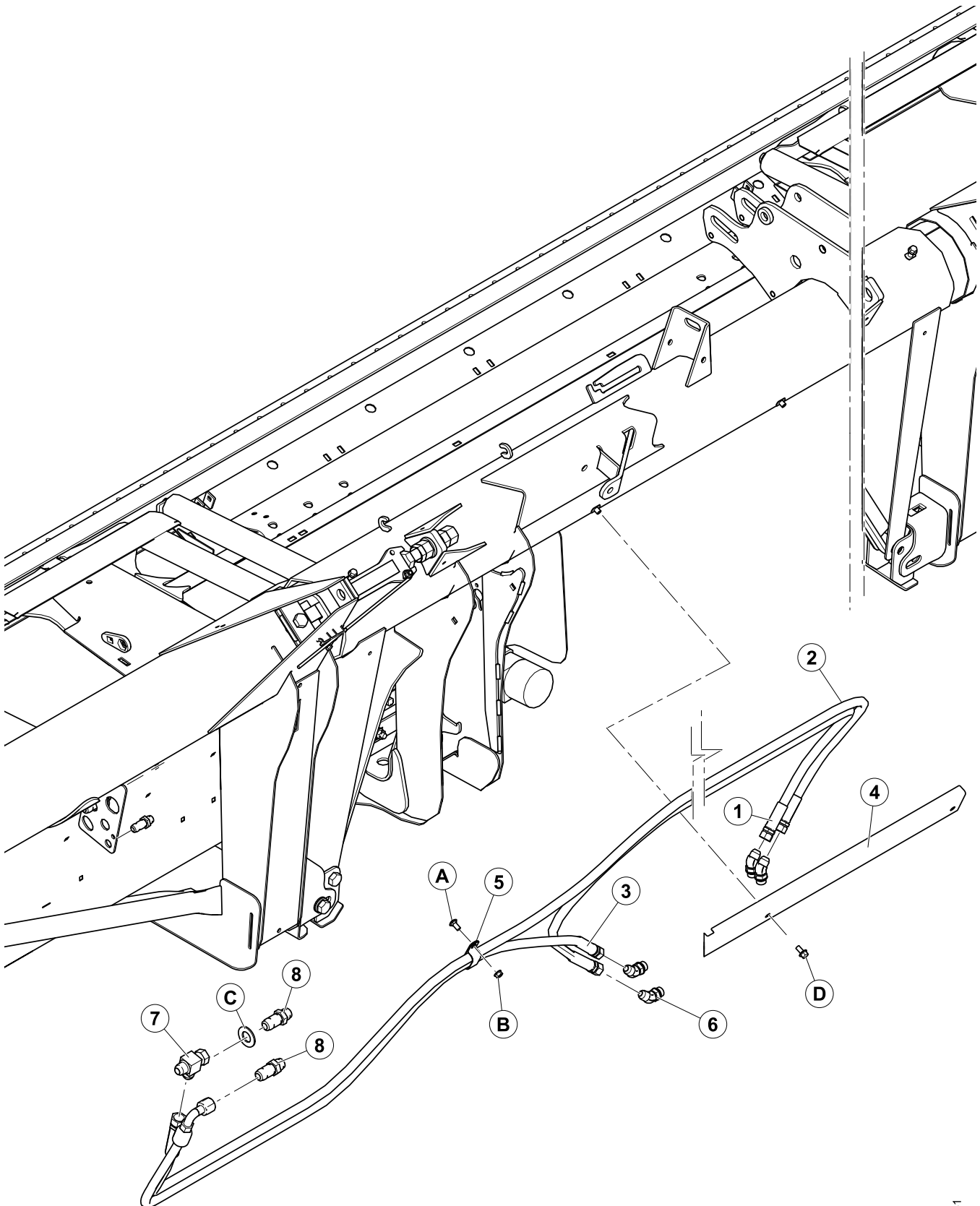


DRAPER DEFLECTORS

Ref	Part Number	Description	Qty	Serial Number
1	125546	DEFLECTOR ANGLE, LH	1	
	125547	DEFLECTOR ANGLE, RH	1	
2	125741	DEFLECTOR, LH	1	
	125742	DEFLECTOR, RH	1	
A	101898	SCREW - HEX WASH HD THD ROLLING 3/8 NC X 5/8		
B	21863	BOLT-RHSSN 3/8 NC X 0.75 LG GR 5 ZP		
C	30228	NUT - FLANGE DT SMOOTH FACE 0.375-16UNC		

DRAPER DRIVE – MANUAL DECK SHIFT

15 Draper Drive – Manual Deck Shift

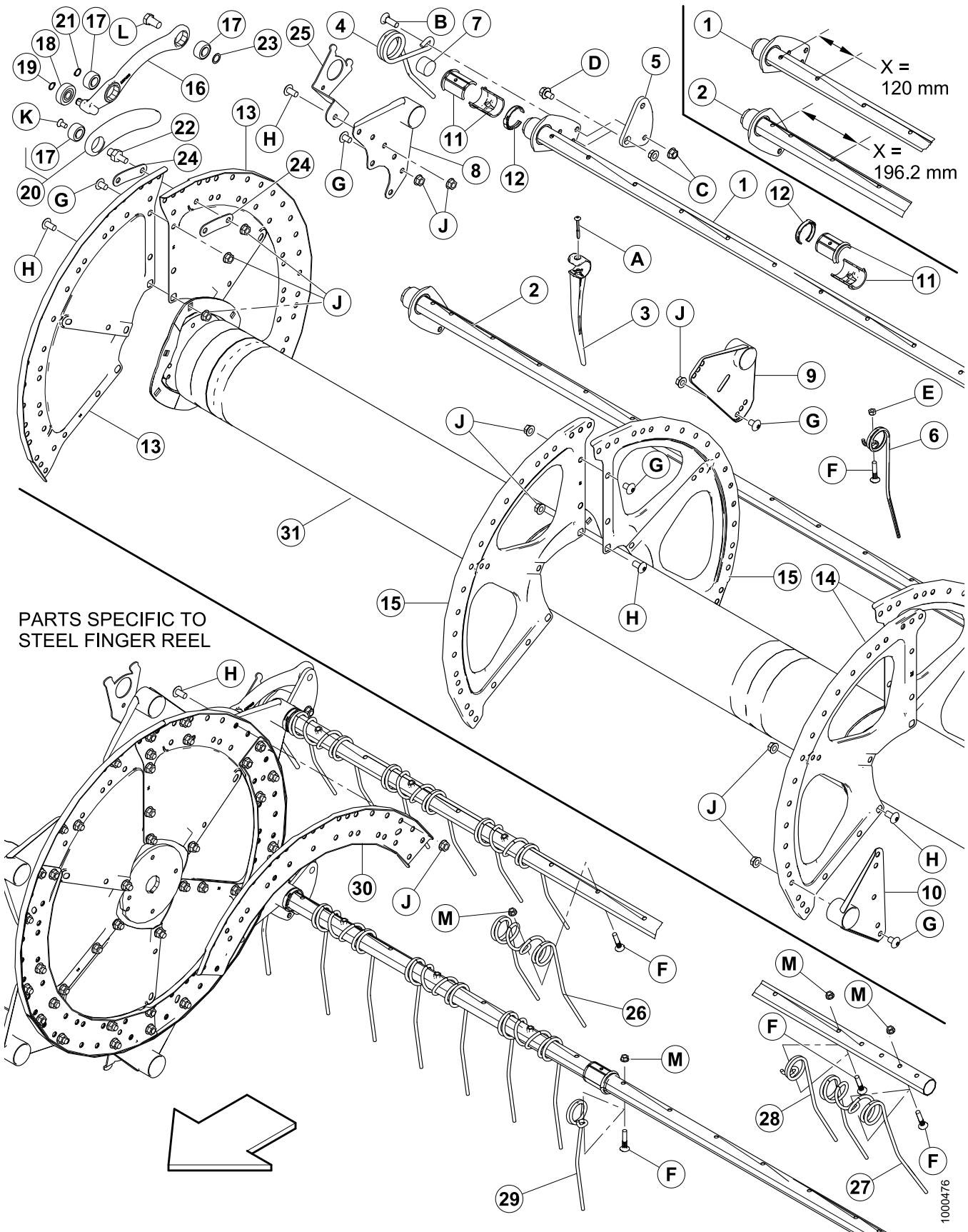


DRAPER DRIVE – MANUAL DECK SHIFT

Ref	Part Number	Description	Qty	Serial Number
1	132867	HOSE-HYD	1	
2	220605	HOSE-HYD	1	
3	220606	HOSE-HYD	1	
4	220583	HOLDER-HOSES	1	
5	50022	CLAMP - INSULATED 15/16 INCH	3	
6	50103	FITTING - ELBOW 45° HYD CW O - RING	4	
7	50086	FITTING - TEE		
8	135372	FTG - 3/4 " HYD BULKHEAD 37 DEG. FLARE UNION		
A	21863	BOLT-RHSSN 3/8 NC X 0.75 LG GR 5 ZP		
B	30228	NUT - FLANGE DT SMOOTH FACE 0.375-16UNC		
C	18603	WASHER - SAE FLAT 1 1/16 ID X 2.0 IN OD ZP		
D	21821	BOLT - HH FLG (SERR FACE) 3/8 NC X 0.75 GR 5 ZP		

PICK UP REEL – DOUBLE REEL HEADERS (30', 35', 40, 45')

16 Pick up Reel – Double Reel Headers (30', 35', 40, 45')



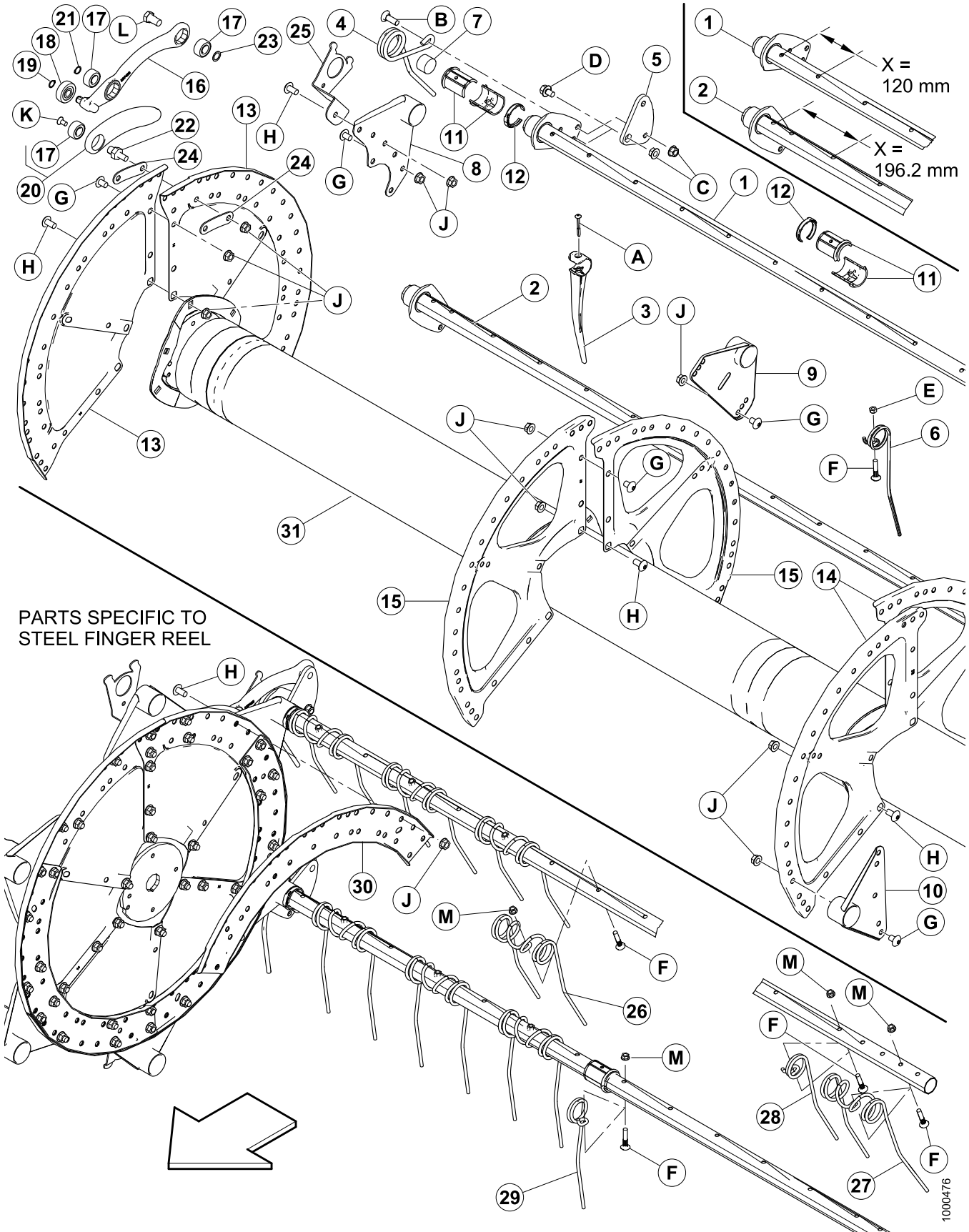
PARTS SPECIFIC TO
STEEL FINGER REEL

PICK UP REEL – DOUBLE REEL HEADERS (30', 35', 40, 45')

Ref	Part Number	Description	Qty 5 / 6 Bat	Serial Number
1	137415	TINE TUBE - NARROW STAGGER - 30' HEADER	6	
	137570	TINE TUBE - NARROW STAGGER - 35' HEADER	6	
	137568	TINE TUBE - NARROW STAGGER - 40' HEADER	6	
	137948	TINE TUBE - NARROW STAGGER - 45' HEADER	6	
2	137416	TINE TUBE - WIDE STAGGER - 30' HEADER	4 / 6	
	137571	TINE TUBE - WIDE STAGGER - 35' HEADER	4 / 6	
	137569	TINE TUBE - WIDE STAGGER - 40' HEADER	4	
	137949	TINE TUBE - WIDE STAGGER - 45' HEADER	4	
3	174849	FINGER - 10 PACK - PLASTIC HEAVY DUTY	See ²³	
	174850	FINGER - 100 PACK - PLASTIC HEAVY DUTY		
4	164895	FINGER - CAM END	10 / 12	
5	137285	ARM - CRANK MACHINING	10 / 12	
6	164894	FINGER - TAIL END	10 / 12	
7	137980	PLUG - TINE TUBE	20 / 24	
8	137506	ARM WELDT - CAM END	10 / 12	
9	137535	ARM WELDT	10 / 12	
10	137543	ARM WELDT TAIL END	10 / 12	
11	137539	TINE TUBE BUSHING HALF	60 / 72	
12	137983	CLAMP - TINE TUBE BUSHING - CENTER RIB	30 / 36	
13	137536	SECTOR - CAM END - 14 GA	6	
14	137142	SECTOR - TAIL END 16 GA	6	
15	137277	SECTOR - MID-SPAN - 18 GA	6	
16	137293	ARM - TINE CONTROL ASSEMBLY, incl. 17 (2), 18 & 19	10 / 12	
17	137294	BEARING	30 / 36	
18	50184	BEARING - CAM FOLLOWER	10 / 12	
19	30523	RING - EXT RETAINING	10 / 12	
20	137297	ARM - C/W BEARING, incl item 17	10 / 12	
21	137523	RING - EXT RETAINING	10 / 12	
22	137146	STUD - LINK	10 / 12	
23	137529	SHIM - CRANK BEARING	10 / 12	
24	220025	STRAP - LINK PIN 5 BAT	20 / 0	
25	REF	MOUNT - See 17 Reel End Shield Components, page 51		

23. 30' = 280 / 35' = 332 / 40' = 379 / 45' = 733

PICK UP REEL – DOUBLE REEL HEADERS (30', 35', 40', 45')



1000476

PICK UP REEL – DOUBLE REEL HEADERS (30', 35', 40, 45')

Ref	Part Number	Description	Qty 5 / 6 Bat	Serial Number
26	137092	FINGER - DOUBLE, STEEL	See 24	
27	137971	FINGER - DOUBLE, RH REEL TAIL END	See 25	
28	137519	FINGER - SINGLE, LH OFFSET	See 26	
29	137754	FINGER - SINGLE, RH OFFSET	See 27	
30	137532	CHANNEL - CAM DISC	0 / 6	
31	172955	CENTER TUBE WITH REFLECTORS 30FT LH	1	
	172956	CENTER TUBE WITH REFLECTORS 30FT RH	1	
	172957	CENTER TUBE WITH REFLECTORS 35FT LH	1	
	172958	CENTER TUBE WITH REFLECTORS 35FT RH	1	
	172959	CENTER TUBE WITH REFLECTORS 40FT LH	1	
	172960	CENTER TUBE WITH REFLECTORS 40FT RH	1	
	137968	CENTER TUBE WITH REFLECTORS 45FT LH	1	
	137969	CENTER TUBE WITH REFLECTORS 45FT RH	1	
A	137627	SCREW-SET, TORX, 48° DBL HELIX 1/4 x 2-1/4 ZP		
B	21469	BOLT - RHSN 1/2 NC X 1.5 LG GR 5 ZP		
C	21383	NUT - FLANGE .500-13UNC (SERR FACE)		
D	105066	BOLT - HH FLG (SERR FACE) 1/2 -NC X 0.75 GR 5 ZP		
E	18669	NUT - HEX LOCK DT 3/8-16 UNC ZP		
F	137118	BOLT - BTN HD RIB NK 3/8 NC WITH RETAINER		
G	105135	SCREW-MACHINE, TORX TRUSS HEAD, 1/2 x 0.75 IN LG, ZP		
H	105136	SCREW-MACHINE, TORX TRUSS HEAD, 1/2 x 1.0 IN LG, ZP		
J	50186	NUT - FLANGE LOCK SM FACE DT 0.500-13UNC GR5		
K	113420	BOLT - CSK TORX 3/8 NC X 3/4 LG		
L	105141	BOLT-SHOULDER, 5/8 - 18 UNF, 30 mm LG, ZP, GR 5, MOD.		
M	30228	NUT - FLANGE DT SMOOTH FACE 0.375-16UNC		

24. 30' = 162 / 35' = 186

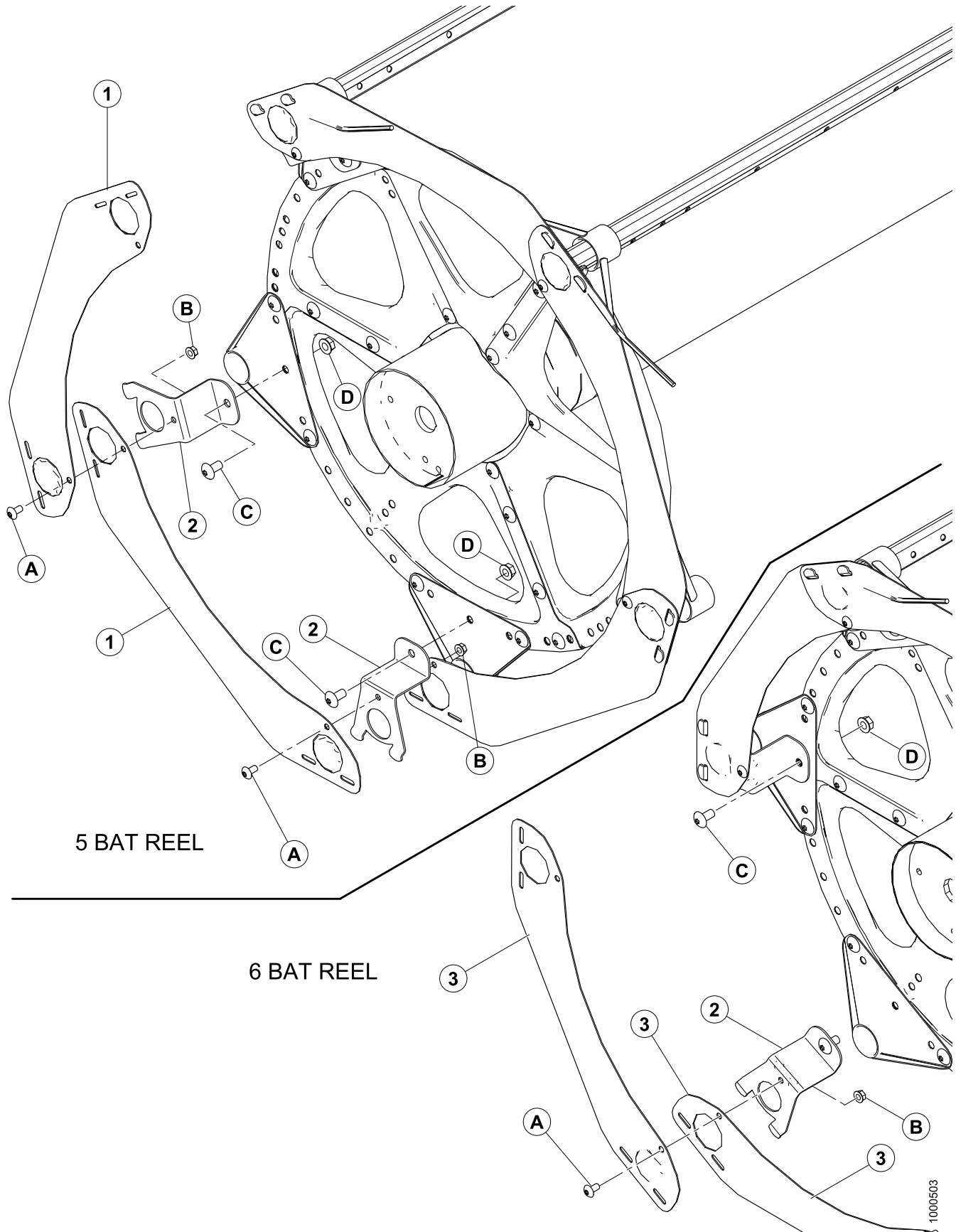
25. 30' = 3 / 35' = 3

26. 30' = 6 / 35' = 3

27. 30' = 6 / 35' = 3

REEL END SHIELD COMPONENTS

17 Reel End Shield Components

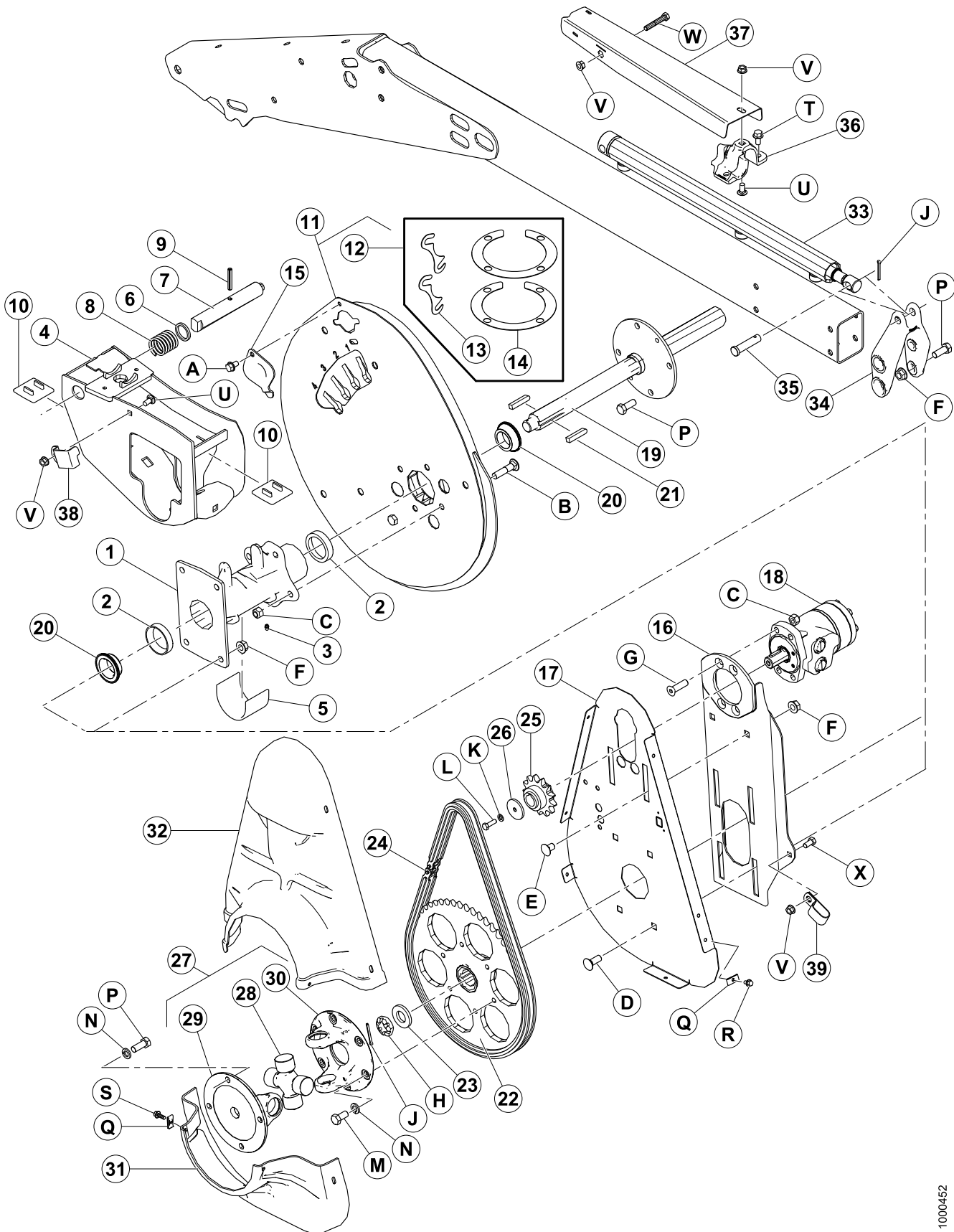


REEL END SHIELD COMPONENTS

Ref	Part Number	Description	Qty 5 / 6 Bat	Serial Number
1	164754	ENDSHIELD - 5 BAT SEGMENTED 5 SERIES	20	
2	164958	SUPPORT - ENDSHIELD REEL	20 / 24	
2	164965	ENDSHIELD - 6 BAT SEGMENTED 5 SERIES	24	
A	135157	SCREW - MACHINE, TORX TRUSS HD 3/8 X .75 IN.		
B	30228	NUT - FLANGE DT SMOOTH FACE 0.375-16UNC		
C	105136	SCREW - MACHINE, TORX TRUSS HD 1/2 X 1.0 IN.		
D	50186	NUT - FLANGE LOCK SM FACE DT 0.500-13UNC GR5		

REEL DRIVE & FORE-AFT COMPONENTS: CENTER ARM

18 Reel Drive & Fore-Aft Components: Center Arm



REEL DRIVE & FORE-AFT COMPONENTS: CENTER ARM

Ref	Part Number	Description	Qty	Serial Number
1	164817	REEL DRIVE HUB C/W BEARING CUPS, incl. item 2 & 3	1	
2	164214	BEARING - CUP	2	
3	18671	FTG - LUBE 1/4 - 28 UNF	1	
4	164900	SUPPORT- CENTER ARM REEL DRIVE WELDMENT	1	
5	137315	SLEEVE	1	
6	137369	WASHER CAM LATCH	1	
7	164815	PIN-CAM LATCH	1	
8	137221	SPRING-COMPRESSION	1	
9	16681	PIN-SPRING 5/16 DIA X 2.0 LG	1	
10	137626	PAD - REEL DRIVE WEAR	2	
11	164615	CAM KIT - includes item 12	1	
12	164570	KIT - CAM SHIM, includes 2 each of items 13 & 14	AR	
13	164061	SHIM - HUB TO CAM	AR	
14	137753	SHIM RING - 4 BOLT FLANGE	AR	
15	137476	COVER - CAM BEARING ACCESS	1	
16	164750	MOTOR MOUNT WELDT	1	
17	137352	SUPPORT-REEL DRIVE BACK PLATE	1	
18	164072	MOTOR - HYDRAULIC - STANDARD TORQUE	1	See ²⁸
	164143	SEAL KIT — STANDARD TORQUE MOTOR		
	143088	MOTOR- HYDRAULIC- 15.9 CU.IN. - HIGH TORQUE	1	See ²⁹
	47277	SEAL KIT — HIGH TORQUE MOTOR		
19	137291	REEL DRIVESHAFT WELDMENT	1	
20	164213	BEARING - CONE C/W SEAL	2	
21	137721	KEY - REEL DRIVE SHAFT	2	
22	137347	SPROCKET - MACHINING 56 TOOTH - RC 60	1	
23	31774	WASHER - FLAT	1	
24	137515	CHAIN - RC-60, 76 PITCHES RIVETED - ENDLESS	1	
25	164126	SPROCKET RC 60 13 TOOTH (for standard torque)	1	See ³⁰
	137354	SPROCKET RC 60 19 TOOTH (for high torque)	1	See ³¹
	220086	SPROCKET RC 60 19 T (for standard torque, high speed)	1	See ³²

28. Use with plastic finger reels.

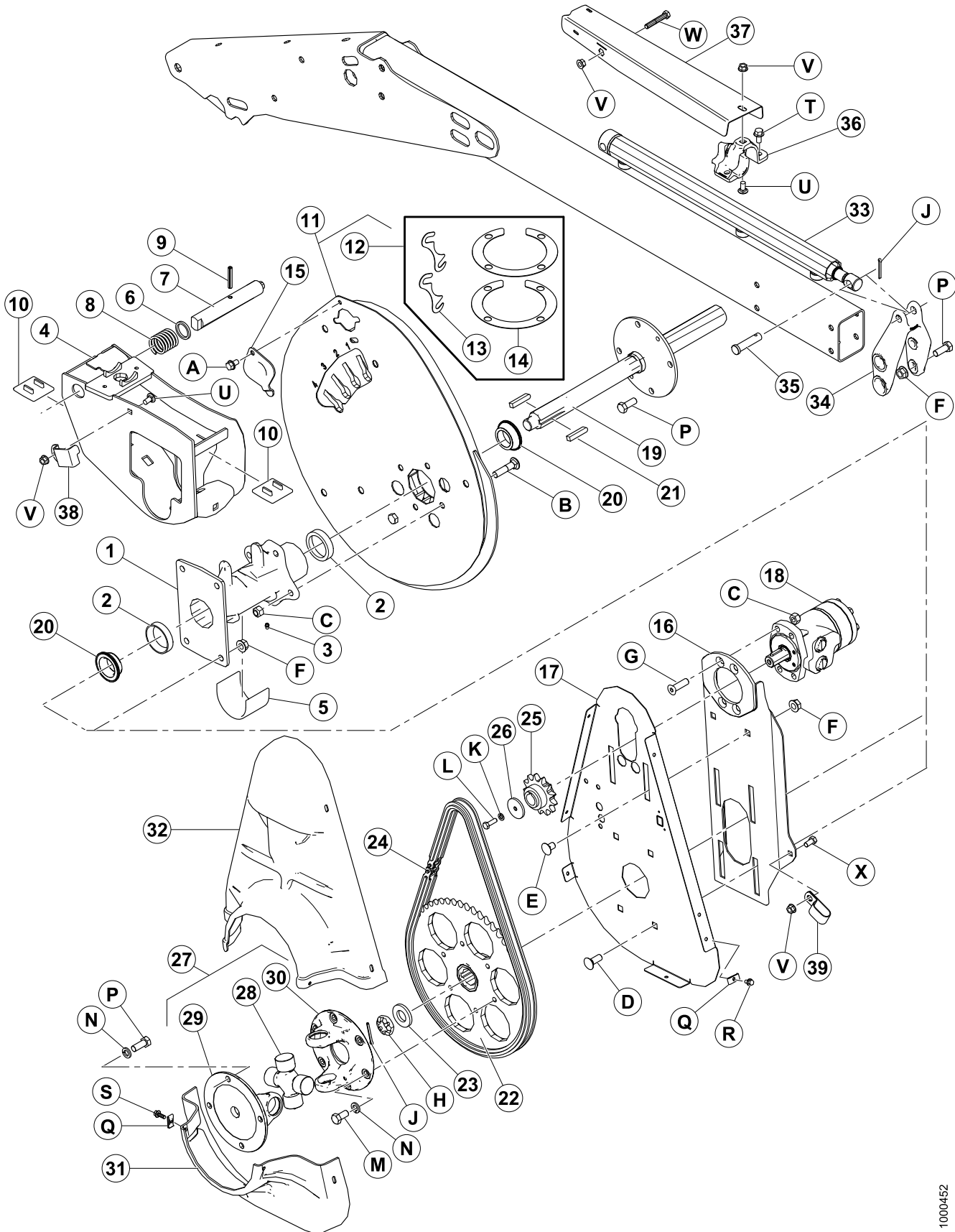
29. Use with steel finger reels (rice).

30. Use with plastic finger reels.

31. Use with steel finger reels (rice).

32. Export units.

REEL DRIVE & FORE-AFT COMPONENTS: CENTER ARM

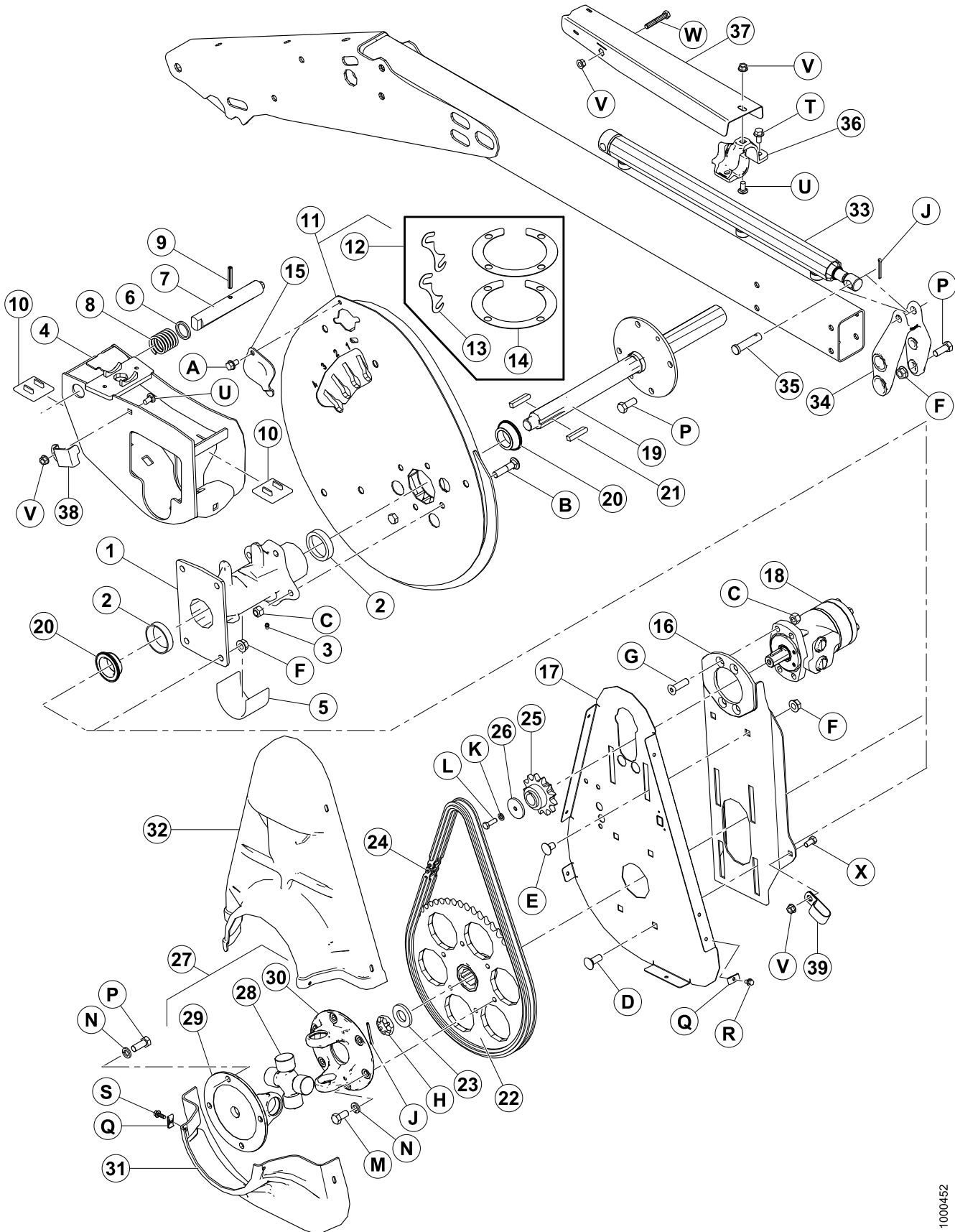


1000452

REEL DRIVE & FORE-AFT COMPONENTS: CENTER ARM

Ref	Part Number	Description	Qty	Serial Number
26	164138	WASHER (low torque only)	1	
27	137691	REEL DRIVE U JOINT - includes items 28, 29, 30	1	
28	137825	CROSS JOURNAL ASSEMBLY	1	
29	137826	YOKE - FLANGE, 4 BOLT	1	
30	137827	YOKE - FLANGE, 6 BOLT	1	
31	164948	SHIELD - REEL DRIVE LOWER HALF	1	
32	164947	SHIELD - REEL DRIVE TOP HALF	1	
33	164933	CYLINDER - FORE AFT	1	
	113435	SEAL KIT		
34	164885	CASTING- FORE AFT CENTER ARM	1	
35	18725	PIN - CLEVIS	1	
36	164855	CASTING - CLAMP FORE AFT CYLINDER	1	
37	164986	SHIELD - FORE AFT HOSES DUAL REEL DRIVE	1	
38	164858	RETAINER - HOSE	1	
39	103738	CLAMP-PVC INSULATED 13/16 " TUBE SIZE	1	
A	101898	SCREW - HEX WASH HD THD ROLLING 3/8 NC X 5/8		
B	30027	BOLT - RHSN 1/2 NC X 2.25 LG GR 5 ZP		
C	18697	NUT - HEX LOCK DT .500-13UNC		
D	114233	BOLT- RHSSN 1/2 NC X 1.25 GR 5 ZP		
E	105069	BOLT - RHSSN 1/2 NC X 0.75 GR 5 ZP		
F	50186	NUT - FLG LOCK SM FACE DT 0.500-13UNC GR5		
G	137503	BOLT - CSK SOCK. 1/2 NC X 1.75 GR. 5 ZP		
H	137375	NUT- SLOTTED JAM 1.0 IN - 20 UNEF - ZN PL		
J	18607	PIN-COTTER 5/32 DIA X 1.5 ZP		
K	18636	WASHER - REG. LOCK 5/16 IN. NOM. ID ZP (low torque only)		
L	21087	BOLT - HEX HD 5/16 NC X 1.0 LG GR 5 ZP (low torque only)		
M	21575	BOLT - HH 1/2 NC X 1.0 LG GR 5 ZP		
N	18638	WASHER - REG. LOCK 1/2 IN. NOM. ID ZP		
P	21491	BOLT - HH 1/2 NC X 1.25 LG GR 5 ZP		
Q	137702	NUT - 1/4-20 SHEET METAL		
R	21968	BOLT - HH FLG (SERR FACE) 1/4 NC X 0.5 GR 5 ZP		
S	21456	BOLT - HH FLG (SERR FACE) 1/4 NC X 0.75 GR 5 ZP		
T	21821	BOLT - HH FLG (SERR FACE) 3/8 NC X 0.75 GR 5 ZP		
U	21863	BOLT - RHSSN 3/8 NC X 0.75 LG GR 5 ZP		

REEL DRIVE & FORE-AFT COMPONENTS: CENTER ARM



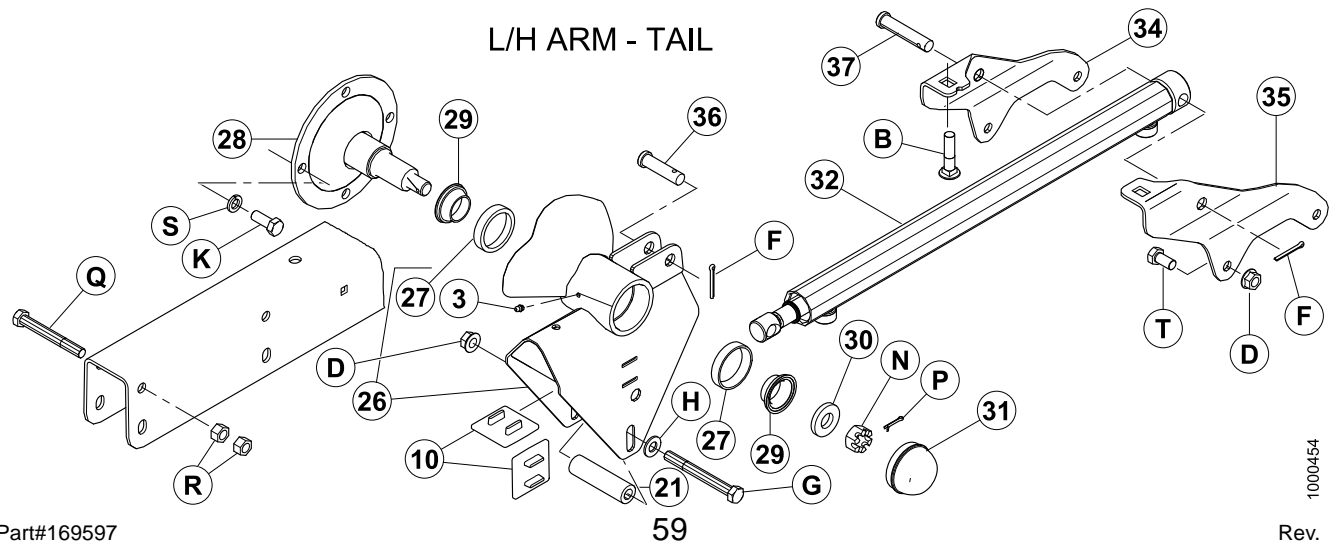
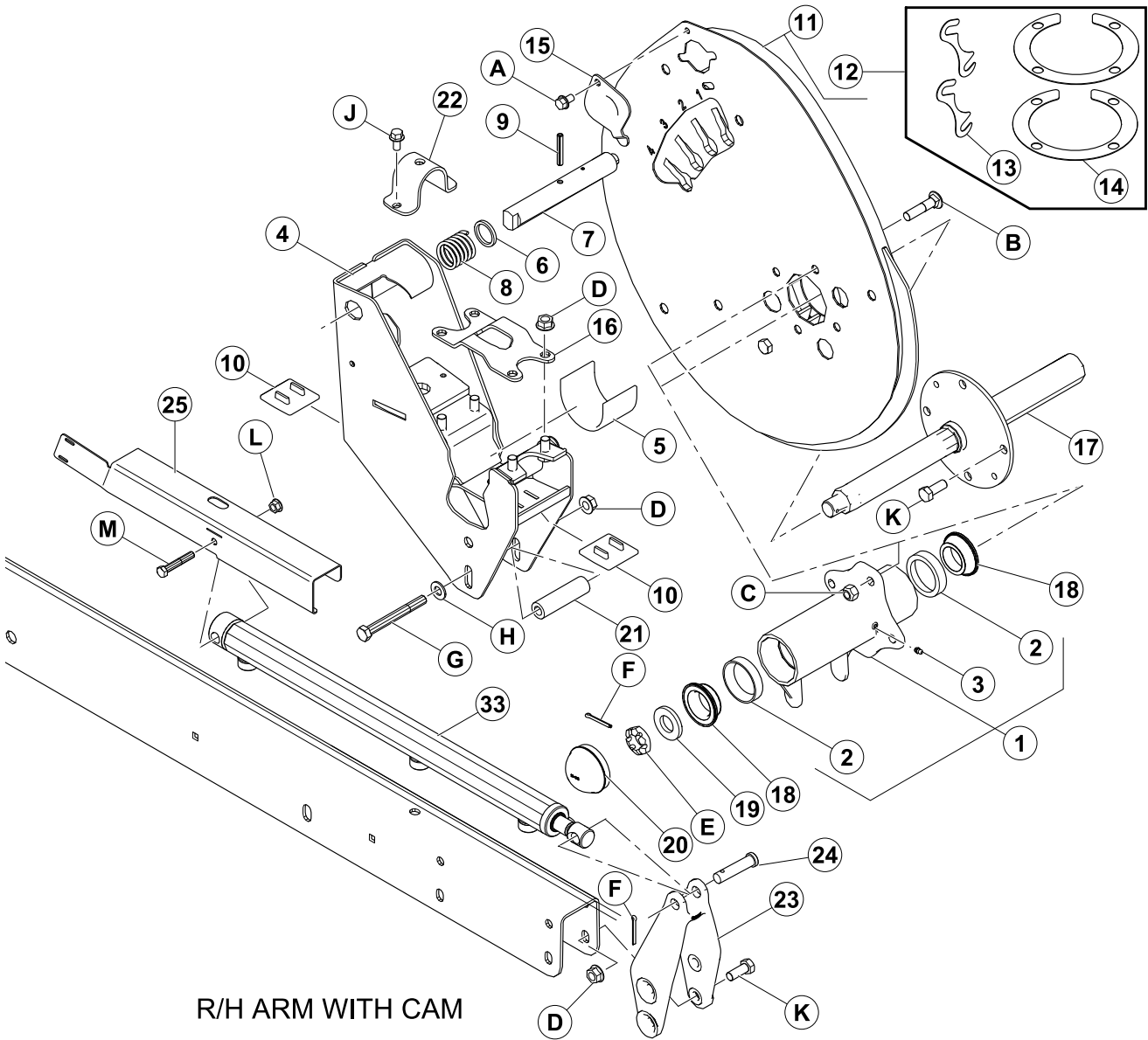
1000452

REEL DRIVE & FORE-AFT COMPONENTS: CENTER ARM

Ref	Part Number	Description	Qty	Serial Number
V	30228	NUT - FLG DT SMOOTH FACE 0.375-16UNC		
W	20055	BOLT - HH 3/8 NC X 2.25 LG GR 5 ZP		
X	21567	BOLT - HEX HD .375-16UNC X 0.75 LG		

REEL DRIVE & FORE-AFT COMPONENTS: OUTER ARMS

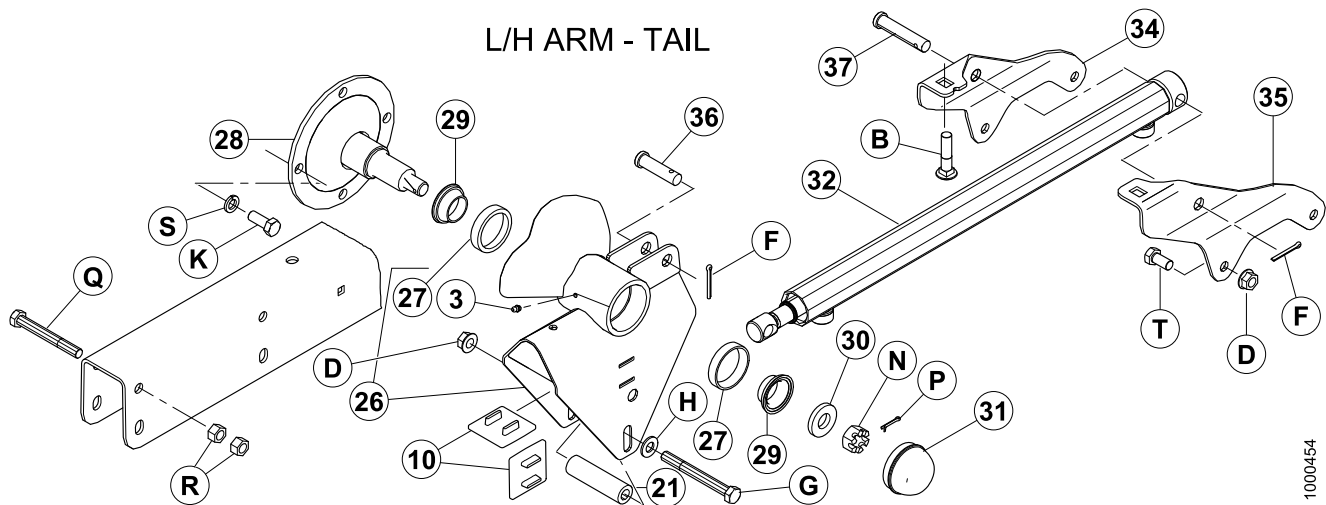
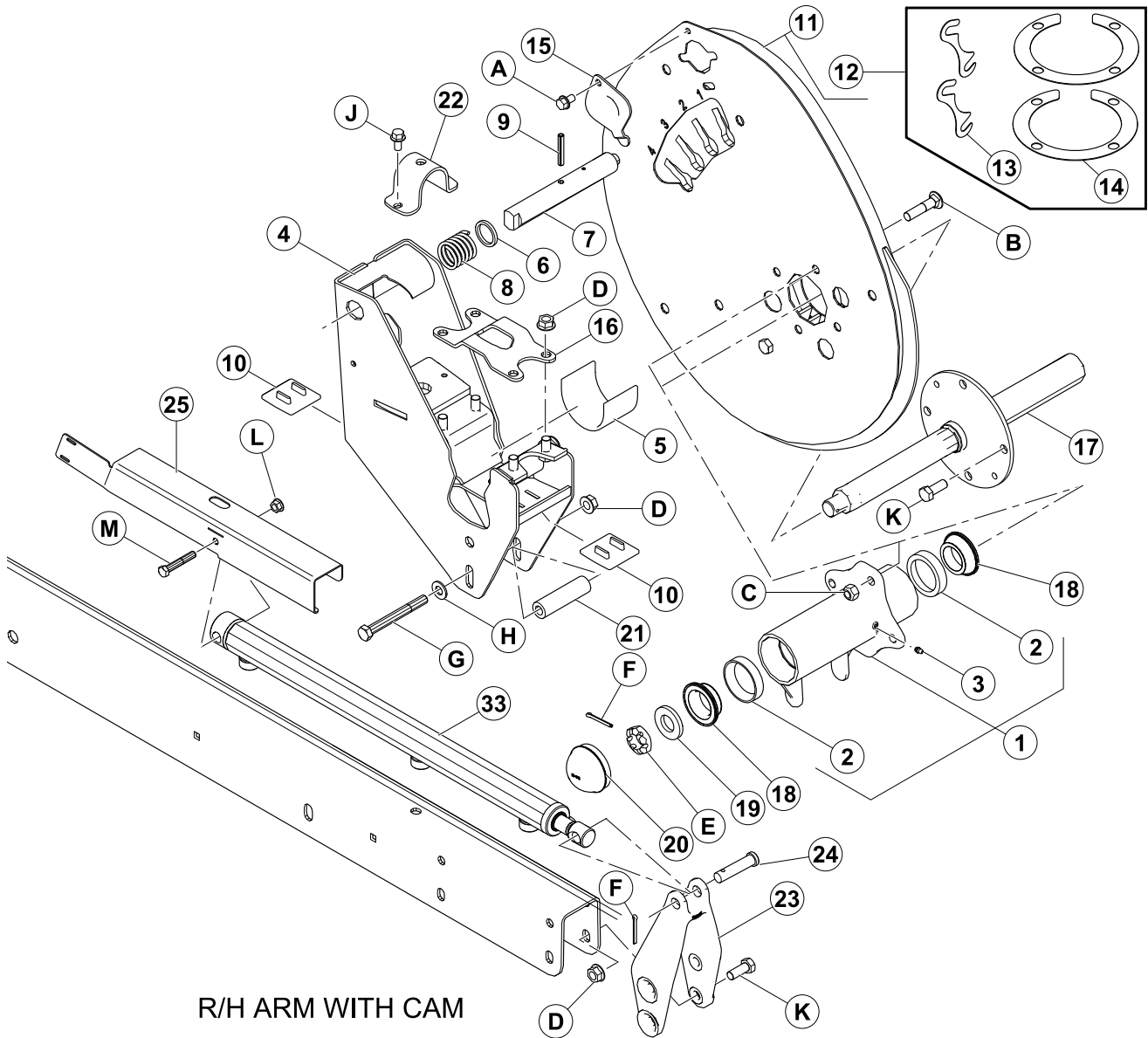
19 Reel Drive & Fore-Aft Components: Outer Arms



REEL DRIVE & FORE-AFT COMPONENTS: OUTER ARMS

Ref	Part Number	Description	Qty	Serial Number
1	164821	HUB - RH REEL C/W CUPS, incl. items 2 & 3	1	
2	164214	BEARING - CUP	2	
3	18671	FTG - LUBE 1/4 - 28 UNF	2	
4	164920	SUPPORT - RH CAM	1	
5	137315	SLEEVE	1	
6	137369	WASHER CAM LATCH	1	
7	137456	PIN-CAM LATCH	1	
8	137221	SPRING-COMPRESSION	1	
9	16681	PIN-SPRING 5/16 DIA X 2.0 LG	1	
10	137626	PAD - REEL DRIVE WEAR	6	
11	164615	CAM KIT - includes item 12	1	
12	164570	KIT - CAM SHIM, includes 2 each of items 13 & 14	AR	
13	164061	SHIM - HUB TO CAM	AR	
14	137753	SHIM RING - 4 BOLT FLANGE	AR	
15	137476	COVER - CAM BEARING ACCESS	1	
16	164953	CLAMP - DRIVE HUB	1	
17	137451	REEL DRIVE SHAFT WELDMENT RH REEL	1	
18	164213	BEARING - CONE C/W SEAL	2	
19	31774	WASHER - FLAT	1	
20	140250	CAP-DUST	1	
21	164945	SPACER	2	
22	164930	CLAMP - FORE AFT	1	
23	164887	CASTING - FORE AFT RH ARM	1	
24	18725	PIN - CLEVIS	1	
25	123627	SHIELD - RH DUAL	1	
26	164914	SUPPORT - TAIL C/W CUPS, incl. items 27 & 3	1	
27	164215	BEARING - CUP ROLLER	2	
28	137240	SHAFT WELDT - TAIL END	1	
29	164216	BEARING - CONE C/W SEAL	2	
30	16235	WASHER - FLAT	1	
31	30520	CAP - DUST	1	

REEL DRIVE & FORE-AFT COMPONENTS: OUTER ARMS



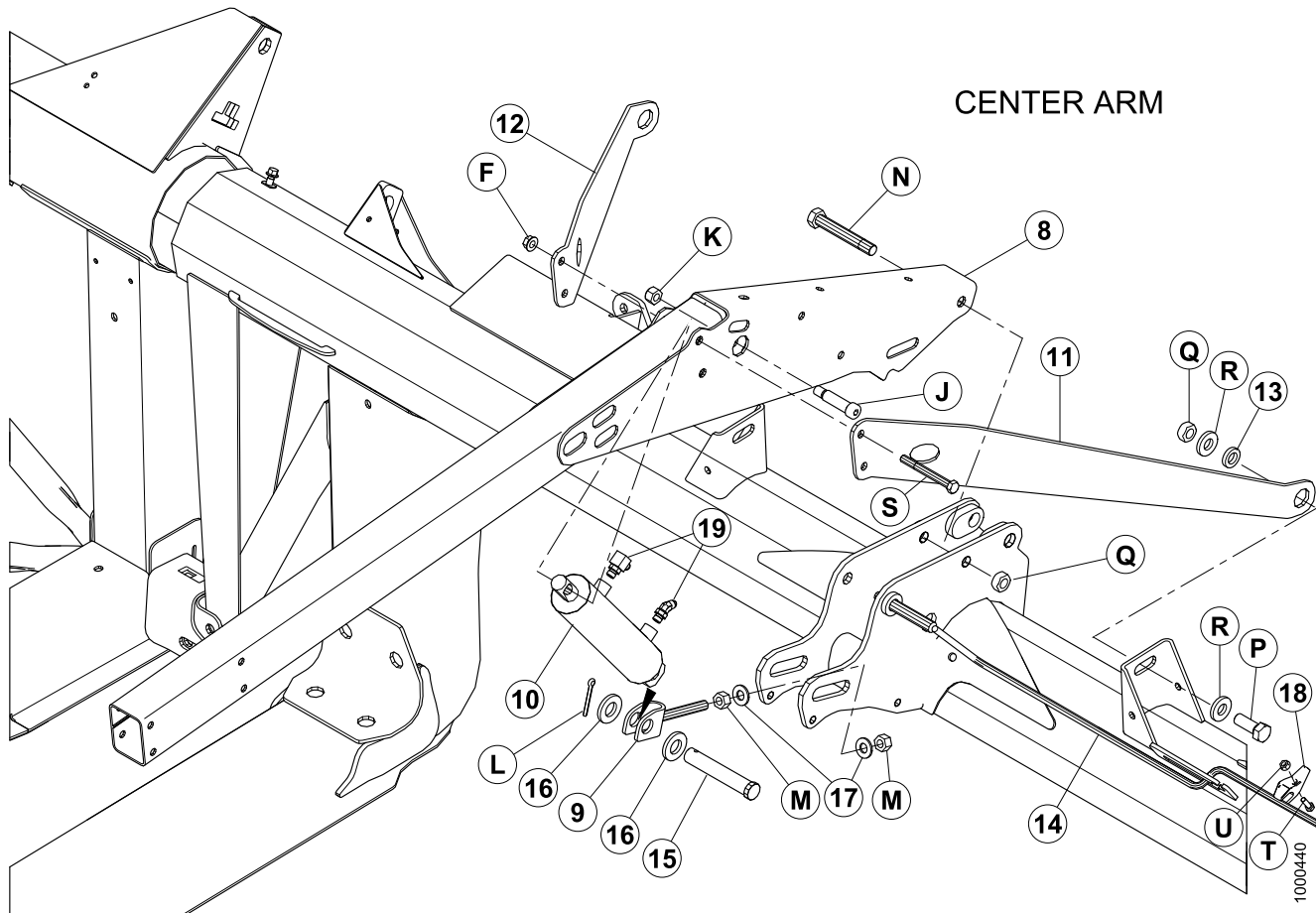
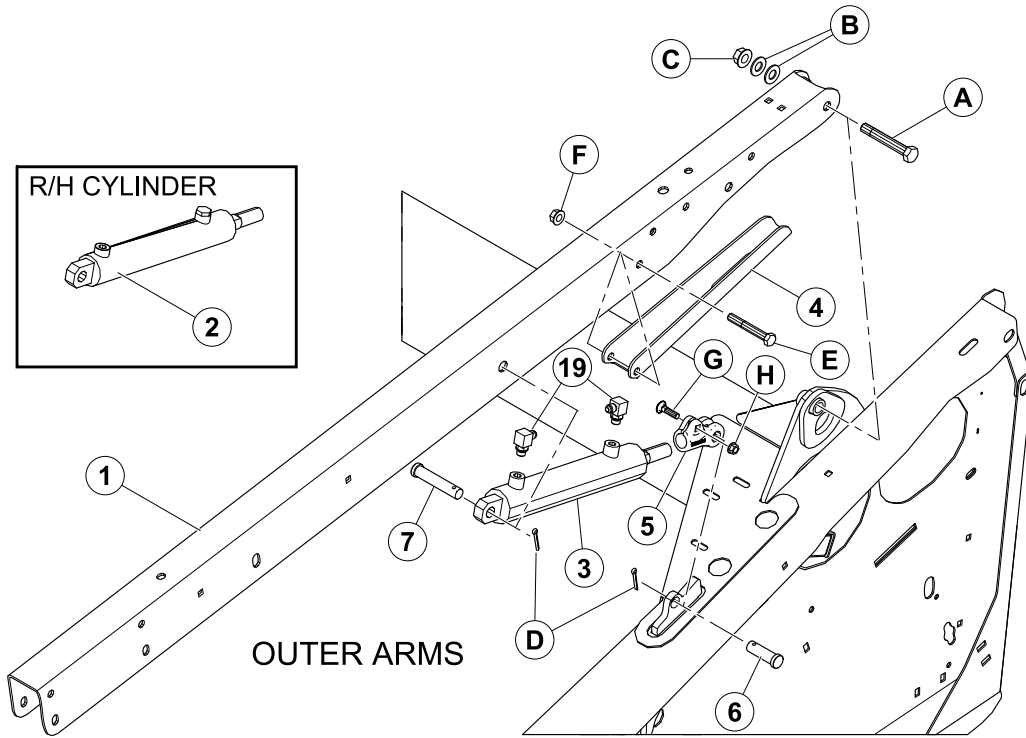
1000454

REEL DRIVE & FORE-AFT COMPONENTS: OUTER ARMS

Ref	Part Number	Description	Qty	Serial Number
32	164934	CYLINDER - FORE AFT - L/H ARM	1	
	113435	SEAL KIT		
33	164933	CYLINDER - FORE AFT	1	
	113435	SEAL KIT		
34	164780	SUPPORT - FORE/AFT LH ARM - INBOARD SIDE	1	
35	164781	SUPPORT - FORE/AFT LH ARM - OUTBOARD SIDE	1	
36	103879	PIN - CLEVIS	1	
37	18738	PIN - CLEVIS	1	
A	101898	SCREW - HEX WASH HD THD ROLLING 3/8 NC X 5/8		
B	30027	BOLT - RHSN 1/2 NC X 2.25 LG GR 5 ZP		
C	18697	NUT - HEX LOCK DT .500-13UNC		
D	50186	NUT - FLG LOCK SM FACE DT 0.500-13UNC GR5		
E	137375	NUT- SLOTTED JAM 1.0 IN - 20 UNEF - ZN PL		
F	18607	PIN-COTTER 5/32 DIA X 1.5 ZP		
G	30209	BOLT - HH 1/2 NC X 4.5 LG GR 5 ZP		
H	18599	WASHER - SAE FLAT 17/32 ID X 1 1/16 IN OD ZP		
J	21821	BOLT - HH FLG (SERR FACE) 3/8 NC X 0.75 GR 5 ZP		
K	21491	BOLT - HH 1/2 NC X 1.25 LG GR 5 ZP		
L	30228	NUT - FLG DT SMOOTH FACE 0.375-16UNC		
M	20055	BOLT - HH 3/8 NC X 2.25 LG GR 5 ZP		
N	5512	NUT - HEX SLOTTED .750-16UNF ZN PL		
P	18605	PIN-COTTER 1/8 DIA X 1 ZP		
Q	21589	BOLT - HH 1/2 NC X 4.0 LG GR 5 ZP		
R	18591	NUT - HEX 1/2 - 13 UNC GR 5 ZP		
S	18638	WASHER - REG. LOCK 1/2 IN. NOM. ID ZP		
T	21575	BOLT - HH 1/2 NC X 1.0 LG GR 5 ZP		

REEL SUPPORT ARMS & LIFT CYLINDERS

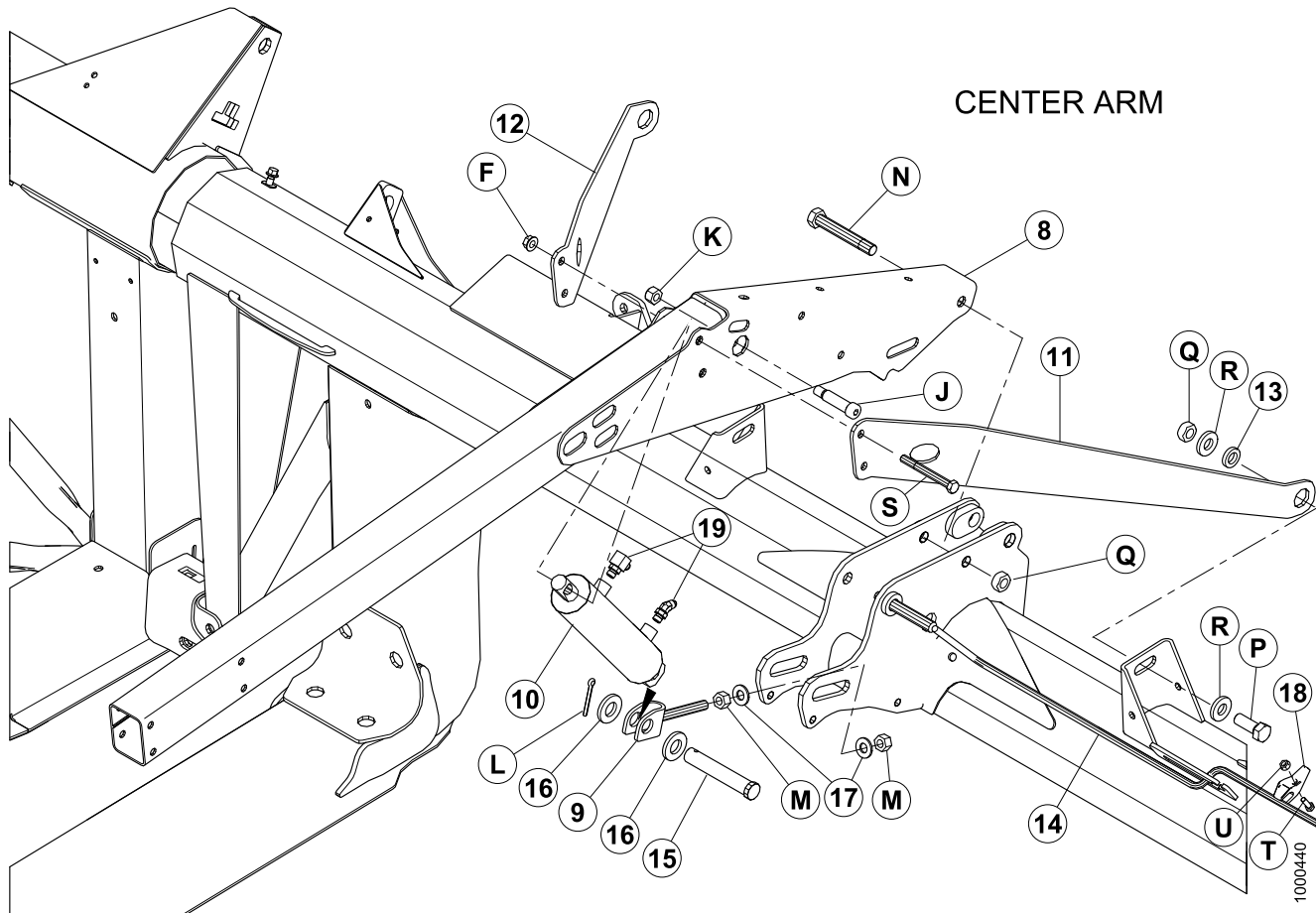
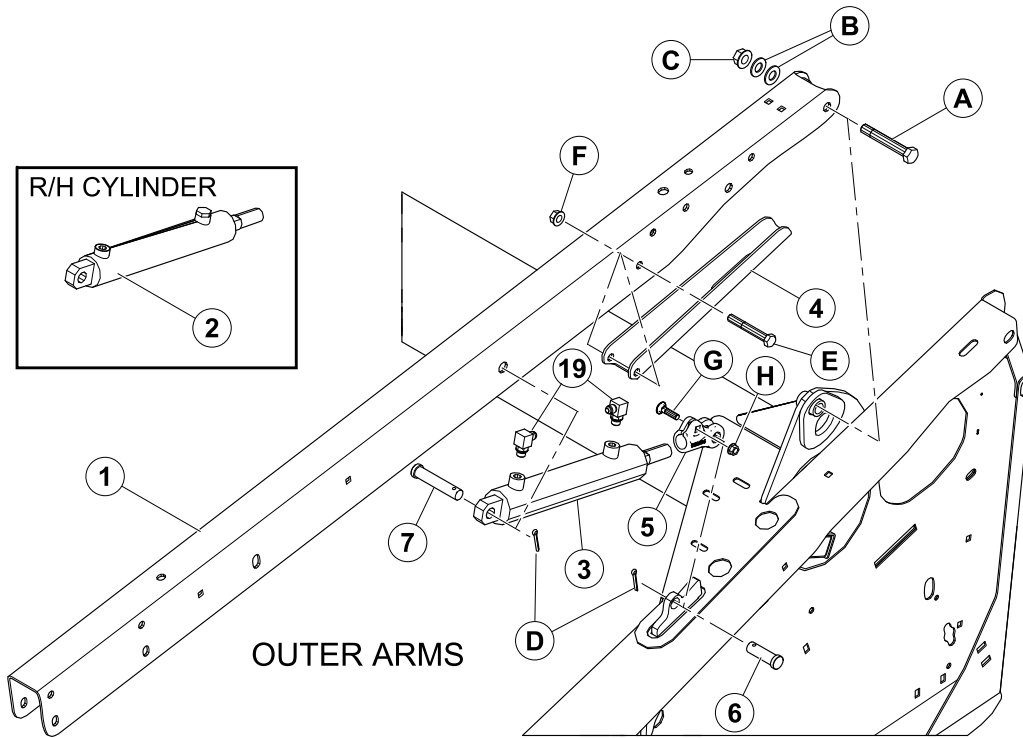
20 Reel Support Arms & Lift Cylinders



REEL SUPPORT ARMS & LIFT CYLINDERS

Ref	Part Number	Description	Qty	Serial Number
1	125241	ARM - OUTER	2	
2	145237	CYLINDER - HYD	1	
	132474	SEAL KIT		
3	145395	CYLINDER - HYD	1	
	132475	SEAL KIT		
4	125785	SUPPORT - REEL PROP	2	
5	172664	CLEVIS	2	
6	18626	PIN - CLEVIS	2	
7	20312	PIN - CLEVIS	2	
8	164773	ARM - CENTER	1	
9	145656	CLEVIS WELDT	1	
10	145386	CYLINDER - HYD	1	
	132476	SEAL KIT		
11	125435	BRACE-LH REEL ARM	1	
12	125433	BRACE-RH REEL ARM	1	
13	145461	SPACER-DIAGONAL BRACE	2	
14	125348	ROD-CENTER PROP WELDT FLEX	1	
15	49341	PIN-CLEVIS	1	
16	174858	WASHER - FLAT	2	
17	30441	WASHER - HARDENED	2	
18	165734	GUIDE - FLEX REEL PROP PLASTIC	1	
19	REF	FITTINGS - HYDRAULIC, See 21 Reel Hydraulics: Fittings & Clamps, page 67		
A	172922	BOLT - HH 5/8 NC X 4.125 LG GR 5 ZP		
B	18600	WASHER - SAE FLAT 21/32 ID X 1 5/16 IN OD ZP		
C	50225	NUT - FLANGE DT SMOOTH FACE .625-11UNC		
D	18648	PIN-COTTER 3/16 DIA X 1.25 ZP		
E	21581	BOLT - HH 1/2 NC X 3.5 LG GR 5 ZP		
F	50186	NUT - FLANGE LOCK SM FACE DT 0.500-13UNC GR5		
G	21484	BOLT - RHSN 3/8 NC X 1.5 LG GR 5 ZP		
H	30228	NUT - FLANGE DT SMOOTH FACE 0.375-16UNC		
J	135737	SHOULDER BOLT SOCKET HEAD-3/4 X 2.25 LG		
K	18666	NUT-HEX LOCK DT 5/8-11 UNC ZP		

REEL SUPPORT ARMS & LIFT CYLINDERS

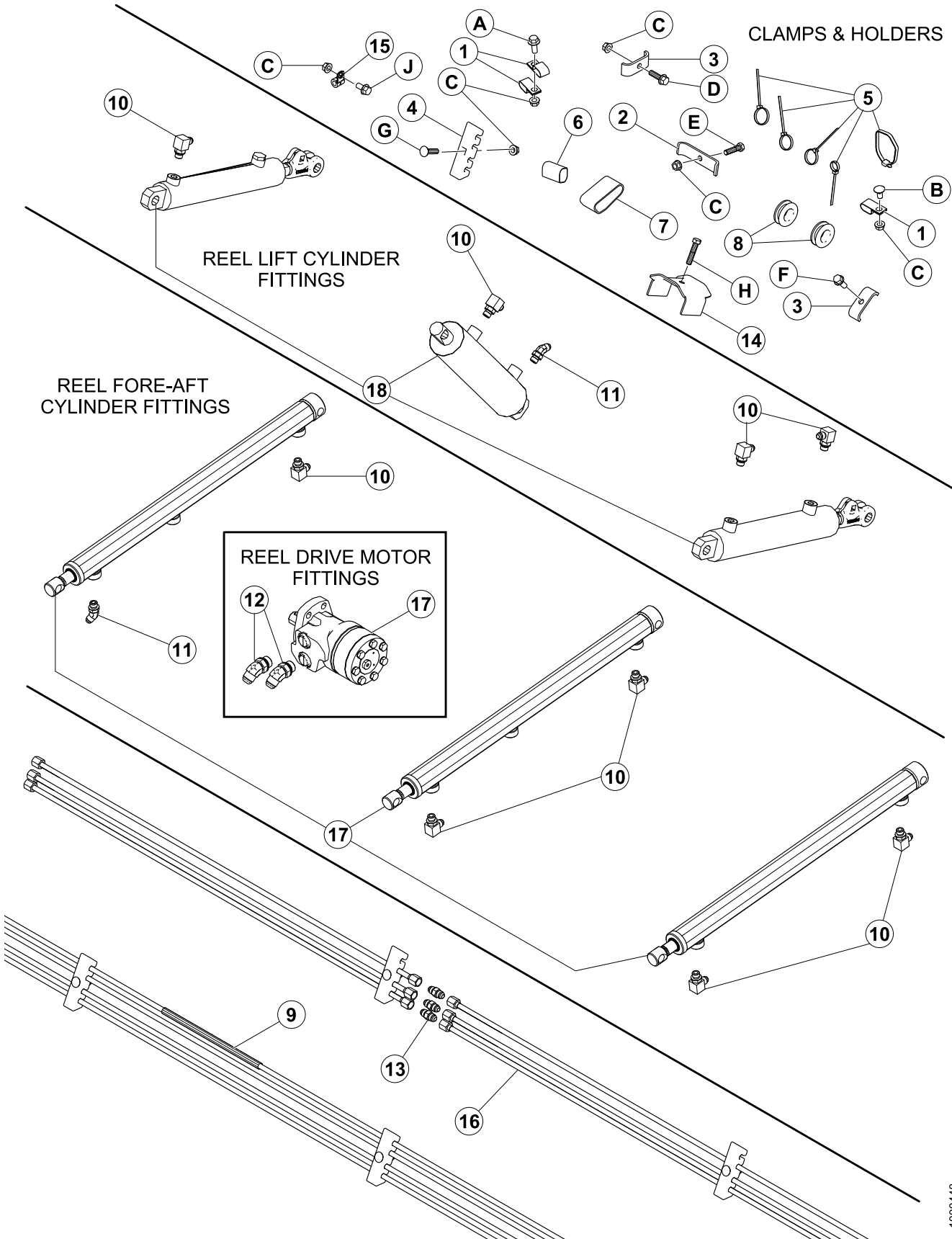


REEL SUPPORT ARMS & LIFT CYLINDERS

Ref	Part Number	Description	Qty	Serial Number
L	18609	PIN-COTTER 1/4 DIA X 2 ZP		
M	18592	NUT - HEX 5/8 - 11 UNC GR 5 ZP		
N	21599	BOLT - HH 3/4 NC X 5.0 LG GR 5 ZP		
P	30512	BOLT - HH 3/4 NC X 2.0 LG GR 5 ZP		
Q	102636	NUT - HEX DT .750-10UNC SIDE LOCK		
R	16235	WASHER - FLAT		
S	30209	BOLT - HH 1/2 NC X 4.5 LG GR 5 ZP		
T	21087	BOLT - HEX HD 5/16 NC X 1.0 LG GR 5 ZP		
U	30280	NUT - FLG SIDE LK SMTH FACE 5/16 NC GR 5 ZP		

REEL HYDRAULICS: FITTINGS & CLAMPS

21 Reel Hydraulics: Fittings & Clamps

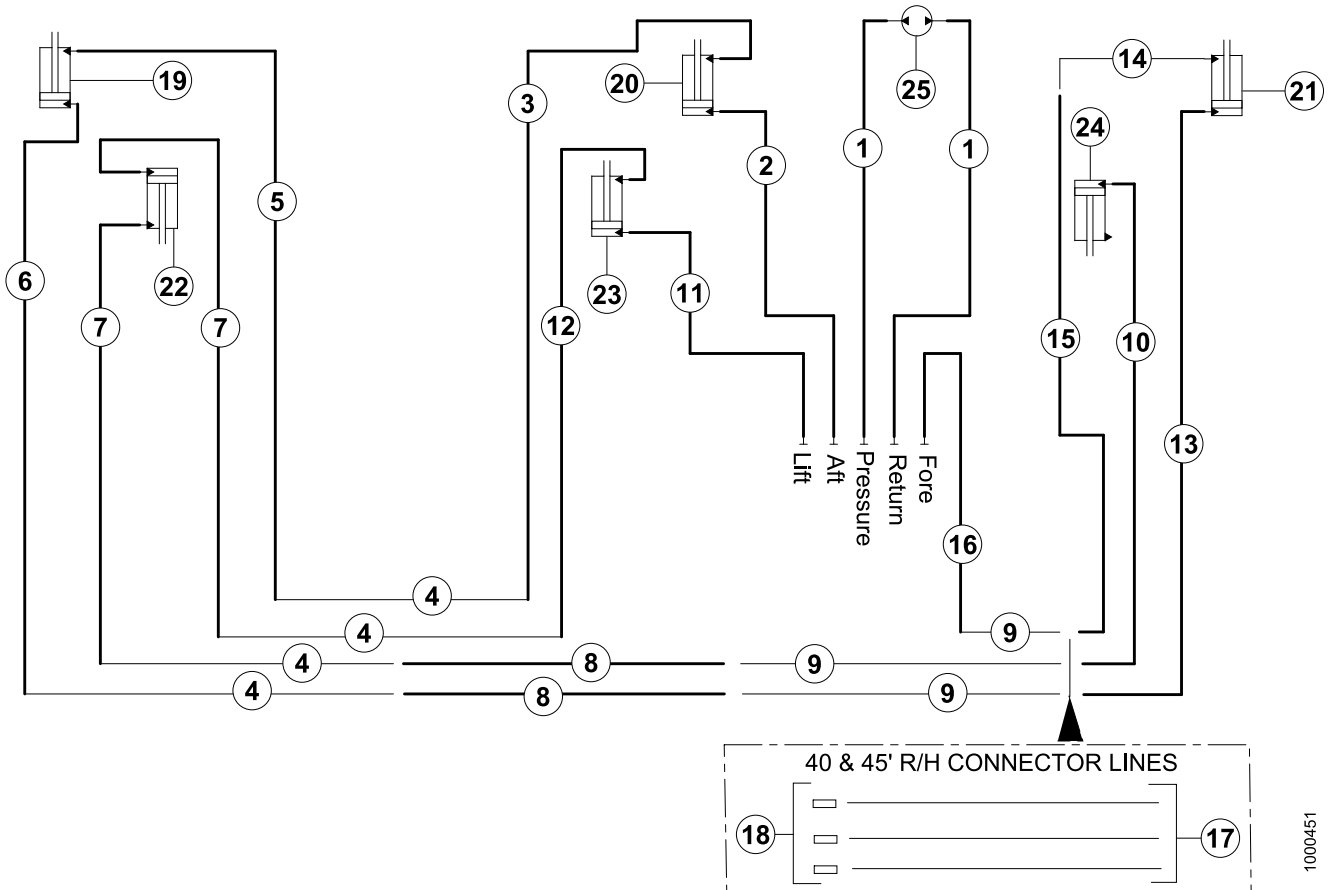


REEL HYDRAULICS: FITTINGS & CLAMPS

Ref	Part Number	Description	Qty	Serial Number
1	135234	CLAMP - DOUBLE HOSE INSULATED	3	
2	220595	HOLDER - 95 mm EFFECTIVE WIDTH	2	
3	32225	HOLDER - 57 mm EFFECTIVE WIDTH	7	
4	220478	CLAMP	See 33	
5	21763	FASTENER - CABLE TIE BLACK, 190 mm long	AR	
	30753	FASTENER - CABLE TIE BLACK, 365 mm long	AR	
	40701	FASTENER - CABLE TIE YELLOW	AR	
	40702	FASTENER-CABLE TIE RED	AR	
	49227	FASTENER-CABLE TIE GREEN	AR	
6	135443	FASTENER- CINCH STRAP 4" LG	AR	
7	135444	FASTENER - CINCH STRAP 6" LG	AR	
8	220617	GROMMET	2	
9	26671	CONDUIT (45 FT ONLY)	1	
10	30282	FITTING - ELBOW 90° HYD CW O-RING 6-6	9	
11	30284	FITTING - ELBOW 45° HYD CW O-RING 6-6	2	
12	50103	FITTING - ELBOW 45° HYD CW O-RING 10-10	2	
13	30375	FITTING - UNION HYD (40 FT and 45 FT ONLY)	3	
14	123599	HOLDER - HYD HOSE - CENTER ARM	1	
15	123628	CLAMP - INSULATED 3/8" LINE at R/H fore-aft cylinder	1	
16	REF	SEE 22 Reel Hydraulics: Hoses & Lines, page 69	REF	
17	REF	SEE 19 Reel Drive & Fore-Aft Components: Outer Arms, page 59	REF	
18	REF	SEE 20 Reel Support Arms & Lift Cylinders, page 63	REF	
A	21447	BOLT -HH LG FLG (SERR FACE) 3/8 NC X 1.0 GR 5 ZP		
B	21472	BOLT - RHSN 3/8 NC X 0.75 GR 5 ZP		
C	30228	NUT - FLANGE DT SMOOTH FACE 0.375-16UNC		
D	30936	BOLT -HH FLG (SERR FACE) 3/8 NC X 1.25 GR 5 ZP		
E	21561	BOLT - HH 3/8 NC X 1.5 LG GR 5 ZP		
F	135193	SCREW - HEX WASH HD THD ROLLING 3/8 NC X 1.0		
G	50148	BOLT - RHSN 3/8 NC X 1.5 TFL GR 5 ZP		
H	20078	BOLT - HH 3/8 NC X 1.75 LG GR 5 ZP		
J	21821	BOLT -HH FLG (SERR FACE) 3/8 NC X 0.75 GR 5 ZP		

33. 30' = 6 / 35' = 8 / 40' = 10 / 45' = 12

22 Reel Hydraulics: Hoses & Lines

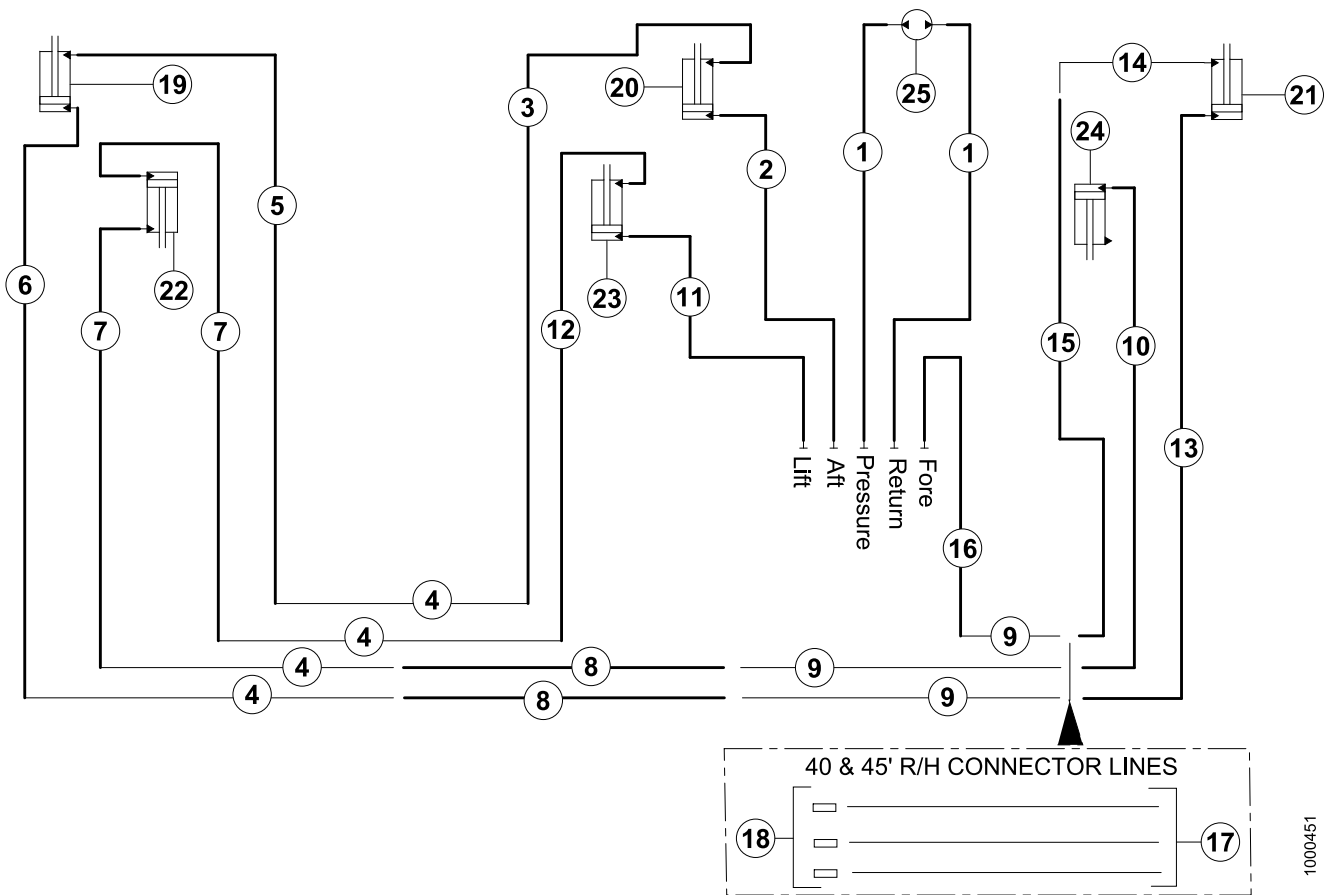


1000451

REEL HYDRAULICS: HOSES & LINES

Ref	Part Number	Description	Qty	Serial Number
1	172758	HOSE - HYD - reel drive motor pressure & return	2	
2	220241	HOSE - HYD - center reel fore-aft in	1	
3	220607	HOSE - HYD - center reel fore-aft out	1	
4	220598	LINE - HYD, L/H SIDE - 30 FT	4	
	220597	LINE - HYD, L/H SIDE - 35 FT	4	
	123676	LINE - HYD, L/H SIDE - 40 FT	4	
	123702	LINE - HYD, L/H SIDE - 45 FT	4	
5	220610	HOSE-HYD - left reel fore-aft in	1	
6	220611	HOSE-HYD - left reel fore-aft out	1	
7	220612	HOSE-HYD - left reel lift	2	
8	220613	HOSE-HYD - left to right reel lift & fore-aft, across opening	2	
9	220598	LINE - HYD, R/H SIDE - 30 FT	3	
	220597	LINE - HYD, R/H SIDE - 35 FT	3	
	220589	LINE - HYD, R/H SIDE - 40 & 45 FT	3	
10	220614	HOSE-HYD - right reel lift	1	
11	220615	HOSE - HYD - center reel lift in	1	
12	220616	HOSE - HYD - center reel lift out	1	
13	220608	HOSE - HYD - right reel fore-aft in	1	
14	123618	LINE - HYD, right reel fore-aft out	1	
15	220609	HOSE - HYD - right reel fore aft to line out	1	
16	220625	HOSE - HYD - reel fore-aft, fore line to combine	1	
17	220591	LINE - HYD (for 40FT)	3	
	220590	LINE - HYD (for 45FT)	3	
18	REF	FITTING - UNION, see 21 Reel Hydraulics: Fittings & Clamps, page 67	REF	
19	REF	CYLINDER - left fore aft, see 18 Reel Drive & Fore-Aft Components: Center Arm, page 53	REF	
20	REF	CYLINDER - center fore aft, see 18 Reel Drive & Fore-Aft Components: Center Arm, page 53	REF	
21	REF	CYLINDER - right fore aft, see 18 Reel Drive & Fore-Aft Components: Center Arm, page 53	REF	
22	REF	CYLINDER - left lift, see 20 Reel Support Arms & Lift Cylinders, page 63	REF	
23	REF	CYLINDER - center lift, see 20 Reel Support Arms & Lift Cylinders, page 63	REF	

REEL HYDRAULICS: HOSES & LINES



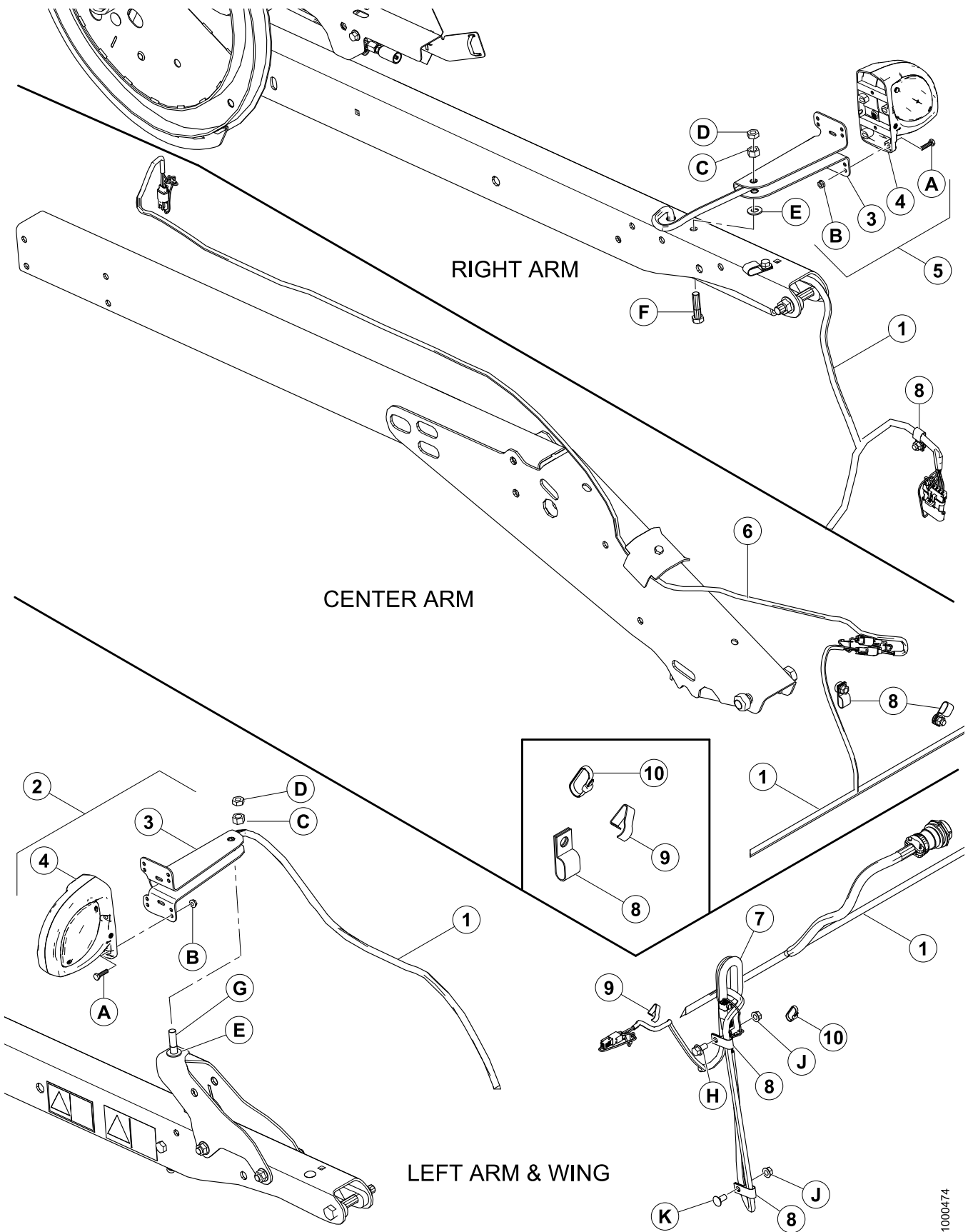
1000451

REEL HYDRAULICS: HOSES & LINES

Ref	Part Number	Description	Qty	Serial Number
24	REF	CYLINDER - right lift, see 20 Reel Support Arms & Lift Cylinders, page 63	REF	
25	REF	MOTOR - reel drive, see 18 Reel Drive & Fore-Aft Components: Center Arm, page 53	REF	

ELECTRICAL

23 Electrical



ELECTRICAL

Ref	Part Number	Description	Qty	Serial Number
1	220545	HARNESS - 30FT FLEX WIRING	1	
	220546	HARNESS - 35FT FLEX WIRING	1	
	220547	HARNESS - 40FT FLEX WIRING	1	
	220548	HARNESS - 45FT FLEX WIRING	1	
2	125427	ASSY - LH HEADER LIGHTING, incl. items 3,4, A & B	1	
3	125343	BRACKET - HEADER LIGHT	2	
4	138150	LAMP - CLEARANCE	2	
	139630	LENS, AMBER	A/R	
5	125372	ASSY - RH HEADER LIGHTING, incl. items 3, 4, A & B	1	
6	220574	HARNESS-WIRING REEL SPEED SENSOR	1	
7	172877	GROMMET - 1.75" I.D.	See 34	
8	135233	CLAMP - DOUBLE HOSE INSULATED	7	
9	21218	CLIP-WIRING	2	
10	21763	FASTENER - CABLE TIE BLACK	A/R	
A	21573	BOLT - HEX HD 1/4 NC X 1.0 LG GR 5 ZP		
B	21455	NUT - FLG (SERR FACE) 1/4 NC GR 5 ZP		
C	18591	NUT - HEX 1/2 - 13 UNC GR 5 ZP		
D	21056	NUT- HEX JAM 1/2-13 UNC GR 5 ZP		
E	18599	WASHER - SAE FLAT 17/32 ID X 1 1/16 IN OD ZP		
F	21576	BOLT - HH 1/2 NC X 2.0 LG GR 5 ZP		
G	30027	BOLT - RHSN 1/2 NC X 2.25 LG GR 5 ZP		
H	21821	BOLT - HH FLG (SERR FACE) 3/8 NC X 0.75 GR 5 ZP		
J	30228	NUT - FLANGE DT SMOOTH FACE 0.375-16UNC		
K	21863	BOLT-RHSSN 3/8 NC X 0.75 LG GR 5 ZP		

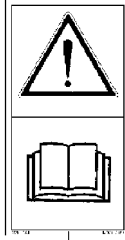
34. 30', 35', 40' = 1 / 45' = 2

DECALS AND REFLECTORS

24 Decals and Reflectors



14



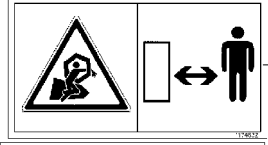
23




24



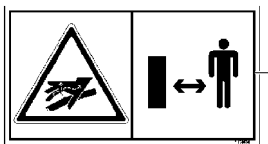
20



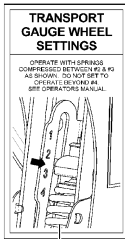
15



16



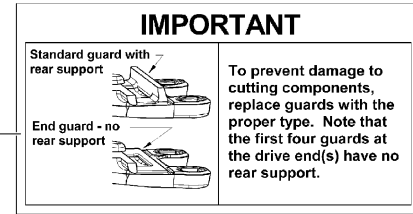
8



19




21



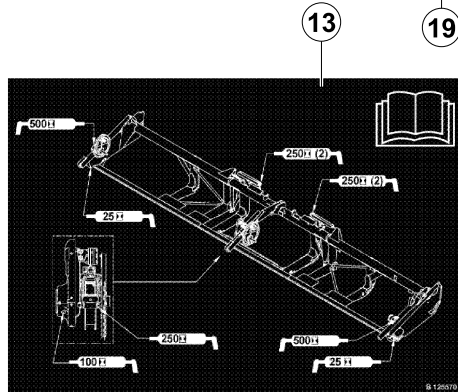
4




2



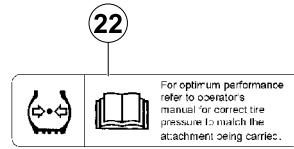
12



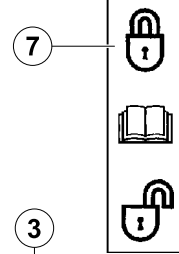
13



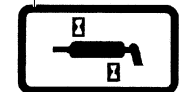
9



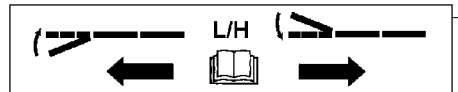
22



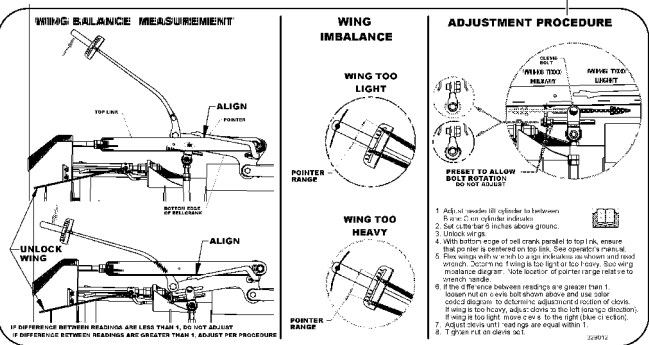
7



3



11




5

This product may be covered by one or more of the following patents:


CDN. # 1075914	U.S. # 35543
CDN. # 1226739	U.S. # 4346909
CDN. # 1240158	U.S. # 4573309
CDN. # 1244248	U.S. # 4660361
CDN. # 1267292	U.S. # 4662161
CDN. # 1322104	U.S. # 4909026
AUSTRALIA # 615149	U.S. # 5086613
AUSTRALIA # 617821	U.S. # 5157905
KAZAKHSTAN # 4372	U.S. # 5243810
RUSSIA # 1828389	U.S. # 5261290
UKRAINE # 3440	U.S. # 5435239
ITALY # 0717922	U.S. # 5459986
FRANCE # 0717922	U.S. # 5473872
GERMANY # 0717922	U.S. # 5678398
U.K. # 0717922	U.S. # 5791128
	U.S. # 5927606
	U.S. # 5970695
	U.S. # 5992759
	U.S. # 6029429

Other patents pending.

6



10



1



17

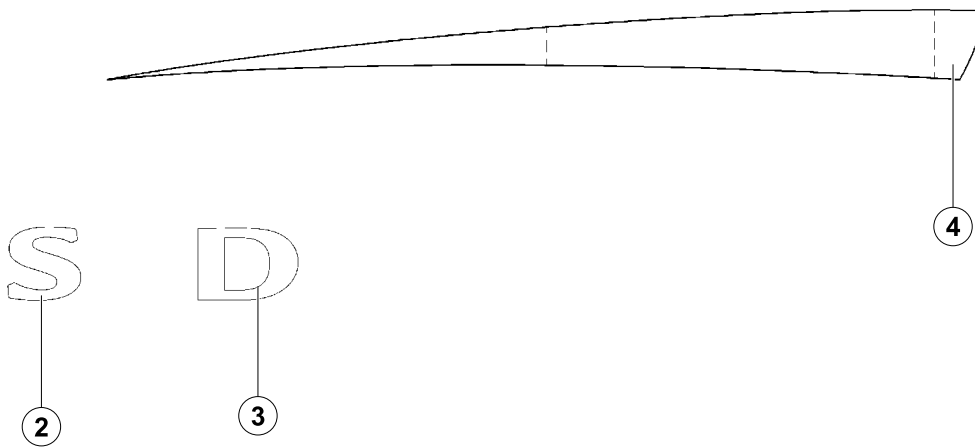

18



DECALS AND REFLECTORS

Ref	Part Number	Description	Qty	Serial Number
1	158217	DECAL-REEL POSITION		
2	220084	DECAL - DRAPER TENSION		
3	23164	DECAL-25 HR LUBE		
4	129313	DECAL - IMPORTANT: GUARDS		
5	32070	DECAL - PATENT NUMBER		
6	165550	DECAL - INDICATOR		
7	165218	DECAL-WING LOCKOUT		
8	174474	DECAL - HIGH PRESSURE FLUID		
9	220238	DECAL- BELT ENTANGLEMENT		
10	165993	DECAL-FLEX INDICATOR		
11	229012	DECAL - LH WING BALANCE		
	229021	DECAL - RH WING BALANCE		
12	174676	DECAL - REEL PROP LOCK		
13	125570	DECAL - GREASE, FD HEADERS		
14	174432	DECAL - REEL HAZARD		
15	174632	DECAL- REEL ENTANGLEMENT		
16	174434	DECAL - HEADER HAZARD		
17	115145	REFLECTOR - FLOURESCENT RED-ORANGE, 230 mm long - square corners (for metal surfaces)		
	115146	REFLECTOR-AMBER, 230 mm long		
	115147	REFLECTOR-RED, 230 mm long - square corners (for metal surfaces)		
	135979	REFLECTOR - FLOURESCENT RED-ORANGE, 230 mm long - round corners (for plastic surfaces)		
	165524	REFLECTOR-RED, 230 mm long - round corners (for plastic surfaces)		
18	132852	REFLECTOR - AMBER, 638 mm long (for reel center tube)		
19	193034	DECAL-TRANSPORT GAUGE WHEEL SETTING		
20	193147	DECAL-TRANSPORT HITCH		
21	109843	DECAL - GENERAL CAUTION PIN - 2 PANEL		
22	111221	DECAL-TIRE PRESSURE		
23	113482	DECAL - GENERAL HAZARD		
24	174436	DECAL - HIGH PRESSURE FLUID		
25	165489	DECAL-LH WING BALANCE ADJUSTMENT		
	165490	DECAL-RH WING BALANCE ADJUSTMENT		

25 Product Identification Decals

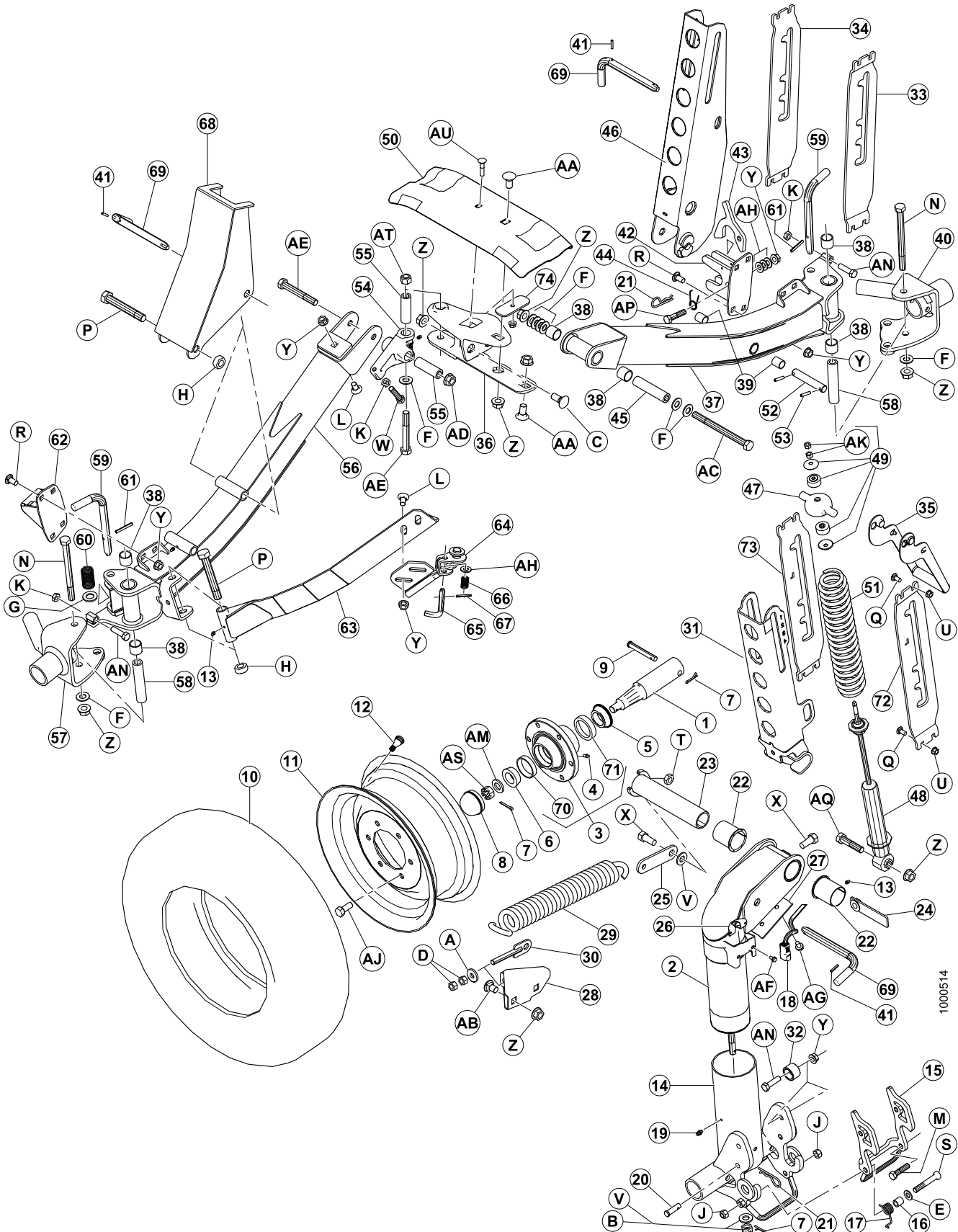


PRODUCT IDENTIFICATION DECALS

Ref	Part Number	Description	Qty	Serial Number
1	123773	DECAL - LH MACDON FLEX		
	123775	DECAL - RH MACDON FLEX		
2	123776	DECAL - "S"		
3	123777	DECAL - "D"		
4	123763	DECAL- STRIPE, RED LH		
	123764	DECAL- STRIPE, RED RH		
	123765	DECAL- STRIPE, YELLOW LH		
	123766	DECAL- STRIPE, YELLOW RH		
	123767	DECAL- STRIPE, GREEN LH		
	123768	DECAL- STRIPE, GREEN RH		
	123769	DECAL- STRIPE, SILVER LH		
	123770	DECAL- STRIPE, SILVER RH		

(OPTION) SLOW SPEED TRANSPORT – WHEELS & SUPPORTS

26 (Option) Slow Speed Transport – Wheels & Supports

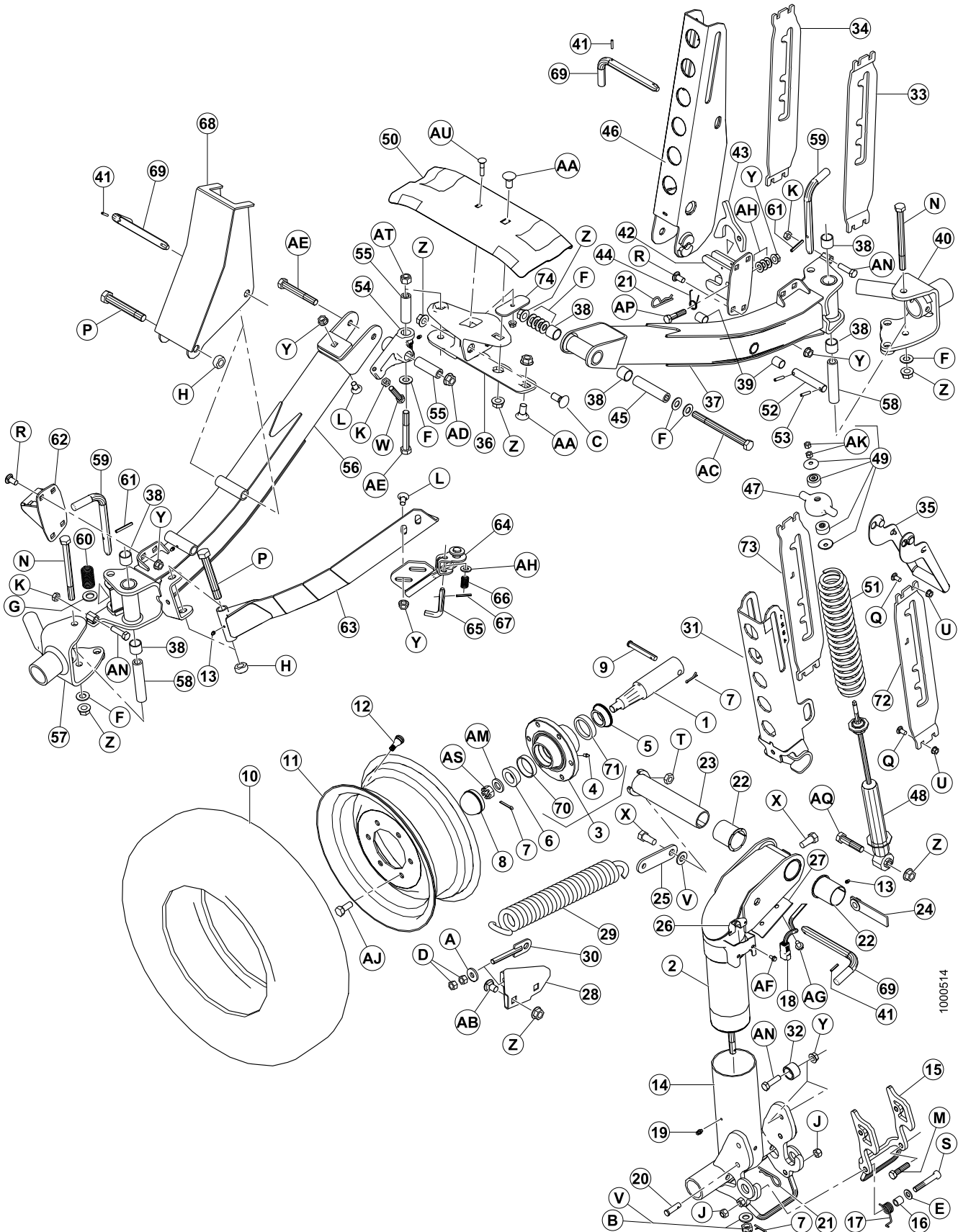


1000514

(OPTION) SLOW SPEED TRANSPORT – WHEELS & SUPPORTS

Ref	Part Number	Description	Qty	Serial Number
1	144378	SPINDLE	4	
2	193071	PIVOT WELDT	1	
3	41982	HUB - C/W BEARING CUPS items 70 & 71 and fitting item 4	4	
4	50174	FITTING – lube, drive type for CTD hub	4	
	21887	FITTING – lube, 1/8 NPT for Armstrong hub	4	
5	30517	BEARING - CONE C/W SEAL	4	
6	21376	BEARING - CONE ROLLER (NO SEAL)	4	
7	18648	PIN-COTTER 3/16 DIA X 1.25 ZP	7	
8	30520	CAP – DUST	4	
9	101007	PIN – CLEVIS	4	
10	193031	TIRE-ST205/75 R15 STEEL BELTED RADIAL	4	
11	144531	WHEEL 15 X 6 LB	4	
12	21153	STEM-TIRE VALVE ASSEMBLY #TR-415	4	
13	18671	FITTING - LUBE 1/4 - 28 UNF	7	
14	144971	SPINDLE WELDT	1	
15	144976	LATCH WELDT	1	
16	144742	SPACER-3/4 IN.OD X .120 WALL X 19 LONG	1	
17	144741	SPRING – TORSION	1	
18	REF	SEE (Option) Slow Speed Transport Package – Hitch Electrical – Lights and Wiring Harness		
19	21010	FITTING - LUBE 90 DEG 1/4 - 28 TAPER THD	2	
20	19927	PIN – CLEVIS	1	
21	13125	PIN – HAIR	1	
22	35694	BUSHING – PLASTIC	2	
23	144374	PIN WELDT	1	
24	144577	BAR / NUT ASSY	1	
25	144471	BAR	1	
26	193057	CLIP - WIRING HARNESS DEUTSCH CONNECTOR	1	
27	144739	HOLDER	1	
28	144873	SUPPORT WELDT	1	
29	144724	SPRING – EXTENSION	1	
30	144425	BOLT-EYE WELDT	1	
31	144968	CHANNEL WELDT	1	
32	193008	ROLLER	2	

(OPTION) SLOW SPEED TRANSPORT – WHEELS & SUPPORTS

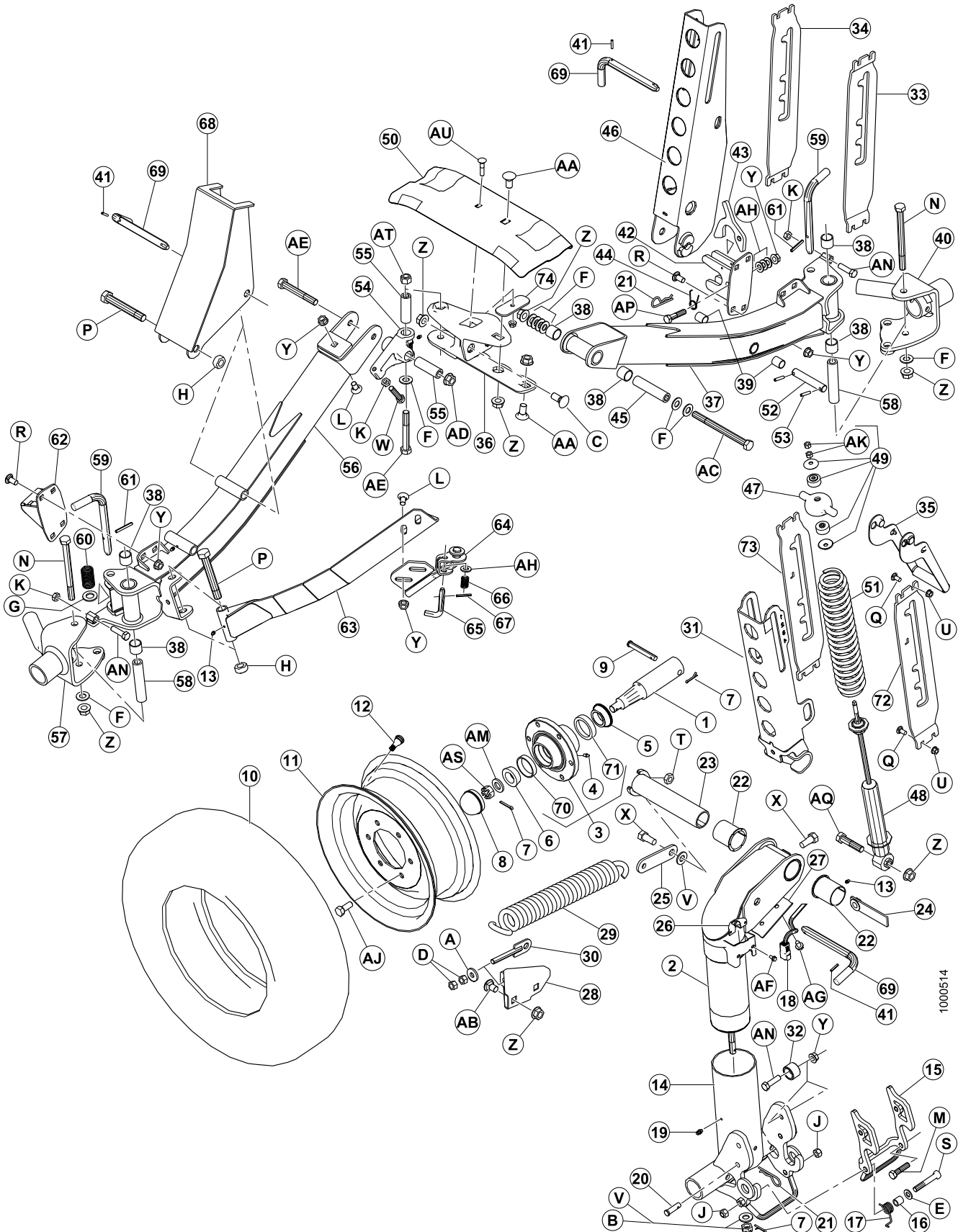


1000514

(OPTION) SLOW SPEED TRANSPORT – WHEELS & SUPPORTS

Ref	Part Number	Description	Qty	Serial Number
33	193214	SUPPORT – LH, used right side of header	1	
34	193215	SUPPORT – RH, used right side of header	1	
35	144899	HANDLE WELDT	2	
36	125256	SUPPORT WELDT	1	
37	220575	TUBE- AXLE C/W BUSHINGS (item 38 – 4 and item 39 – 2)	1	
38	133992	BUSHING - COMPOSITE	6	
39	156501	BUSHING - PLASTIC	2	
40	144990	PIVOT - LH WELDT	1	
41	16010	PIN - SPRING 3/16 DIA X 1.0 LG	3	
42	193009	LATCH WELDT	1	
43	193016	LATCH	1	
44	144505	SPRING-TORSION	1	
45	144880	SPACER	1	
46	144956	CHANNEL WELDT	1	
47	144966	CASTING - SPRING CAP	2	
48	144934	SHOCK – TENNECO	2	
49	174922	KIT - SHOCK MOUNT	2	
50	220099	SUPPORT – DRAPER, TRANSPORT	1	
51	144962	SPRING-COMPRESSION	2	
52	144376	PIN-STRAIGHT	1	
53	16266	PIN-SPRING 1/4 DIA X 1.25 LG	2	
54	144743	PIVOT-MACHINING	1	
55	144091	TUBE	2	
56	220562	AXLE ASSY C/W BUSHINGS (item 38 – 2)	1	
57	144991	PIVOT - RH WELDT	1	
58	193022	SPACER	2	
59	144989	PIN - L	2	
60	29028	SPRING – COMPRESSION	2	
61	2148	PIN-SPRING 1/4 DIA X 2.0 LG	2	
62	193014	LATCH WELDT	1	
63	144324	BRACE-ANGLE WELDT	1	

(OPTION) SLOW SPEED TRANSPORT – WHEELS & SUPPORTS

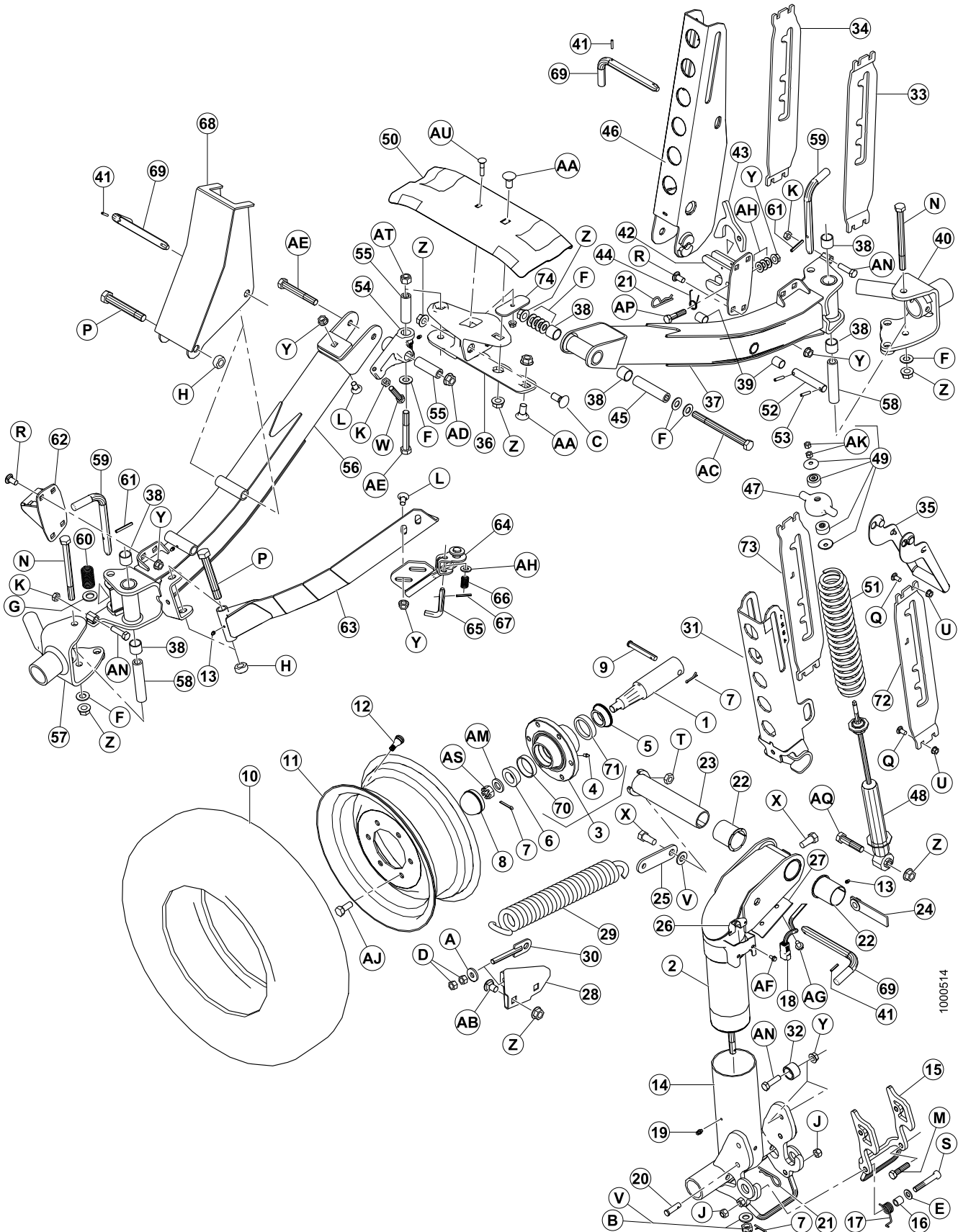


1000514

(OPTION) SLOW SPEED TRANSPORT – WHEELS & SUPPORTS

Ref	Part Number	Description	Qty	Serial Number
64	144433	LATCH WELDT	1	
65	144409	PIN - L	1	
66	35618	SPRING – COMPRESSION	1	
67	7642	PIN-SPRING 3/16 DIA X 1.5 LG	1	
68	144321	SUPPORT - C'BAR WELDT	1	
69	144415	ASSY - L - PIN	3	
70	7900	CUP – roller bearing	4	
71	30516	CUP – roller bearing	4	
72	193216	SUPPORT – LH, used left side of header	1	
73	193217	SUPPORT – RH, used left side of header	1	
74	125236	BAR – DRAPER SUPPORT RETENTION	1	
A	4761	WASHER - FLAT		
B	6649	NUT-SLOTTED HEX 0.625" NC ZN PL		
C	18523	BOLT - RHSN 5/8 NC X 1.5 GR 5 ZP		
D	18591	NUT - HEX 1/2 - 13 UNC GR 5 ZP		
E	18599	WASHER - SAE FLAT 17/32 ID X 1 1/16 IN OD ZP		
F	18600	WASHER - SAE FLAT 21/32 ID X 1 5/16 IN OD ZP		
G	18601	WASHER - SAE FLAT 13/16 ID X 1.5 IN OD ZP		
H	102636	NUT – HEX, SIDE LOCK DT .750-10UNC		
J	18697	NUT - HEX LOCK DT .500-13UNC		
K	21056	NUT- HEX JAM 1/2-13 UNC GR 5 ZP		
L	21066	BOLT - RHSN 1/2 NC X 1 GR 5 ZP		
M	21576	BOLT - HH 1/2 NC X 2.0 LG GR 5 ZP		
N	21591	BOLT - HH 5/8 NC X 7.5 LG GR 5 ZP		
P	21599	BOLT - HH 3/4 NC X 5.0 LG GR 5 ZP		
Q	21863	BOLT-RHSSN 3/8 NC X 0.75 LG GR 5 ZP		
R	21868	BOLT - RHSSN 1/2 NC X 1.0 GR 5 ZP		
S	21560	BOLT - HH 1/2 NC X 3.0 LG GR 5 ZP		
T	21941	NUT- HEX LOCK JAM (DIST THD) 5/8-11 UNC GR 5 ZP		
U	30228	NUT - FLANGE DT SMOOTH FACE 0.375-16UNC		
V	30441	WASHER - HARDENED		
W	30833	BOLT - HH 1/2 NC X 2.25 TFL GR 5 ZP		

(OPTION) SLOW SPEED TRANSPORT – WHEELS & SUPPORTS



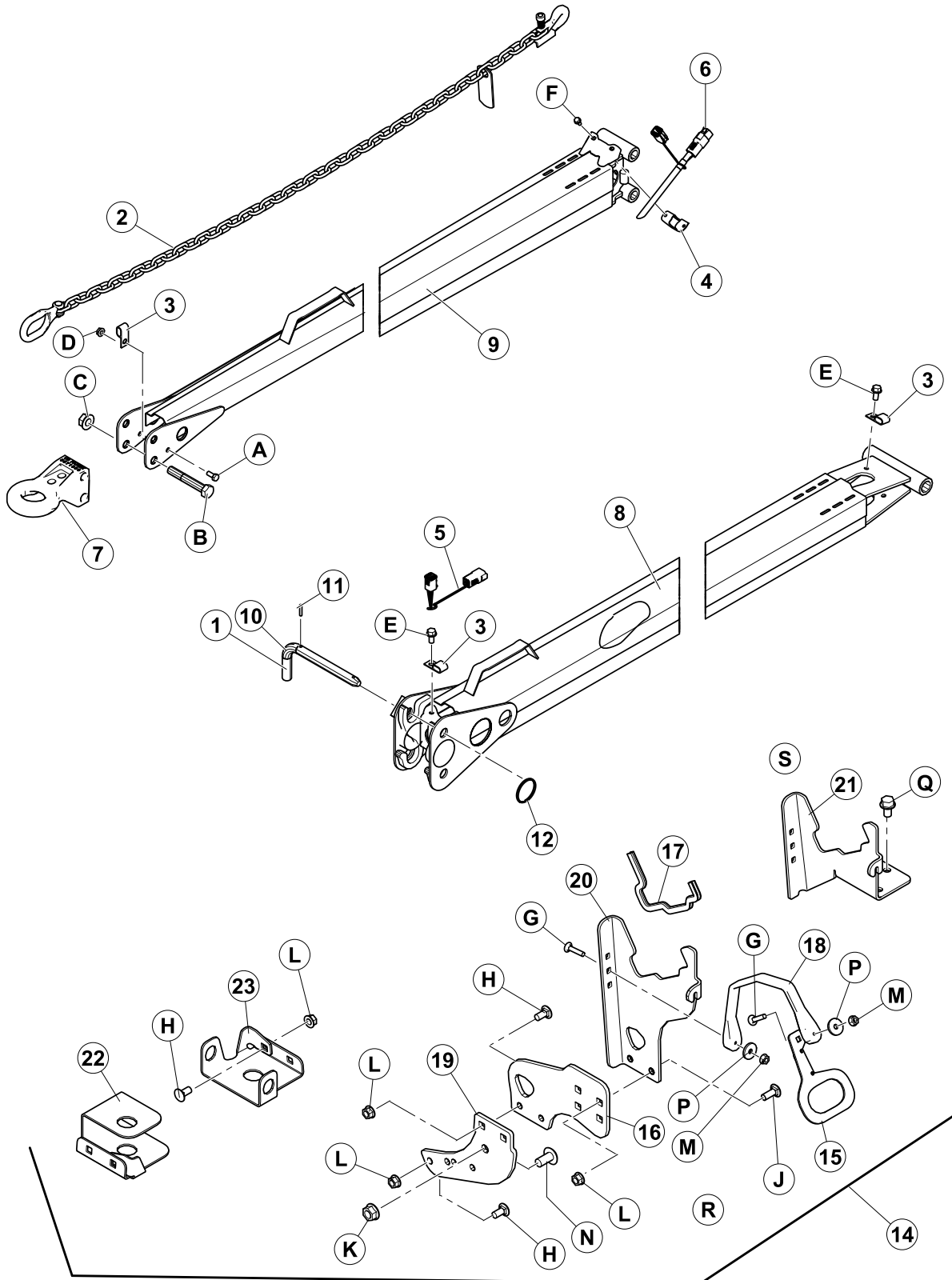
1000514

(OPTION) SLOW SPEED TRANSPORT – WHEELS & SUPPORTS

Ref	Part Number	Description	Qty	Serial Number
X	48050	BOLT - SHOULDER .625-11UNC		
Y	50186	NUT - FLANGE LOCK SM FACE DT 0.500-13UNC GR5		
Z	50225	NUT - FLANGE DT SMOOTH FACE .625-11UNC		
AA	103562	BOLT - RHSN 5/8 NC X 1.25 GR 5 ZP		
AB	117015	BOLT - RHSSN 5/8 NC X 1.0 GR 5 ZP		
AC	193211	BOLT – HEX HEAD 5/8 NC X 7.5 LG GR 8 ZP		
AD	135341	NUT - FLANGE DT SMOOTH FACE .625-11UNC GR. G		
AE	135464	BOLT - HH 5/8 NC X 4.5 LG GR8 ZP		
AF	21055	SCREW-SELF TAP HEX WASH HD 1/4 NC X 1/2		
AG	101898	SCREW - HEX WASH HD THD ROLLING 3/8 NC X 5/8		
AH	18599	WASHER - SAE FLAT 17/32 ID X 1 1/16 IN OD ZP		
AJ	18916	BOLT - 90° WHEEL 9/16 NF X 1.75 OL		
AK	18866	NUT - HEX 3/8 - 24 UNF GR 5 ZP		
AM	21540	WASHER - HARDENED		
AN	50072	BOLT - HH 1/2 NC X 1.75 LG TFL GR 5 ZP		
AP	21578	BOLT - HH 1/2 NC X 2.25 LG GR 5 ZP		
AQ	30922	BOLT - HH 5/8 NC X 2.75 GR 5 ZP		
AS	5512	NUT-HEX SLOTTED .750-16UNF ZN PL		
AT	18666	NUT – HEX LOCK DT 5/8 NC ZP		
AU	50197	BOLT – RHSN 3/8 NC x 1.75 LG GR 5 ZP		

(OPTION) TRANSPORT HITCH

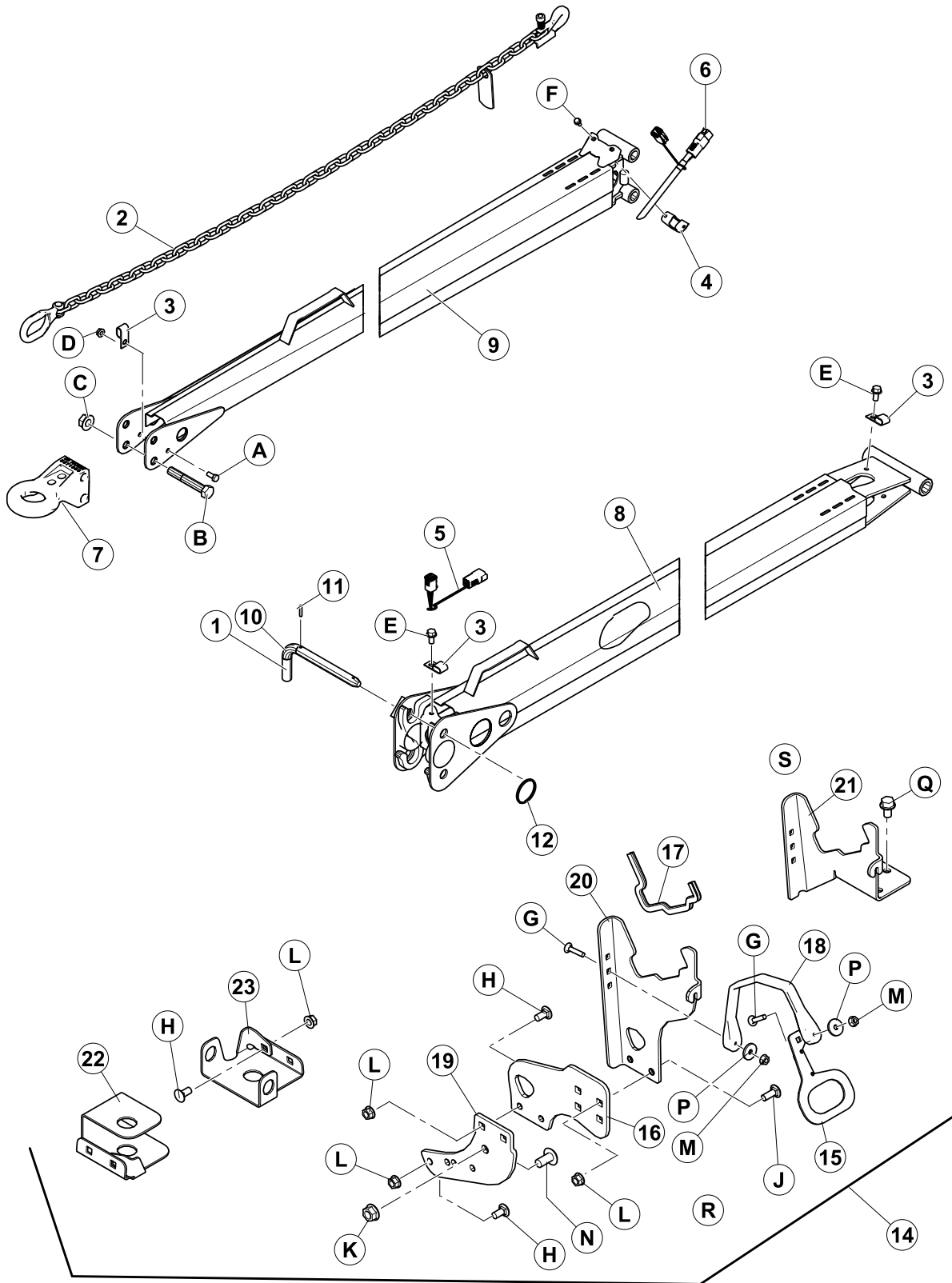
27 (Option) Transport Hitch



(OPTION) TRANSPORT HITCH

Ref	Part Number	Description	Qty	Serial Number
1	144415	ASSY-L-PIN	1	
2	21404	CHAIN-SAFETY 59 LG	1	
3	39272	CLIP - INSULATED	1	
4	193057	CLIP-WIRING HARNESS DEUTSCH CONNECTOR	1	
5	193059	HARNESS TRANSPORT HITCH	1	
6	193058	HARNESS TRANSPORT HITCH	1	
7	113566	HITCH BASE	1	
8	193202	HITCH WELDT	1	
9	193212	HITCH WITH DECALS (REPAIR PART ONLY)	1	
10	144347	PIN-L	1	
11	16010	PIN-SPRING 3/16 DIA X 1.0 LG	1	
12	118137	RING	1	
14	193193	KIT-HITCH STORAGE ON HEADER	1	
15	193183	PLATE - LATCH HANDLE	2	
16	193122	PLATE-EXTENSION	2	
17	135704	SEAL-EDGE TRIM	2	
18	193187	STRAP-RUBBER	2	
19	193115	SUPPORT-FRAME LEG	2	
20	193120	SUPPORT-HITCH CRADLE	2	
21	220326	SUPPORT-HITCH CRADLE	1	
22	193188	SUPPORT-HITCH LH END SHEET	1	
23	193192	SUPPORT-HITCH RH END SHEET	1	

(OPTION) TRANSPORT HITCH



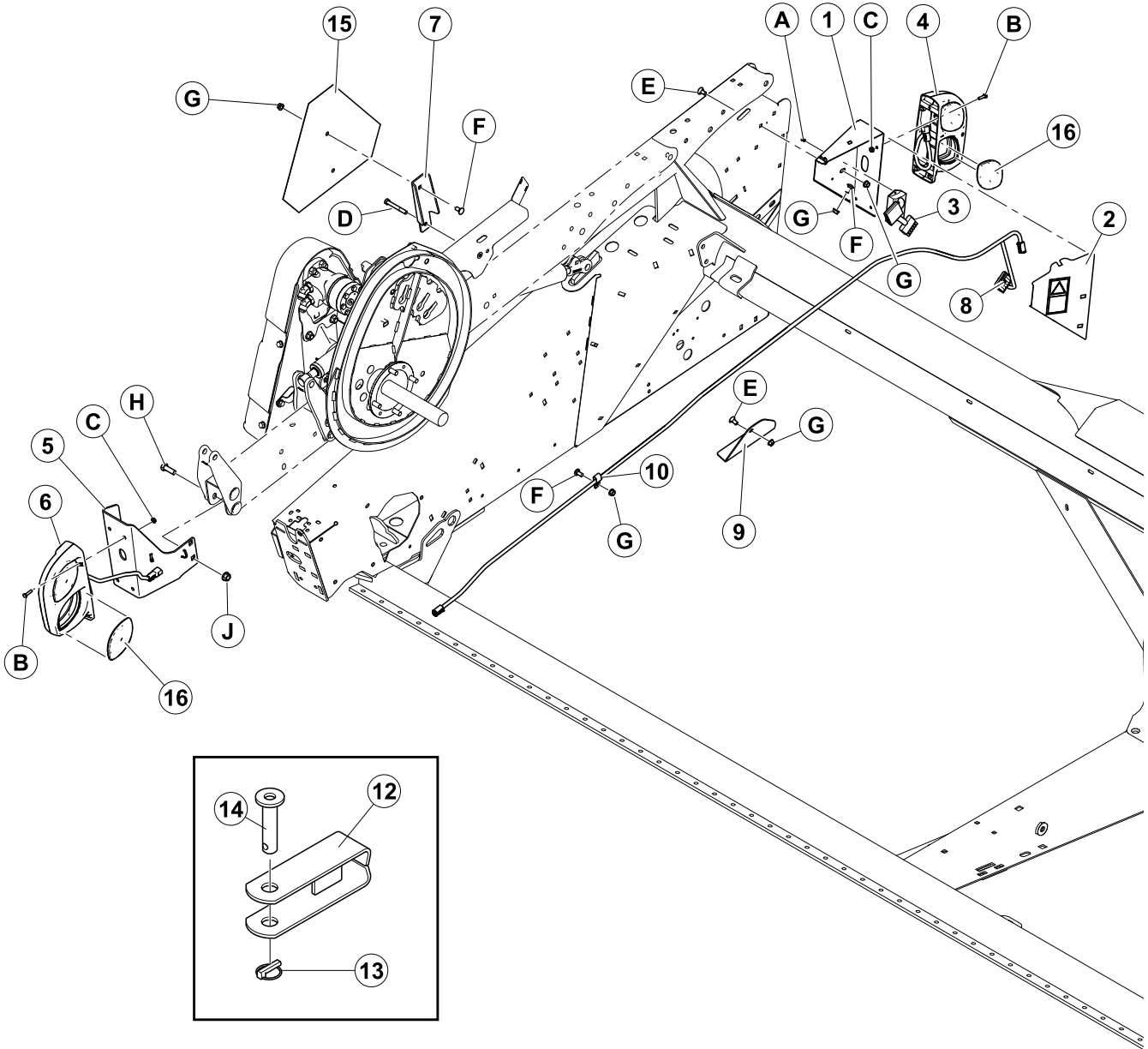
1000634

(OPTION) TRANSPORT HITCH

A	21558	BOLT - HEX HD 5/16 NC X 0.75 LG GR 5 ZP		
B	019634	BOLT - HH 5/8 NC X 4.0 LG GR 5 ZP		
C	050225	NUT - FLANGE DT SMOOTH FACE .625-11UNC		
D	30280	NUT - FLG SIDE LK SMTH FACE 5/16 NC GR 5 ZP		
E	101897	SCREW - HEX WASH HD THD ROLLING 3/8 NC X 3/4		
F	21055	SCREW-SELF TAP HEX WASH HD 1/4 NC X 1/2		
G	135623	BOLT-RHSN 1/4 NC X 1.25 LG GR 5 ZP		
H	021863	BOLT-RHSSN 3/8 NC X 0.75 LG GR 5 ZP		
J	100456	BOLT-RHSSN 3/8 NC X 1.0 GR 5 ZP		
K	050186	NUT - FLANGE LOCK SM FACE DT 0.500-13UNC GR5		
L	030228	NUT-FLANGE DT SMOOTH FACE 0.375-16 UNC		
M	135248	NUT-FLG DIST THD SMTH FACE 1/4-20 NC GR5 ZP		
N	105136	SCREW - MACHINE		
P	040628	WASHER-FLAT		
Q	101898	SCREW HEX WASH HD THD ROLLING 3/8 NC X 5/8		

(OPTION) TRANSPORT – HITCH ELECTRICAL

28 (Option) Transport – Hitch Electrical



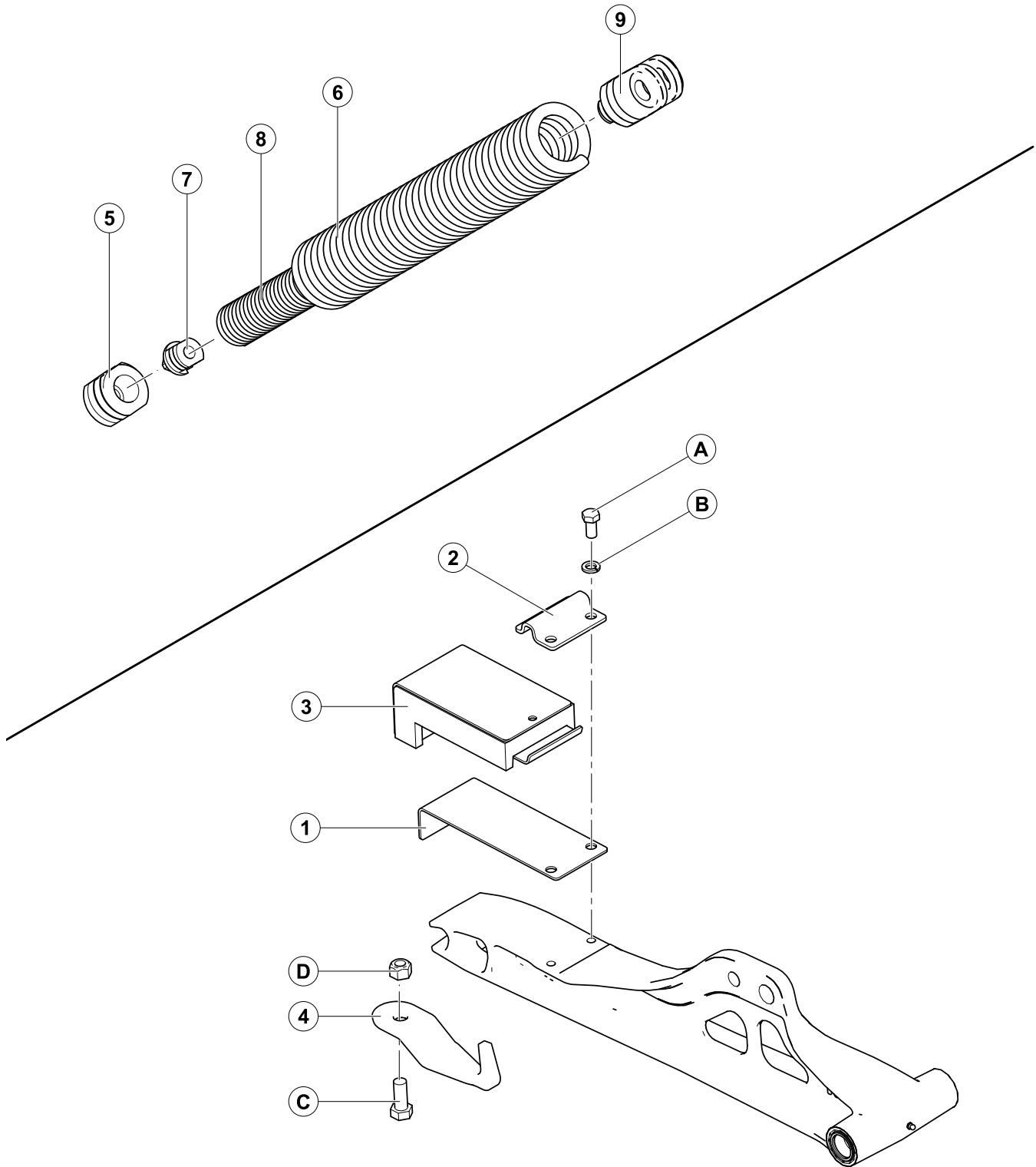
1000629

(OPTION) TRANSPORT – HITCH ELECTRICAL

Ref	Part Number	Description	Qty	Serial Number
1	125378	SUPPORT - LH TRANSPORT LIGHT	1	
2	125379	COVER - TRANSPORT LIGHTING	1	
3	171068	RELAY-TRANSPORT LIGHTING MODULE	1	
4	138087	LAMP-STOP/TURN/TAIL	1	
5	125381	SUPPORT - RH REAR TRANSPORT LIGHT	1	
6	138086	LAMP-STOP/TURN/TAIL	1	
7	174926	BRACKET - SMV MTG	1	
8	193080	HARNESS	1	
9	125808	SUPPORT - DIVDER ROD LOWER	1	
10	135233	CLAMP - DOUBLE HOSE INSULATED	2	
11	21763	FASTENER - CABLE TIE BLACK	3	
12	113536	CLEVIS WELDT	1	
13	113561	PIN - LYNCH	1	
14	118239	PIN - HITCH	1	
15	144538	REFLECTOR-SMV SIGN	1	
16	139630	LENS - AMBER	1	
	139632	LENS - BLACK (OPAQUE)	1	
	139633	LENS - CLEAR	1	
	139631	LENS - RED		
A	135404	RIVET-BLIND		
B	21573	BOLT-HEX HD 1/4 NC X 1.0 LG GR 5 ZP		
C	21455	NUT - FLG (SERR FACE) 1/4 NC GR 5 ZP		
E	21472	BOLT - RHSN 3/8 NC X 0.75 GR 5 ZP		
D	21568	BOLT - HH 3/8 NC X 3.0 LG GR 5 ZP		
F	21863	BOLT-RHSSN 3/8 NC X 0.75 LG GR 5 ZP		
G	30228	NUT - FLANGE DT SMOOTH FACE 0.375-16UNC		
H	18723	BOLT - HH 1/2 NC X 1.5 LG TFL GR 5 ZP		
J	50186	NUT - FLANGE LOCK SM FACE DT 0.500-13UNC GR5		

(OPTION) ADAPTOR ATTACHING PARTS

29 (Option) Adaptor Attaching Parts

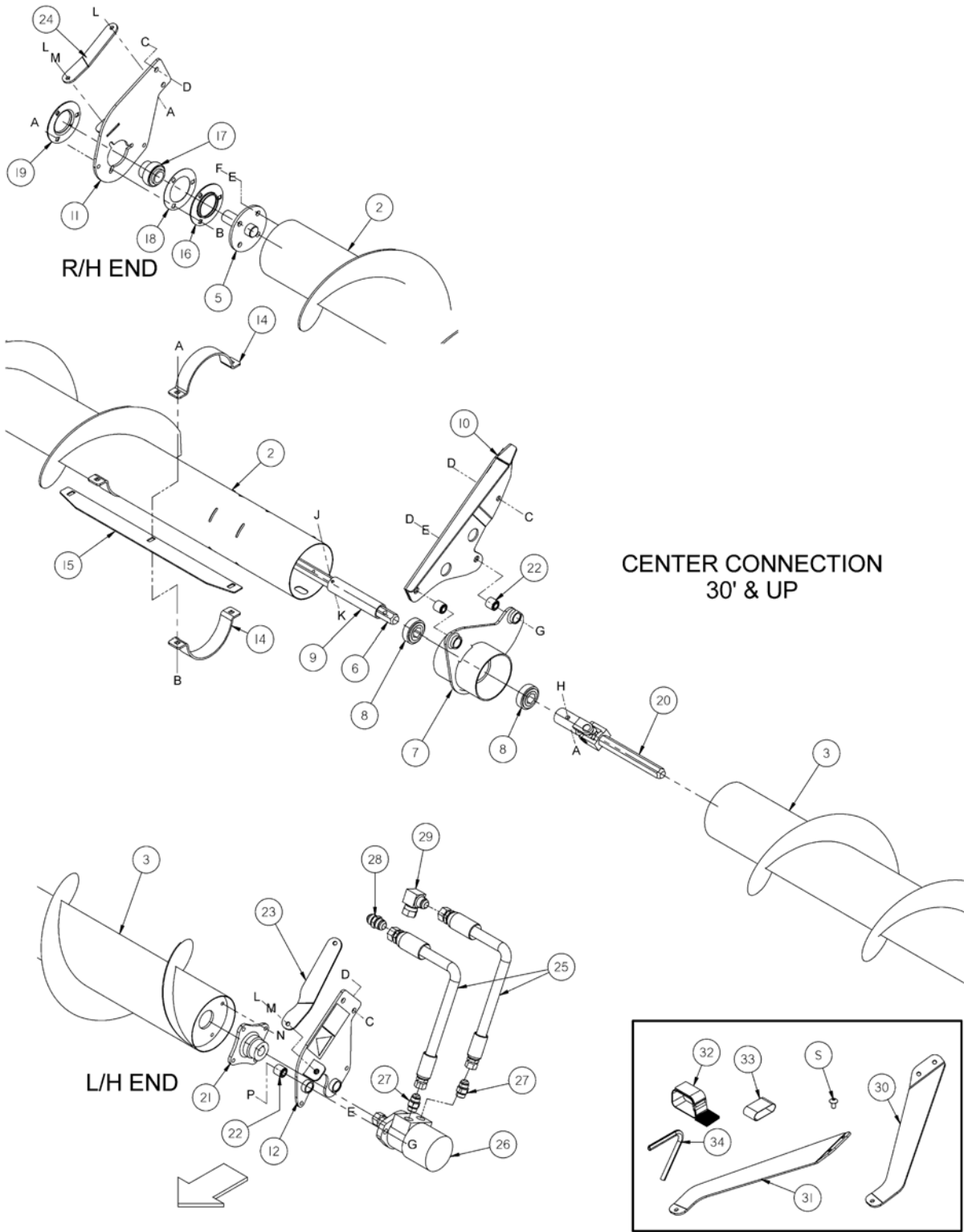


(OPTION) ADAPTOR ATTACHING PARTS

Ref	Part Number	Description	Qty	Serial Number
1	125145	PLATE - LEAF SPRING	2	
2	125146	CLAMP	2	
3	174769	ASSY - RUBBER BLOCK FLEX	2	
4	174808	HOOK - LINK HOLDER	2	
5	41358	INSERT - SPRING MACH	1	
6	45858	SPRING - EXTENSION	1	
7	41357	INSERT - MACH	1	
8	40766	SPRING - EXTENSION	1	
9	156213	INSERT - SPRING, YOKE	1	
A	21575	BOLT - HH 1/2 NC X 1.0 LG GR 5 ZP		
B	18638	WASHER - REG. LOCK 1/2 IN. NOM. ID ZP		
C	21594	BOLT - HEX HD 0.625 -11UNC X 1.50		
D	18666	NUT-HEX LOCK DT 5/8-11 UNC ZP		

(OPTION) UPPER CROSS AUGER

30 (Option) Upper Cross Auger



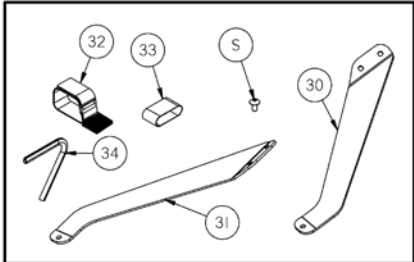
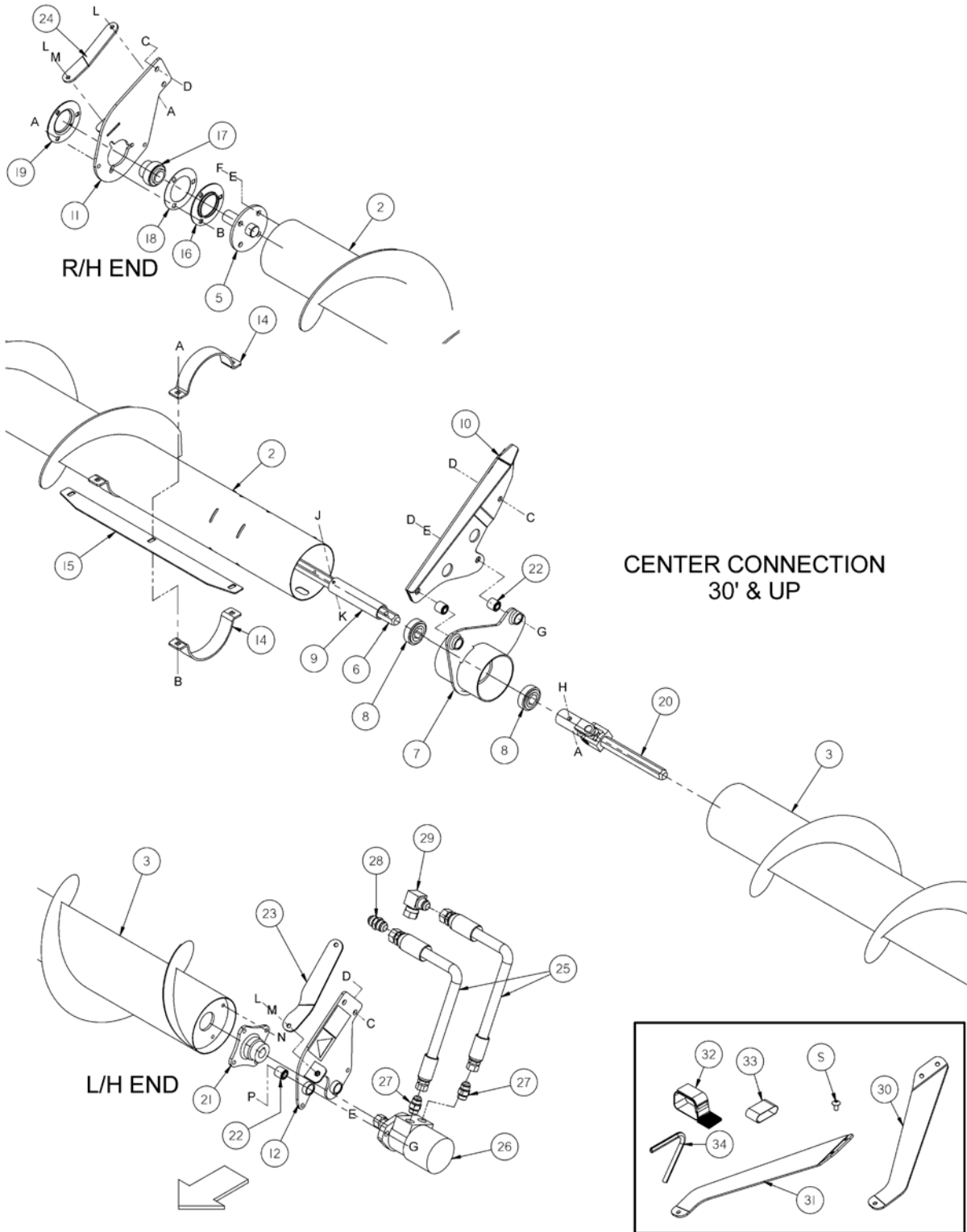
1000311

(OPTION) UPPER CROSS AUGER

Ref	Part Number	Description	Qty	Serial Number
<p>NOTE: For headers with both Upper Cross Auger and Double Draper Drive Kits installed, an additional Hydraulic Kit (B5606 ³⁵) is required. See (Option) Hydraulic Kit for Headers with Upper Cross Auger & Double Draper Drive for contents of this kit.</p>				
	B4847	UPPER CROSS AUGER KIT – 30' header ³⁵		
	B4848	UPPER CROSS AUGER KIT – 35' header ³⁵		
	B4849	UPPER CROSS AUGER KIT – 40' & 45' header ³⁵		
2	132300	AUGER - RH WELDT (30')	1	
	132336	AUGER - RH WELDT (35')	1	
	165436	AUGER - RH WELDT (40' & 45')	1	
3	132308	AUGER -LH WELDT (30')	1	
	132333	AUGER -LH WELDT (35')	1	
	165439	AUGER -LH WELDT (40' & 45')	1	
4	18671	FITTING - LUBE 1/4 - 28 UNF, Not Shown	2	
5	132303	SHAFT-END WELDT	1	
6	174081	SHAFT - HEX	1	
7	172511	SUPPORT - CENTER HANGER ASSY, includes items 11 & 25	1	
8	172507	BEARING-BALL HEX BORE	2	
9	174082	SPACER	1	
10	174035	SUPPORT - CENTER WELDT	1	
11	174176	SUPPORT RH - DECAL ASSY	1	
12	174168	SUPPORT LH - DECAL ASSY	1	
14	129521	CLAMP	8	
	129522	CLAMP	8	
15	165590	BAR- BEATER 30'+	4	
16	49306	FLANGE	1	
17	21859	BEARING - SPH OD EXT INNER RACE 1 3/16 BORE	1	
18	172340	SHIM	1	
19	30661	FLANGE	1	
20	165064	JOINT – UNIVERSAL	1	
21	172533	HUB – MACHINED	1	
22	21810	BUSHING – RUBBER	4	
23	174075	BRACE – LH	1	

35. Kits available through Whole Goods only

(OPTION) UPPER CROSS AUGER



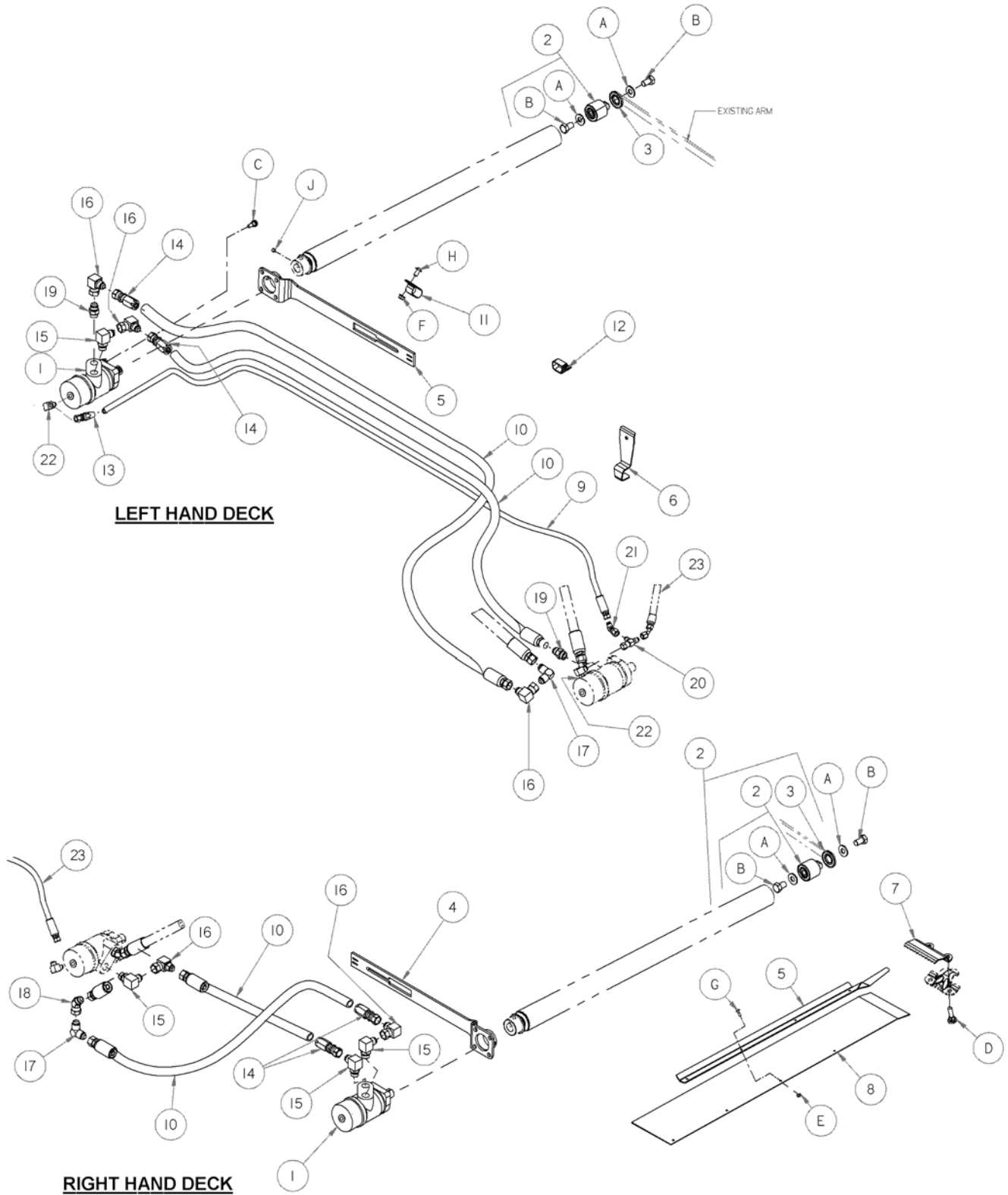
1000311

(OPTION) UPPER CROSS AUGER

Ref	Part Number	Description	Qty	Serial Number
24	174080	BRACE – RH	1	
25	174075	HOSE - HYDRAULIC, 30' headers	2	
	174080	HOSE - HYDRAULIC, 35' headers	2	
	174837	HOSE - HYDRAULIC, 40' headers	2	
26	172232	MOTOR – HYD c/w nut	1	
	220672	SEAL KIT		
	174180	NUT – hex ¾ UNF, nylon patch, for motor 172232	1	
27	30695	FITTING - CONNECTOR HYD	2	
28	30376	FITTING - UNION HYD	1	
29	50175	FITTING - ELBOW 90° HYD	1	
30	174076	BRACE – LH	1	
31	174088	BRACE – RH	1	
32	135443	FASTENER - CINCH STRAP 4" LG	2	
	135444	FASTENER - CINCH STRAP 6" LG	2	
33	103738	CLAMP-PVC INSULATED 13/16 " TUBE SIZE	1	
34	45427	MOULDING-RH (SPEC 31886)	1	
A	30228	NUT - FLANGE DT SMOOTH FACE 3/8 - 16 UNC		
B	19965	BOLT - RHSN 3/8 NC X 1.0 GR 5 ZP		
C	21491	BOLT - HH 1/2 NC X 1.25 LG GR 5 ZP		
D	18697	NUT - HEX LOCK DT 1/2 - 13 UNC		
E	18638	WASHER - REG. LOCK 1/2 IN. NOM. ID ZP		
F	21575	BOLT - HH 1/2 NC X 1.0 LG GR 5 ZP		
G	21578	BOLT - HH 1/2 NC X 2.25 LG GR 5 ZP		
H	21354	BOLT - HH 3/8 NC X 2.0 LG GR 5 ZP		
J	21854	BOLT-HH 1/4 NC X 2.5 LG GR 5 ZP		
K	18724	NUT-HEX LOCK DT 1/4-20 UNC ZP		
L	20077	BOLT - HH 3/8 NC X 1.0 LG GR 5 ZP		
M	18637	WASHER - REG. LOCK 3/8 IN. NOM. ID ZP		
N	135193	SCREW - HEX WASH HD THD ROLLING 3/8 NC X 1		
P	137727	NUT- HEX JAM - DIST THD. 1/2-13 UNC GR 5 ZP		
Q	135157	SCREW - MACHINE		

(OPTION) DOUBLE DRAPER DRIVE

31 (Option) Double Draper Drive

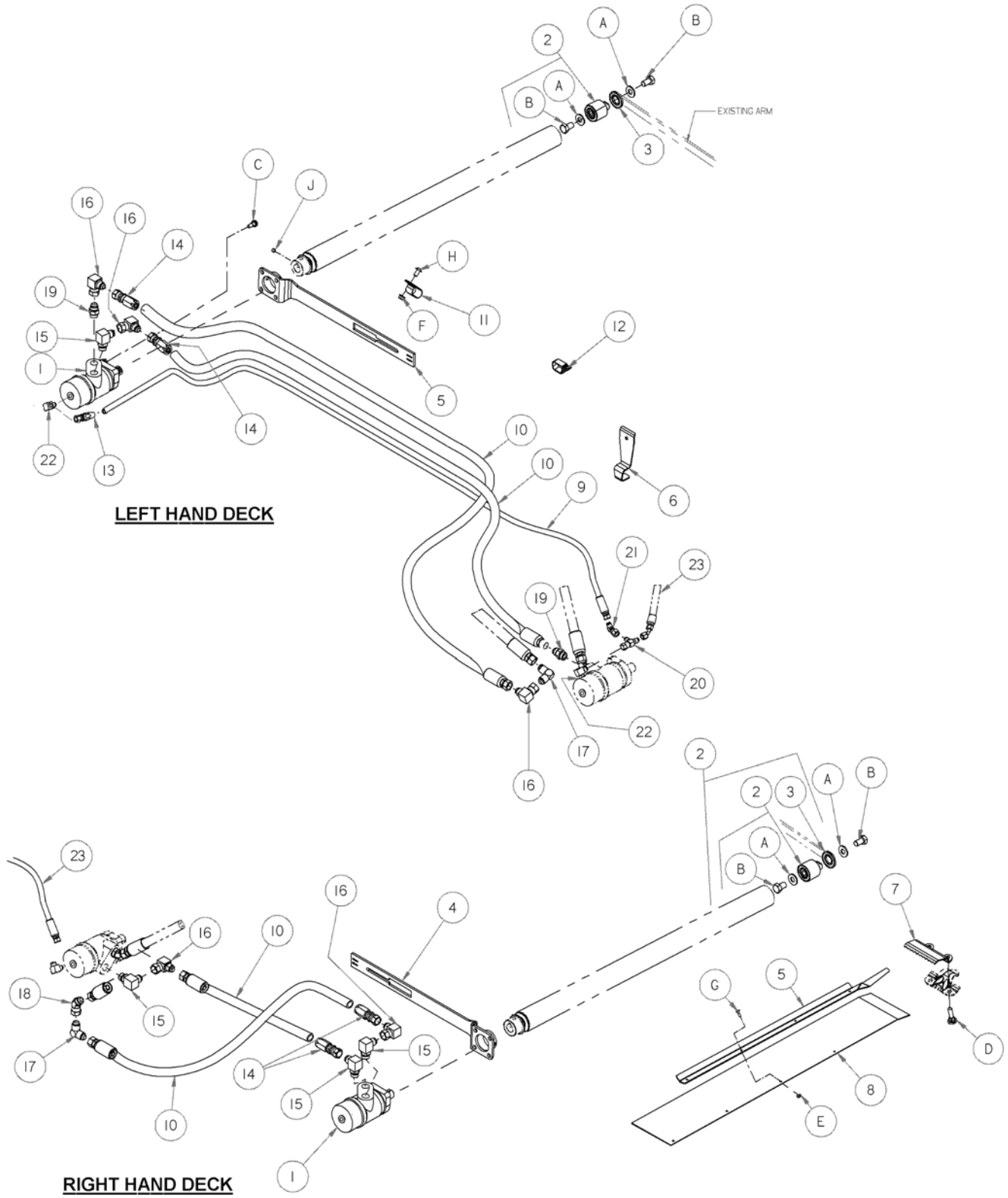


(OPTION) DOUBLE DRAPER DRIVE

Ref	Part Number	Description	Qty	Serial Number
<p>NOTE: For headers with both Upper Cross Auger and Double Draper Drive Kits installed, an additional Hydraulic Kit (B5606) is required. See (Option) Hydraulic Kit for Headers with Upper Cross Auger & Double Draper Drive</p>				
	B5653	DOUBLE DRAPER KIT ³⁶		
1	172471	MOTOR-HYD 2.44 CID	2	
	132759	SEAL KIT		
2	165735	PIN ASSY-DRAPER ROLLER	2	
	132607	BEARING		
	132973	PIN		
	145249	BOLT HH 5/8 NF X 1.0 LG GR5 ZP		
	30441	WASHER – HARDENED FLAT		
3	120845	SEAL -NILOS LSTO STEEL DISK	2	
4	174590	ARM WELDT	2	
5	174695	SUPPORT	1	
6	174697	CLAMP	8	
7	174706	RETAINER -DEFLECTOR	1	
8	174707	DEFLECTOR -RUBBER	1	
9	174708	HOSE -HYD	1	
10	174709	HOSE-HYD	4	
11	50022	CLAMP -INSULATED 15/16 INCH	4	
12	135443	FASTENER-CINCH STRAP 4" LG	8	
13	101000	FITTING -REUSABLE HOSE END	1	
14	174710	FITTING -REUSABLE HOSE END	4	
15	21843	FITTING -ELBOW 90°HYD	4	
16	30556	FITTING -ELBOW 90°HYD	5	
17	30557	FITTING -ELBOW 90°HYD	2	
18	135434	FITTING-ELBOW 45°SWIVEL SAE	1	
19	30695	FITTING -CONNECTOR HYD	2	
20	30873	FITTING -HYD TEE	2	
21	30875	FITTING -ELBOW 45°HYD	4	
22	50104	FITTING -ELBOW 90°HYD	2	
23	135345	HOSE-HYD	1	

36. Kits available through Whole Goods only

(OPTION) DOUBLE DRAPER DRIVE



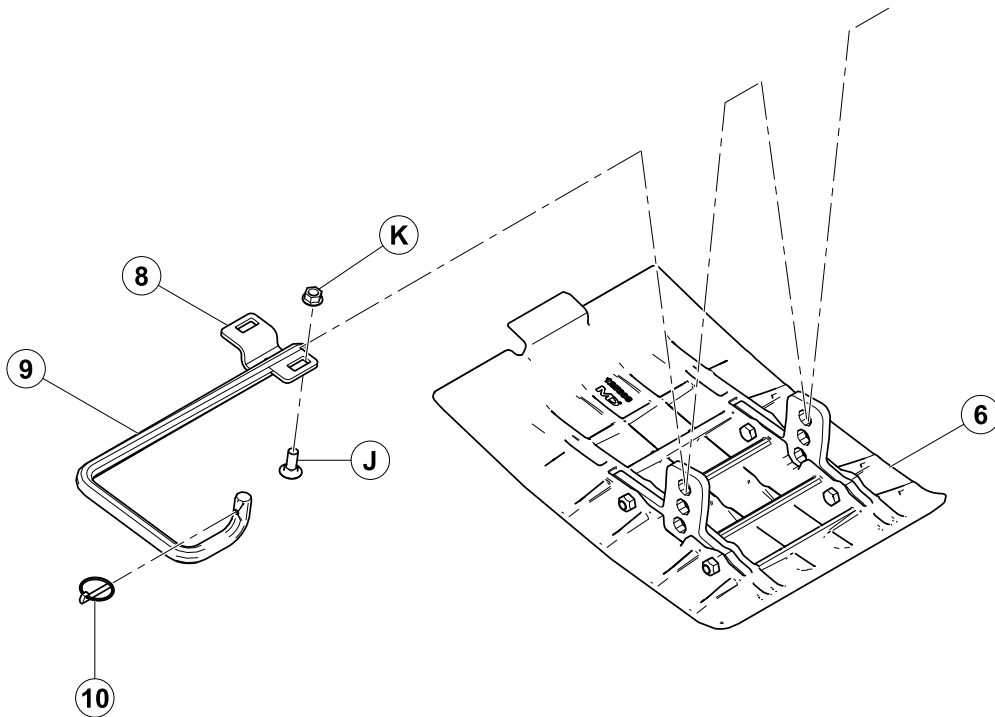
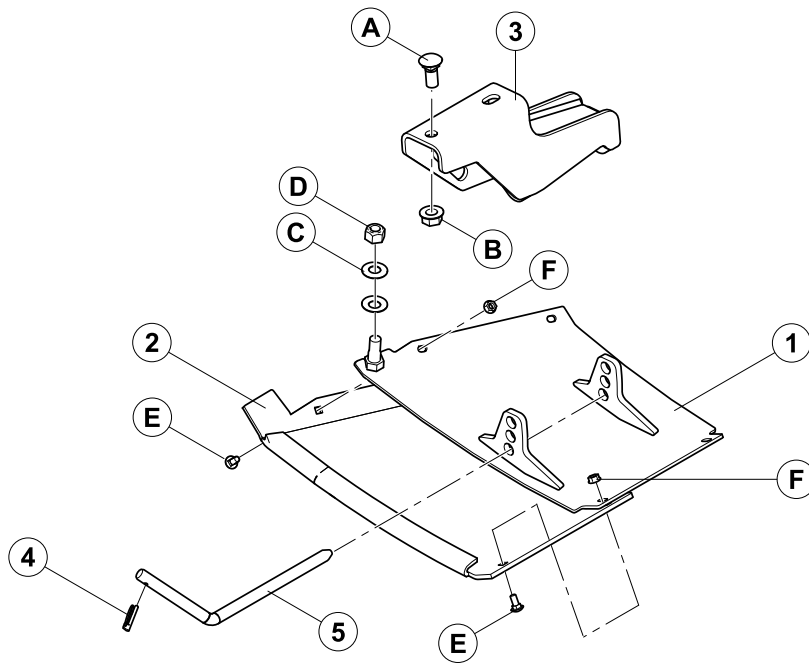
1001031

(OPTION) DOUBLE DRAPER DRIVE

Ref	Part Number	Description	Qty	Serial Number
A	30441	WASHER -HARDENED	2	
B	145249	BOLT -HH 5/8 NF X 1.0 LG GR5 ZP	2	
C	172259	BOLT -SHOULDER .375-16UNC	8	
D	120639	BOLT-RHSN SPECIAL 7/16 NC X 1.75 LG GR 5 ZP	2	
E	30669	NUT -CSK CENTER LOCK#12 -24 NC	4	
F	30228	NUT -FLANGE DT SMOOTH FACE 0.375-16UNC	10	
G	30696	SCREW -BUTTON HD RIB NK #12-24 NC X 0.67 IN. LG.	4	
H	135157	SCREW -MACHINE	2	
J	132451	SCREW-SET HEX SOCKET KNURL CUP PT 3/8 NC X 3/8 LG	4	

(OPTION) SKID SHOES – END & CENTER

32 (Option) Skid Shoes – End & Center

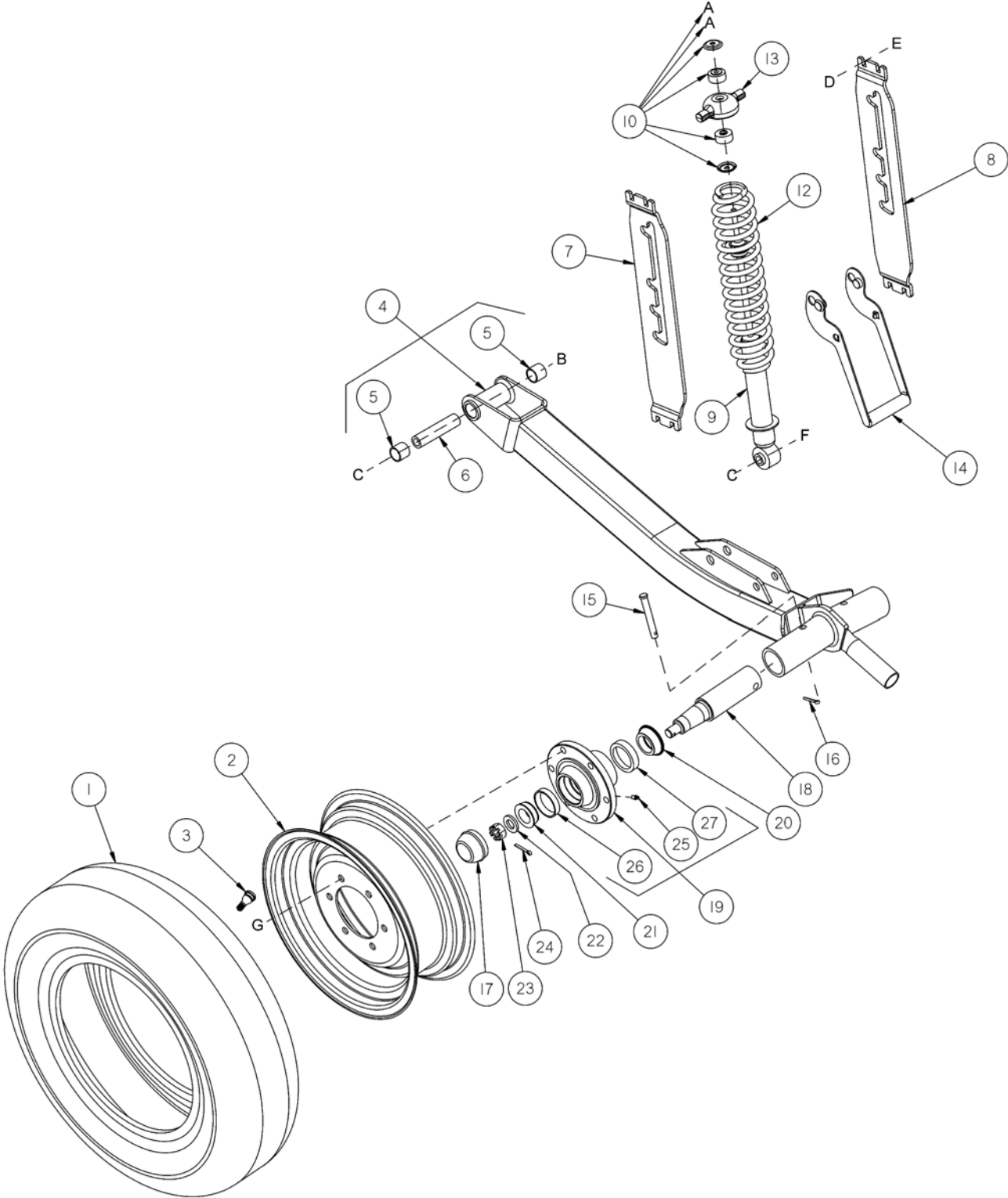


(OPTION) SKID SHOES – END & CENTER

Ref	Part Number	Description	Qty	Serial Number
	B4963	OUTER SKID SHOE		
	B5615	INNER SKID SHOE		
1	172133	SHOE-LH, WELDT	1	
	172134	SHOE-RH, WELDT	1	
2	165188	SHOE-LH PLASTIC WEAR	1	
	165386	SHOE-RH PLASTIC WEAR	1	
3	165727	SUPPORT-OUTER SHOE WELDT	2	
4	50193	PIN - LYNCH	2	
5	165722	ROD-ENGAGING	2	
6	125800	ASSY — SHOE CENTER	2	
8	165429	BRACKET-SHOE SUPPORT	4	
9	165168	ROD-ENGAGING LH	1	
	165588	ROD-ENGAGING RH	1	
10	50193	PIN - LYNCH	2	
A	21281	BOLT - RHSN 5/16 NC X 0.75 GR 5 ZP		
B	21403	NUT - FLG (SERR FACE) 5/16 NC GR 5 ZP		
C	135448	WASHER - BELLEVILLE		
D	18666	NUT-HEX LOCK DT 5/8-11 UNC ZP		
E	18523	BOLT - RHSN 5/8 NC X 1.5 GR 5 ZP		
F	50225	NUT - FLANGE DT SMOOTH FACE .625-11UNC		
J	19965	BOLT - RHSN 3/8 NC X 1.0 GR 5 ZP		
K	30228	NUT - FLANGE DT SMOOTH FACE 0.375-16UNC		

(OPTION) STABILIZER WHEELS

33 (Option) Stabilizer Wheels



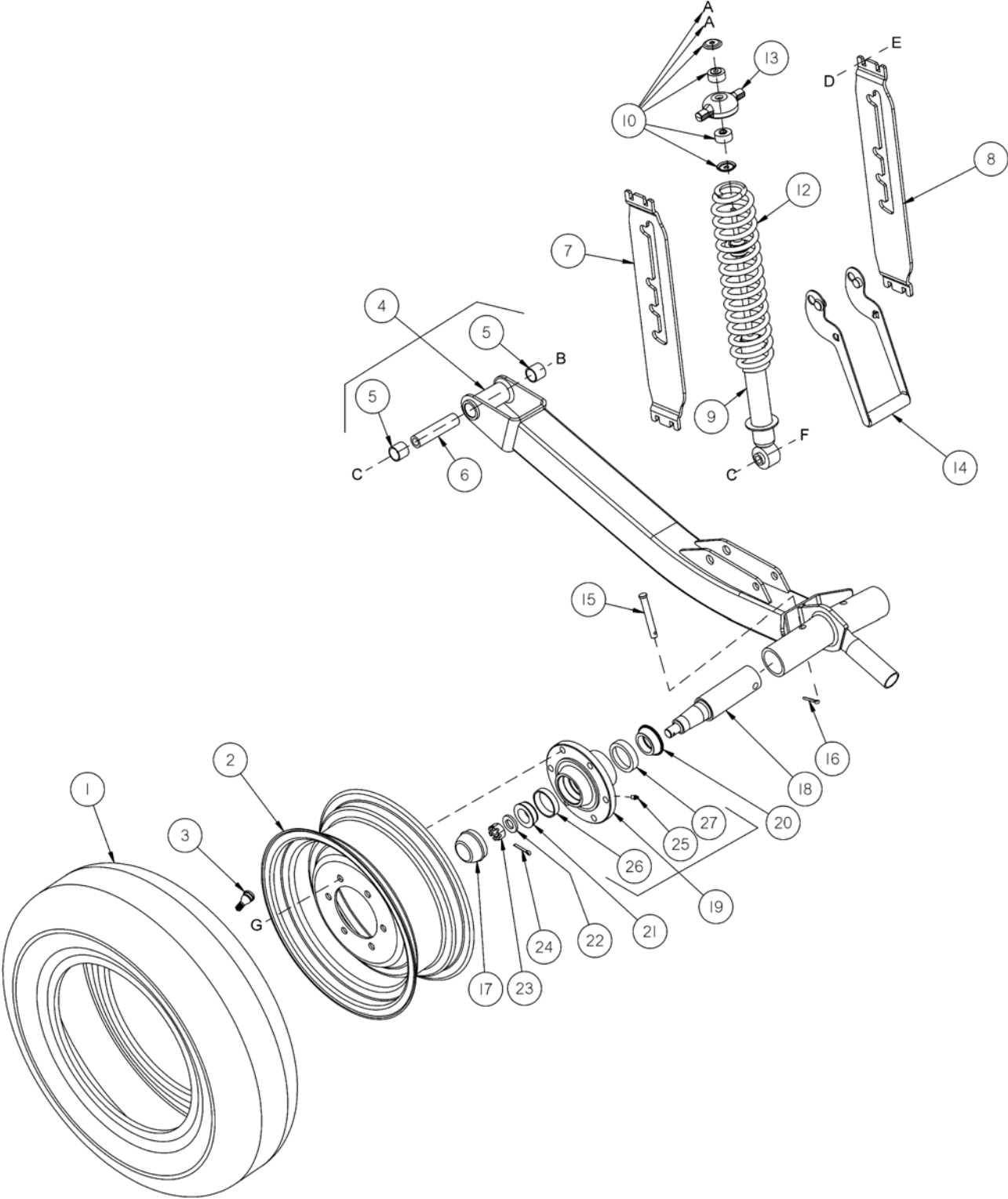
1000319

(OPTION) STABILIZER WHEELS

Ref	Part Number	Description	Qty	Serial Number
	C1986	Stabilizer Wheels (30', 35' 40, 45' Only) ³⁷		
1	193031	TIRE - ST205/75 R15 STEEL BELTED RADIAL	2	
2	144531	WHEEL 15 X 6 LB	2	
3	21153	STEM-TIRE VALVE ASSEMBLY #TR-415	2	
4	144860	TUBE-AXLE C/W BUSHINGS	2	
5	133992	BUSHING-COMPOSITE	4	
6	144880	SPACER	2	
7	193214	SUPPORT - LH	2	
8	193215	SUPPORT - RH	2	
9	144934	SHOCK – TENNECO	2	
10	174922	KIT – SHOCK MOUNTING	2	
12	144935	SPRING-COMPRESSION	2	
13	144966	CASTING - SPRING CAP	2	
14	144899	HANDLE WELDT	2	
15	101007	PIN – CLEVIS	2	
16	18648	PIN-COTTER 3/16 DIA X 1.25 ZP	2	
17	30520	CAP – DUST	2	
18	144378	SPINDLE	2	
19	41982	HUB-C/W BEARING CUPS items 26 & 27 and fitting item 25	2	
20	30517	BEARING - CONE C/W SEAL	2	
21	21376	BEARING - CONE ROLLER (NO SEAL)	2	
22	21540	WASHER – HARDENED	2	
23	5512	NUT-HEX SLOTTED .750-16UNF ZN PL	2	
24	18648	PIN-COTTER 3/16 DIA X 1.25 ZP	2	
25	50174	FITTING – lube, drive type for CTD hub	2	
	21887	FITTING – lube, 1/8 NPT for Armstrong hub	2	
26	7900	CUP – roller bearing	2	
27	30516	CUP – roller bearing	2	

37. Kit available through Whole Goods only

(OPTION) STABILIZER WHEELS



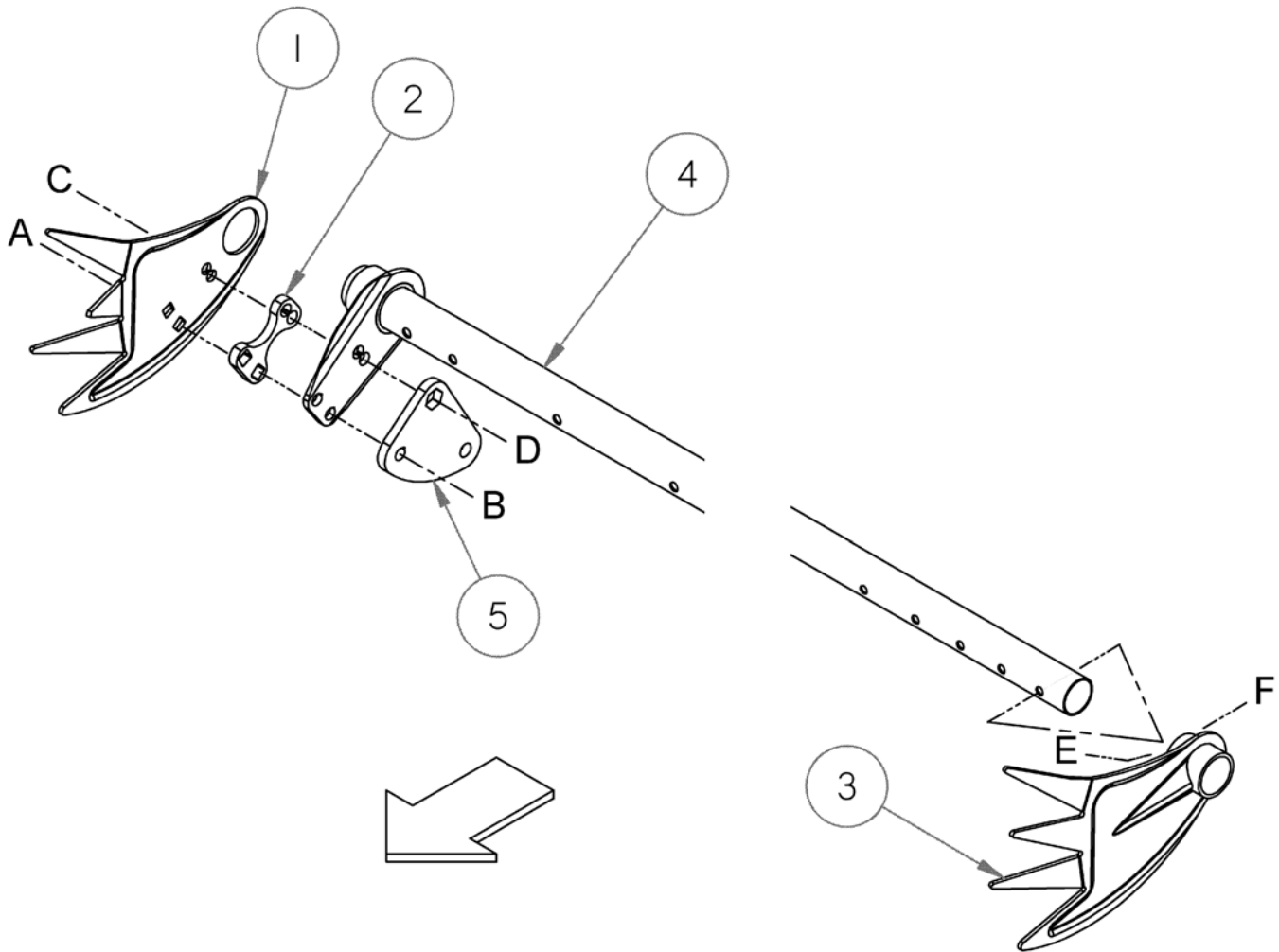
1000319

(OPTION) STABILIZER WHEELS

Ref	Part Number	Description	Qty	Serial Number
A	18866	NUT - HEX 3/8 - 24 UNF GR 5 ZP		
B	21577	BOLT - HH 5/8 NC X 6.5 LG GR 5 ZP		
C	50225	NUT - FLANGE DT SMOOTH FACE 5/8 - 11 UNC		
D	21863	BOLT-RHSSN 3/8 NC X 0.75 LG GR 5 ZP		
E	30228	NUT - FLANGE DT SMOOTH FACE 3/8-16 UNC		
F	21583	BOLT - HH 5/8 NC X 3.0 LG GR5 ZP		
G	18916	BOLT - 90° WHEEL 9/16 NF X 1.75 OL		

(OPTION) PICK-UP REEL END FINGER KIT

34 (Option) Pick-up Reel End Finger Kit



1000315

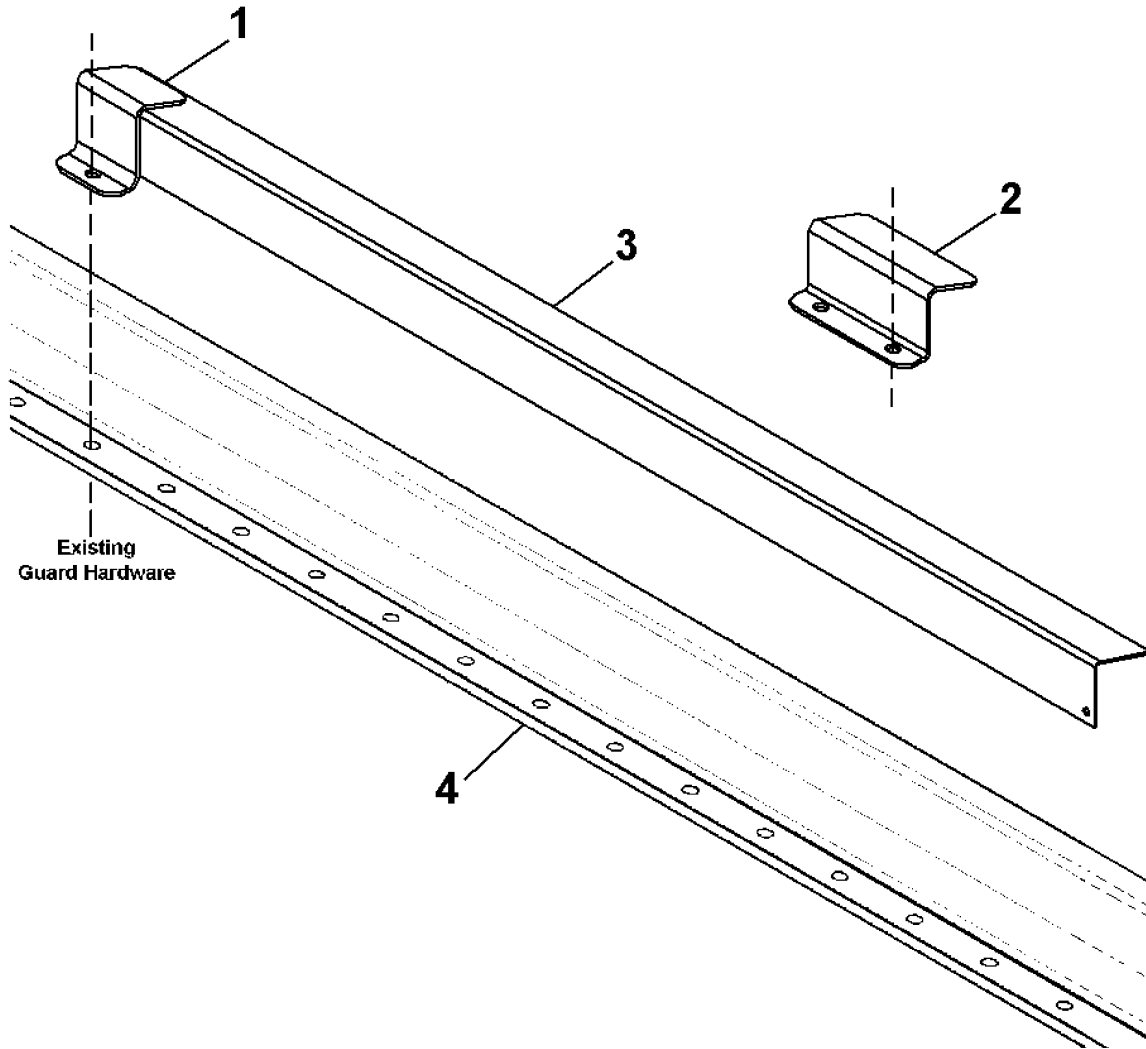
(OPTION) PICK-UP REEL END FINGER KIT

Ref	Part Number	Description	Qty	Serial Number
	B4831	LODGED CROP REEL FINGERS KIT ³⁸		
1	137794	FINGER – lodged crop, cam end	3	
2	137795	SHIM – lodged crop finger	3	
3	137924	FINGER – lodged crop, tail end	3	
4	REF	TINE TUBE – See Pick-Up Reel		
5	REF	ARM – crank, see Pick-Up reel		
A	30515	BOLT – round head, square neck, ½ NC x 1 ¾, gr. 5		
B	50186	NUT – lock, smooth flange, ½ NC distorted thread		
C	30368	BOLT – flange head, ½ NC x 1 ¼, gr. 5		
D	21383	NUT – serrated flange lock, ½ NC		
E	21102	BOLT – hex head, 3/8 NC x 2 ½, gr. 5		
F	30228	NUT – lock, smooth flange, 3/8 NC, distorted thread		

38. Kit available through Whole Goods only

(OPTION) ROCK RETARDER KIT

35 (Option) Rock Retarder kit



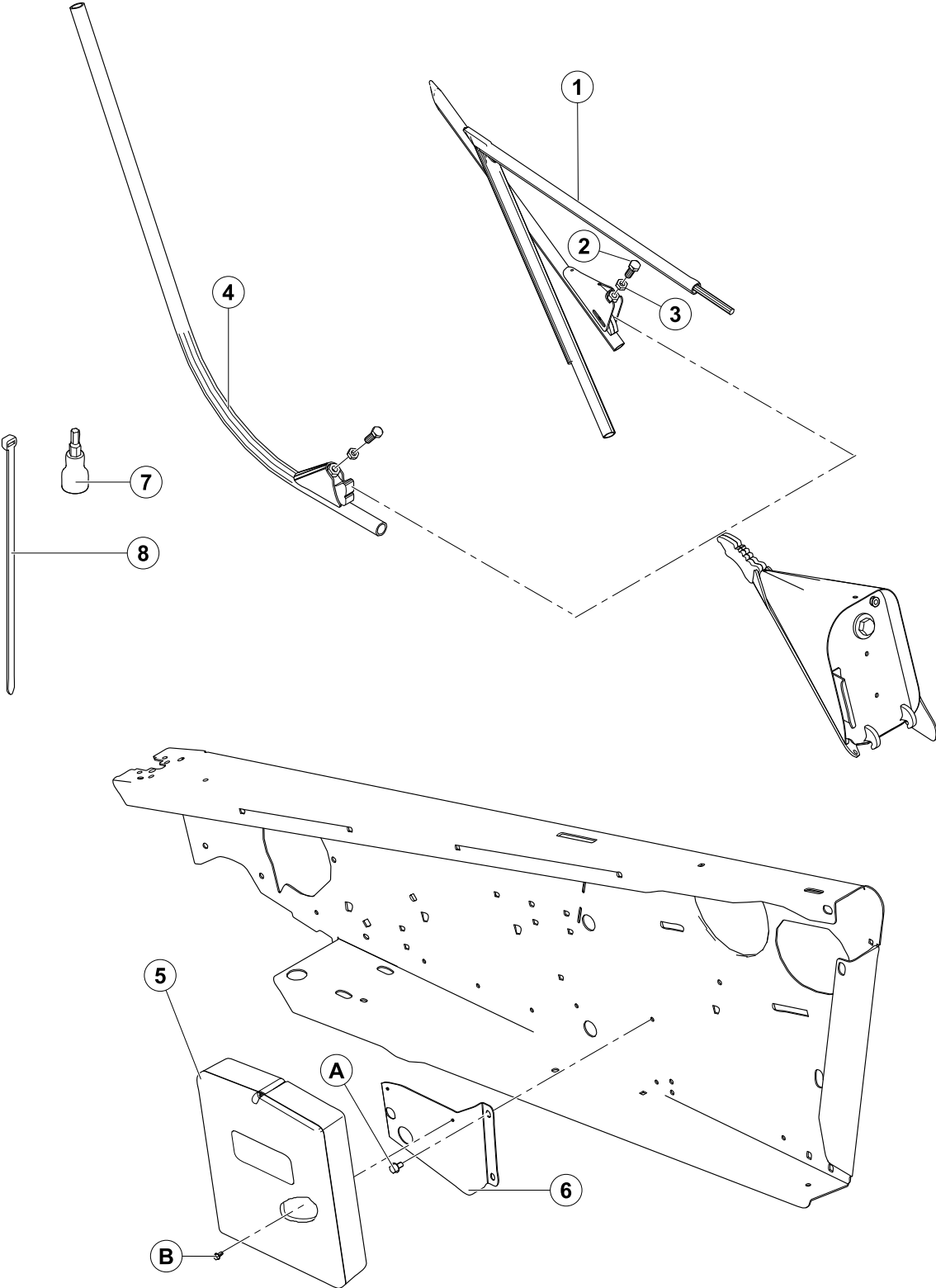
(OPTION) ROCK RETARDER KIT

Ref	Part Number	Description	Qty		Serial Number
			30'-35'	40'-45'	
	B5084	ROCK RETARDER – 30'-35' Headers ³⁹			
	B5085	ROCK RETARDER – 40'-45' Headers ³⁹			
1	129577	SUPPORT – rock retarder clamp	32	40	
2	129578	SUPPORT – rock retarder clamp, (used at flex joint)	2	2	
3	129581	SUPPORT – rock retarder, 990 mm long	3	3	
	129582	SUPPORT – rock retarder, 913 mm long	4	4	
	129584	SUPPORT – rock retarder, 762 mm long	2	6	
	129589	SUPPORT – rock retarder, 1066 mm long	2	2	
4	REF	CUTTERBAR	1		

39. Kits available through Whole Goods only

(OPTION) RICE DIVIDER CONES & RODS

36 (Option) Rice Divider Cones & Rods



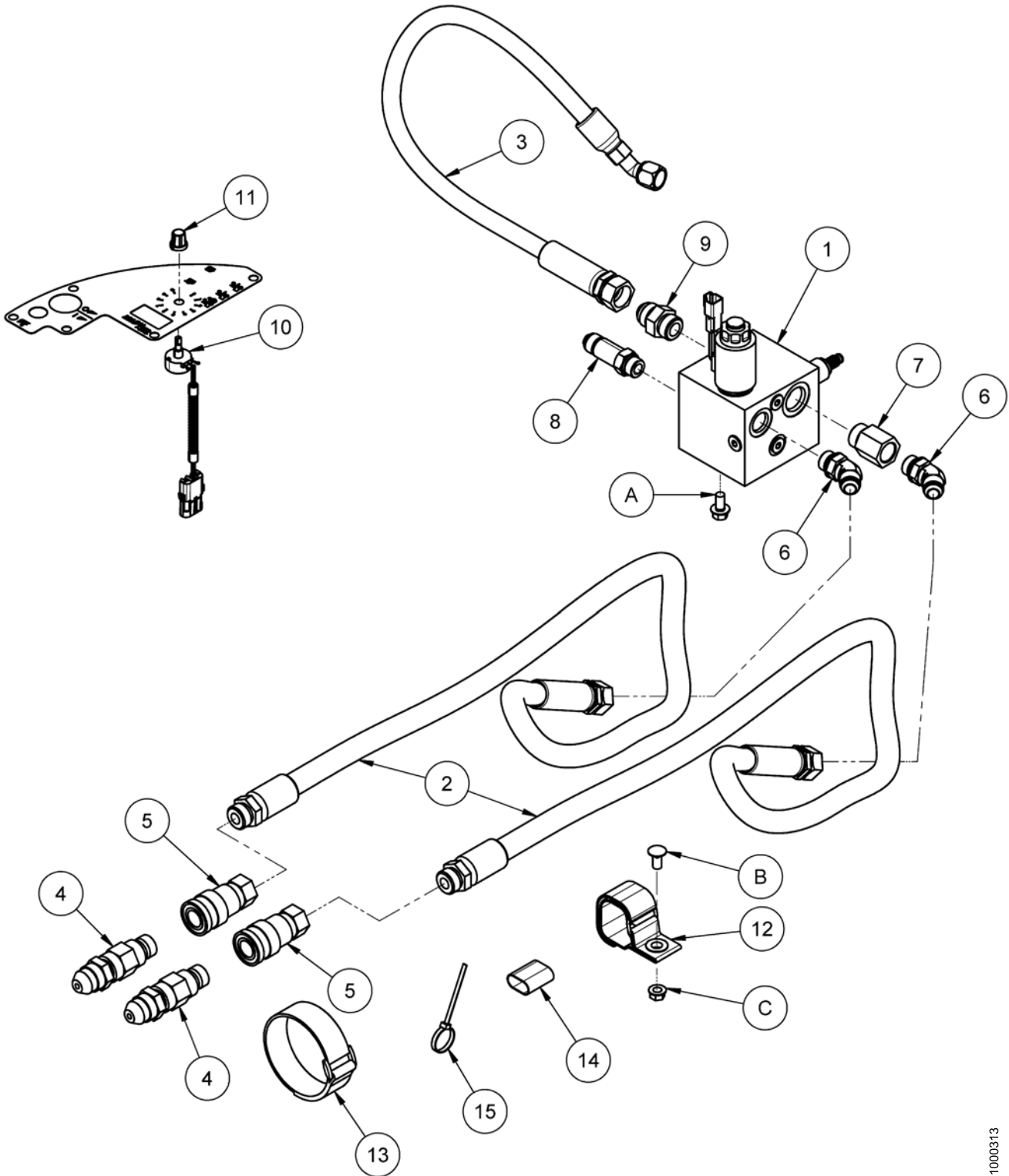
(OPTION) RICE DIVIDER CONES & RODS

Ref	Part Number	Description	Qty	Serial Number
	B5608	RICE DIVIDER CONES KIT ⁴⁰		
1	123681	DIVIDER- RICE LH TUBE WELDT (Rice, Rod Kit only)	1	
	123682	DIVIDER- RICE RH TUBE WELDT (Rice, Rod Kit only)	1	
2	172875	SET SCREW (Rice, Rod Kit only)	2	
3	21056	NUT- HEX JAM 1/2-13 UNC GR 5 ZP (Rice, Rod Kit only)	2	
4	120127	DIVIDER-TUBE WELDT (STD, Rice only)	2	
5	220107	CASE-MANUALS (Std, Rice, Rod Kit only)	1	
6	123895	SUPPORT - MANUAL CASE (Std, Rice, Rod Kit only)	1	
7	164009	SOCKET - TORX PLUS IP 27 (Std, Rice, Rod Kit only)	1	
8	21763	FASTENER - CABLE TIE BLACK (Std, Rice, Rod Kit only)	1	
	30530	SEALANT-BLACK SILICONE (Std, Rice, Rod Kit only)	6ml	
A	21055	SCREW-SELF TAP HEX WASH HD 1/4 NC X 1/2		
B	101898	SCREW - HEX WASH HD THD ROLLING 3/8 NC X 5/8		

40. Kits available through Whole Goods only

(OPTION) HYDRAULIC KIT FOR HEADERS WITH UPPER CROSS
AUGER & DOUBLE DRAPER DRIVE

37 (Option) Hydraulic Kit for Headers with Upper Cross Auger
& Double Draper Drive



1000313

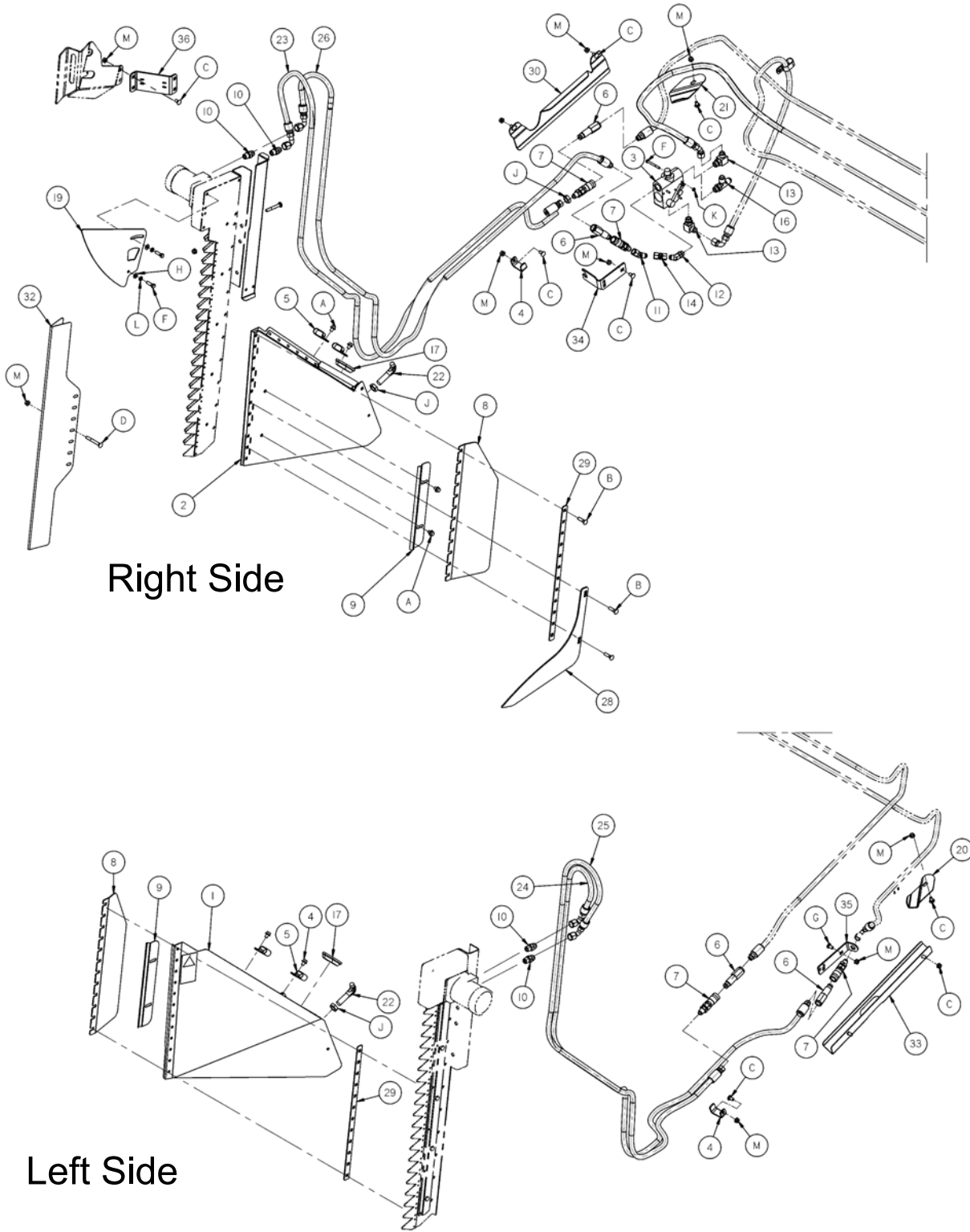
**(OPTION) HYDRAULIC KIT FOR HEADERS WITH UPPER CROSS
AUGER & DOUBLE DRAPER DRIVE**

Ref	Part Number	Description	Qty	Serial Number
	B5606	HYDRAULIC KIT – Headers with Upper Cross Auger & Double Draper Drive ⁴¹		
1	139508	MANIFOLD-DRIVE	1	
2	220090	HOSE – HYDRAULIC	2	
3	144807	HOSE – HYDRAULIC	1	
4	135236	COUPLING - MALE HYD. 1/2 IN. FLAT FACE BULKHEAD	2	
5	135474	COUPLER - HYDRAULIC, 1/2 IN FEMALE FF	2	
6	50103	FITTING - ELBOW 45° HYD CW O – RING	2	
7	135660	FITTING - ADAPTER HYD	1	
8	135848	FITTING - ADAPTER LONG	1	
9	21830	FITTING - CONNECTOR HYD	1	
10	109718	GAUGE - POTENTIOMETER C/W HARDWARE	1	
11	138691	KNOB - SPEED CONTROL	1	
12	163598	STRAP-VELCRO, HANGING	3	
13	135981	FASTENER - VELCRO STRAP 305 MM	2	
14	135443	FASTENER - CINCH STRAP 4" LG	4	
15	40702	FASTENER - CABLE TIE RED	2	
A	21821	BOLT - HH FLG (SERR FACE) 3/8 NC X 3/4, gr 5 ZP		
B	21863	BOLT - RHSSN 3/8 NC X 3/4, gr 5 ZP		
C	30228	NUT - FLANGE DT SMOOTH FACE 3/8 - 16 UNC		

41. Kits available through Whole Goods only

(OPTION) VERTICAL KNIFE

38 (Option) Vertical Knife



Right Side

Left Side

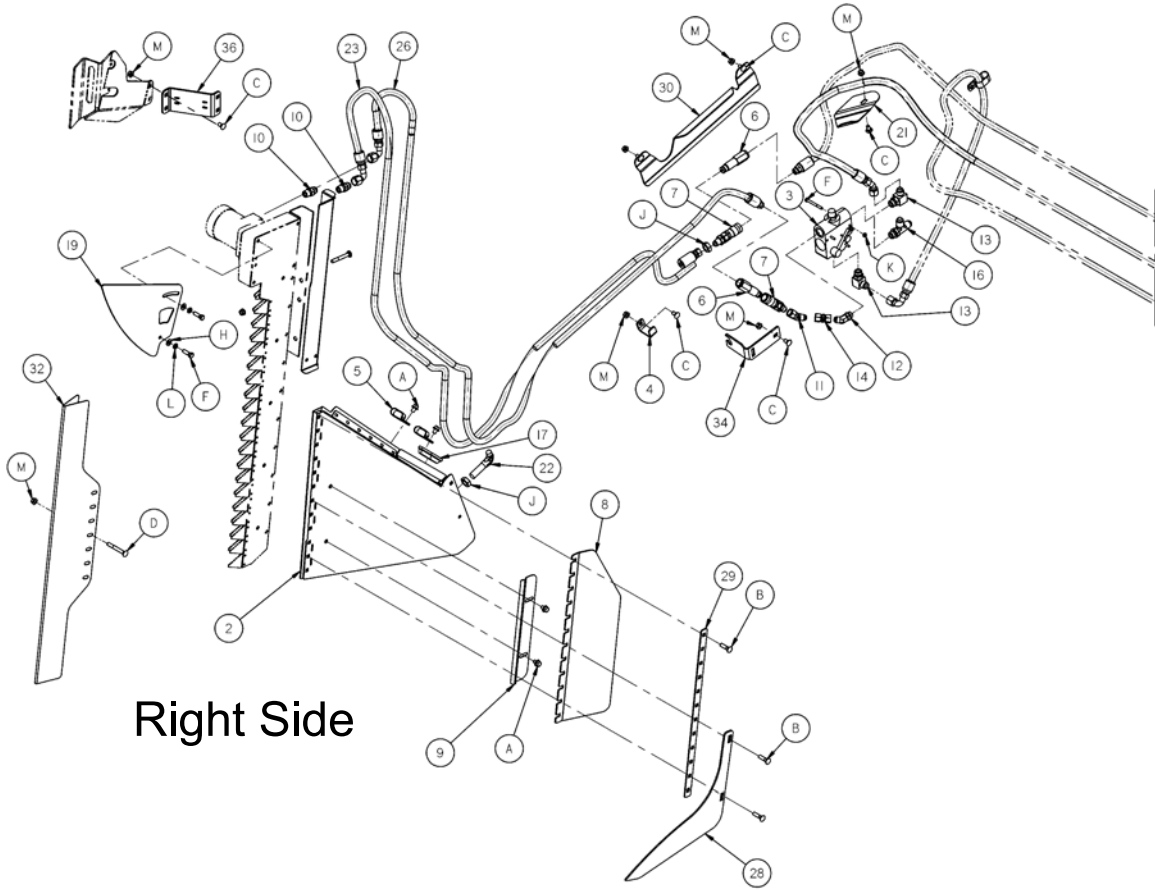
1000312

(OPTION) VERTICAL KNIFE

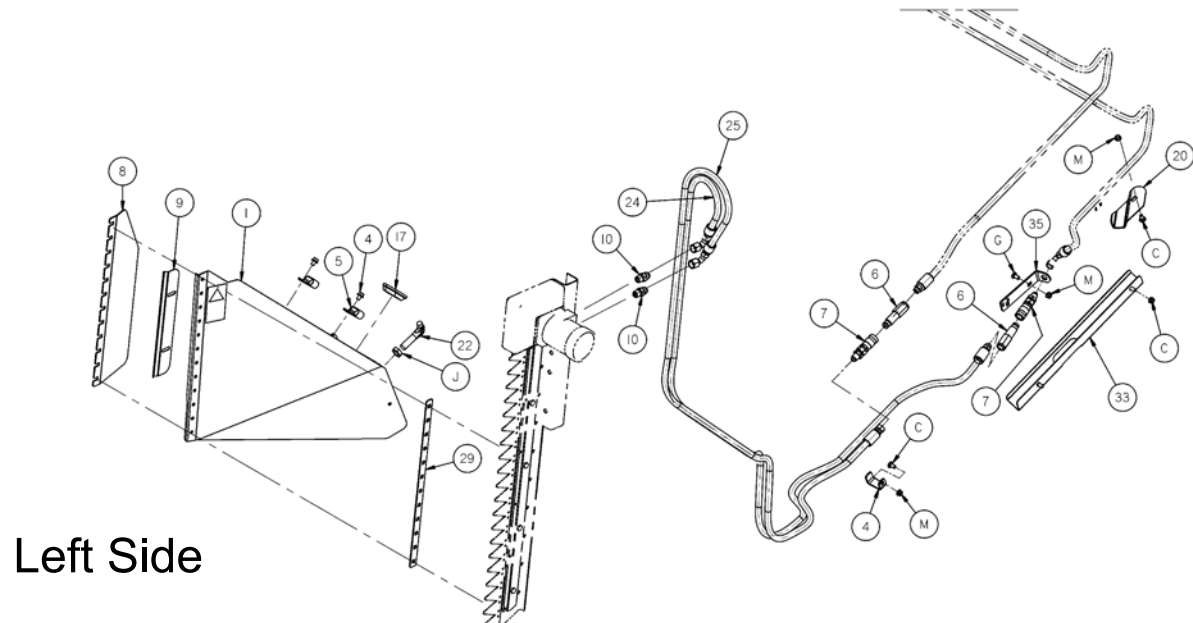
Ref	Part Number	Description	Qty			Serial Number
			B5757	B5758	B5406	
	B5757	VERTICAL KNIFE MOUNT- LH ⁴²	1			
	B5758	VERTICAL KNIFE MOUNT - RH ⁴²		1		
	B5406	VERTICAL KNIFE PLUMBING KIT ⁴²			1	
1	220716	VERT. KNIFE SUPPORT-LH C/W DECAL	1	-	-	
2	220723	VERT. KNIFE SUPPORT-RH C/W DECAL	-	1	-	
3	174422	VALVE	-	1	1	
	30054	SEAL KIT				
4	132418	CLAMP - HOSE VERTICAL KNIFE	1	2	3	
5	103738	CLAMP - PVC INSULATED 13/16 " TUBE SIZE	2	3	-	
6	135386	COUPLER - MALE HYD. 3/8" FLAT FACE	2	2	2	
7	135213	COUPLING - FEMALE HYD. 3/8 FLAT FACE	2	2	2	
8	174321	DEFLECTOR - PLASTIC VERTICAL KNIFE	1	1	-	
9	174242	DEFLECTOR - VERTICAL KNIFE	1	1	-	
10	21746	FITTING - CONNECTOR HYD	2	2	4	
11	135685	FITTING - ELBOW 45° HYD	-	1	1	
12	135241	FITTING - ELBOW 45° HYD CW O-RING	-	1	1	
13	21843	FITTING - ELBOW 90° HYD	1	1	2	
14	135540	FITTING - FEMALE UNION HYD	-	1	1	
15	30551	FITTING - TEE HYD	1	0	1	
16	50019	FITTING - TEE HYD CW O-RING	-	1	1	
17	165103	GROMMET	1	1	-	
19	174238	GUIDE - TOP VERTICAL KNIFE	1	1	-	
20	174513	HOLDER-HOSE VERTICAL KNIFE – LH	1	-	1	
21	174514	HOLDER-HOSE VERTICAL KNIFE – RH	-	1	1	
22	132773	HOOK - DIVIDER LATCH	1	1	-	
	174324	SPACER	1	1	2	
23	174547	HOSE - RH VERTICAL KNIFE RETURN	-	1	-	
24	174263	HOSE - VERTICAL KNIFE LH PRESSURE	1	-	-	
25	174585	HOSE - VERTICAL KNIFE LH RETURN	1	-	-	
26	174262	HOSE - VERTICAL KNIFE RH – PRESSURE	-	1	-	
27	174243	LEVER – SAFETY	1	1	2	

42. Kits available through Whole Goods only

(OPTION) VERTICAL KNIFE



Right Side



Left Side

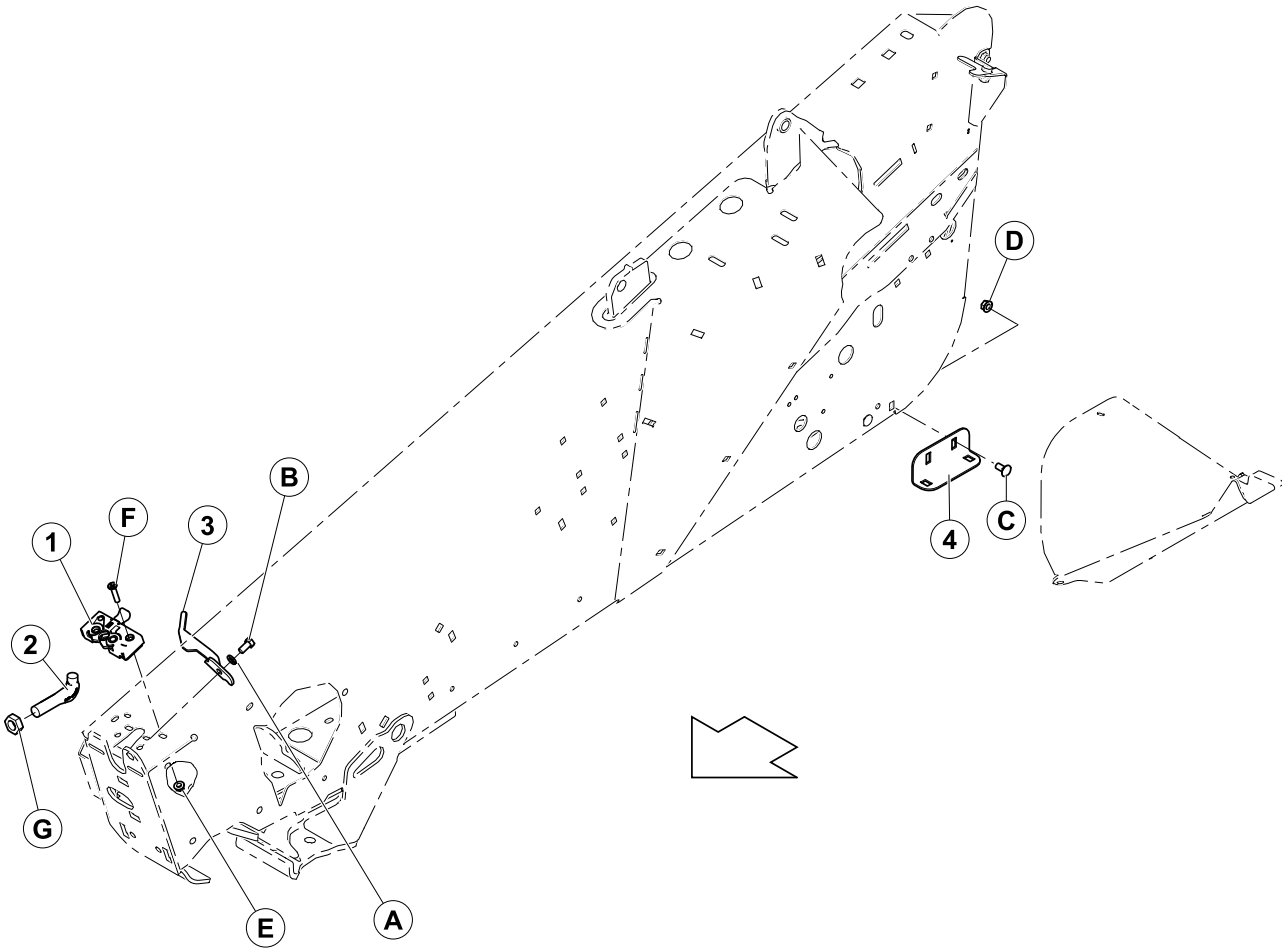
1000312

(OPTION) VERTICAL KNIFE

Ref	Part Number	Description	Qty			Serial Number
			B5757	B5758	B5406	
28	220197	LIFTER - VERTICAL KNIFE	1	1	-	
29	174240	RETAINER - DEFLECTOR VERTICAL KNIFE	1	1	-	
30	125229	GUIDE - RH HOSES - VERTICAL KNIFE	-	1	1	
31	174318	SHIELD - HOSES RH VERTICAL KNIFE	-	1	-	
	174322	SHIELD - HOSES LH VERTICAL KNIFE	1	-	-	
32	165380	SHIELD - VERTICAL KNIFE	1	1	-	
33	174586	SUPPORT WELDMENT LH VERTICAL KNIFE	1	-	1	
34	174521	SUPPORT - COUPLER	-	1	1	
35	174538	SUPPORT - HOSE LH VERTICAL KNIFE	1	-	1	
36	174883	SUPPORT - LAMP, VERTICAL KNIFE KIT	-	1	-	
A	30693	BOLT - FLANGE 3/8 - 16 UNC X 1/2				
B	21484	BOLT - RHSN 3/8 NC X 1.5 LG GR 5 ZP				
C	21472	BOLT - RHSN 3/8 NC X 3/4 GR 5 ZP				
D	30307	BOLT - RHSN 3/8 NC X 3.0 LG GR 5 ZP				
E	21854	BOLT-HH 1/4 NC X 2.5 LG GR 5 ZP				
F	21264	BOLT-HH 3/8 NC X 1.25 LG GR 5 ZP				
G	21863	BOLT-RHSSN 3/8 NC X 3/4 GR 5 ZP				
H	18598	WASHER - FLAT 13/32 ID X 13/16 IN OD ZP				
J	7674	NUT- HEX JAM 3/4 -16 UNF GR 5 ZP				
K	18724	NUT-HEX LOCK DT 1/4-20 UNC ZP				
L	18637	WASHER - REG. LOCK 3/8 IN. NOM. ID ZP				
M	30228	NUT - FLANGE DT 3/8 - 16 UNC				

(OPTION) DIVIDER LATCHES

39 (Option) Divider Latches

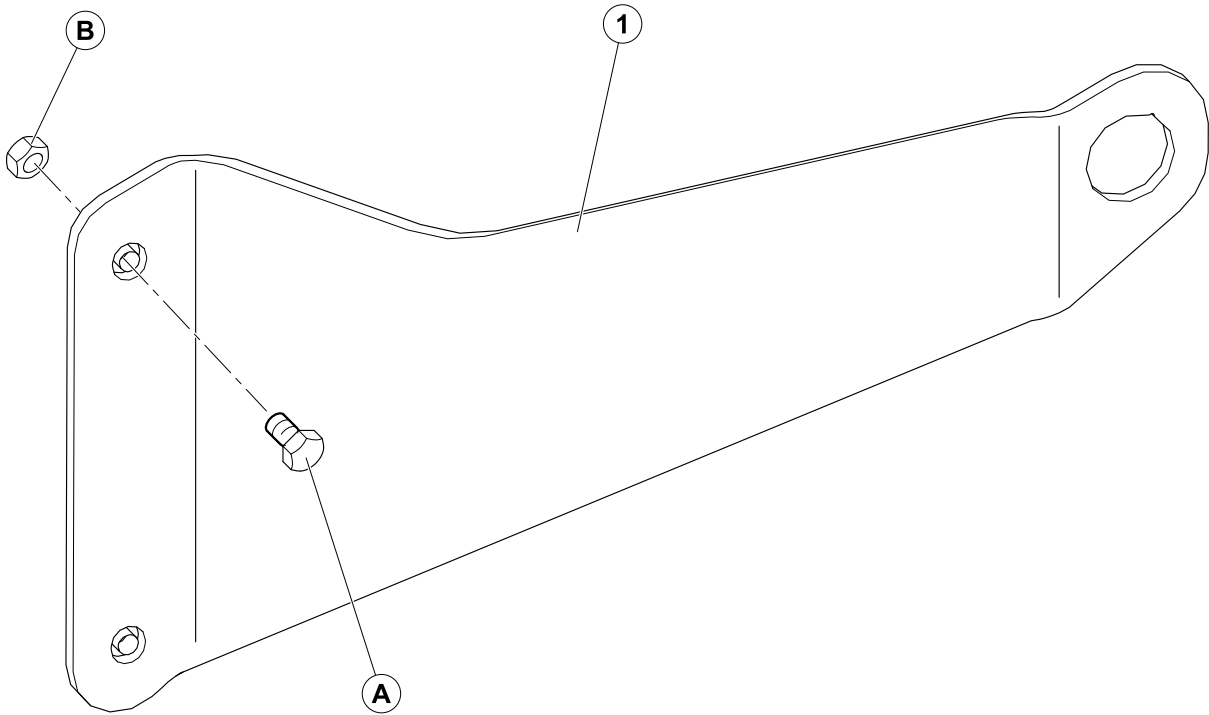


(OPTION) DIVIDER LATCHES

Ref	Part Number	Description	Qty	Serial Number
1	120933	LATCH-RH	1	
	120932	LATCH-LH	1	
2	132773	HOOK - DIVIDER LATCH	2	
3	132253	LATCH-RH, DIVIDER SAFETY	1	
	132248	LATCH-LH, DIVIDER SAFETY	1	
4	132403	ANGLE-DIVIDER, STORAGE	2	
A	18637	WASHER - REG. LOCK 3/8 IN. NOM. ID ZP		
B	21567	BOLT -HEX HD .375-16UNC X 0.75 LG		
C	21863	BOLT-RHSSN 3/8 NC X 0.75 LG GR 5 ZP		
D	30228	NUT - FLANGE DT SMOOTH FACE 0.375-16UNC		
E	30280	NUT - FLG SIDE LK SMTH FACE 5/16 NC GR 5 ZP		
F	30504	SCREW - FLAT CSK MACH 5/16 NC X 1 1/2 LG GR 5 ZP		
G	7674	NUT- HEX JAM 3/4 -16 UNF GR 5 ZP		

(OPTION) SHORT BRACE KIT

40 (Option) Short Brace Kit



(OPTION) SHORT BRACE KIT

Ref	Part Number	Description	Qty	Serial Number
	B5605	SHORT BRACE KIT, CENTER REEL ARM		
1	164800	BRACE SHORT RH	1	
	164825	BRACE SHORT LH	1	
A	21575	BOLT - HH 1/2 NC X 1.0 LG GR 5 ZP	2	
B	50186	NUT - FLANGE LOCK SM FACE DT 0.500-13UNC GR5	2	

Index

019634	90	113221	8
021863	90	113222	16
030228	90	113229	28
040628	90	113420	50
050186	90	113435	56, 62
050225	90	113482	76
100456	90	113536	92
100500	8, 16	113561	92
100532	28, 36	113566	88
100706	36	113586	20, 22
100707	36	113799	4
100708	36	113937	16
100709	36	114233	56
100710	36	115145	76
100712	36	115146	76
100714	36	115147	76
100715	36	115670	16
100716	36	117015	4, 86
100717	36	118137	88
100718	36	118154	12, 14
100719	36	118193	12, 14
100720	36	118239	92
100721	36	118301	12, 14
100722	36	118302	12, 14
100723	36	118344	12, 14
100726	36	118345	12, 14
101000	100	118346	12
101007	80, 106	118347	12
101897	90	118351	12
101898	4, 10, 12, 14, 44, 56, 62, 86, 114	118489	16
102264	2	118491	16
102509	28	118492	16
102629	36	118496	16
102630	36	118499	12, 14
102636	10, 66, 84	120009	40
103096	36	120023	2
103361	10	120058	38
103562	14, 86	120127	2, 114
103565	36	120140	28
103738	56, 98, 118	120141	28
103879	62	120194	28
105066	50	120200	2
105069	56	120462	40
105135	50	120480	14
105136	50, 52, 90	120558	12, 14
105137	12	120639	12, 14, 102
105141	50	120703	6
109718	116	120845	38, 100
109843	76	120932	122
111221	76	120933	122
113152	36	123517	10
113153	36	123537	8

INDEX

123560	8	125377	32, 34
123599	68	125378	92
123618	70	125379	92
123627	60	125381	92
123628	68	125418	14
123656	2	125421	38
123660	2	125427	74
123661	2	125433	64
123676	70	125435	64
123681	114	125475	2
123682	114	125476	2
123702	70	125530	28
123751	2	125546	44
123752	2	125547	44
123753	6	125564	38
123755	6, 10	125570	76
123756	6, 10	125588	40
123763	78	125589	40
123764	78	125602	38
123765	78	125607	38
123766	78	125670	34
123767	78	125672	34
123768	78	125741	44
123769	78	125742	44
123770	78	125764	28
123773	78	125777	34
123775	78	125780	34
123776	78	125785	64
123777	78	125800	104
123788	10	125808	92
123895	2, 114	125938	2
123950	38	125993	2
123951	38	129297	12, 14
123952	38	129313	76
123953	38	129521	96
123954	38	129522	96
123955	38	129577	112
123956	38	129578	112
123957	38	129581	112
124338	14	129582	112
124344	14	129584	112
124880	16	129589	112
124881	16	13125	80
125145	94	132033	28
125146	94	132246	6
125229	120	132248	122
125236	84	132253	122
125241	64	132254	6
125256	82	132257	6
125294	40	132300	96
125343	74	132303	96
125348	64	132308	96
125363	2	132333	96
125372	74	132336	96

INDEX

132390	2	135632	18
132403	122	135660	116
132404	14	135685	118
132418	118	135704	88
132420	2	135737	64
132451	42, 102	135813	2
132474	64	135815	2
132475	64	135848	116
132476	64	135906	42
132531	40	135923	2
132532	40	135928	4
132607	38, 100	135933	4
132692	40	135945	2
132759	100	135979	76
132772	32	135981	116
132773	118, 122	137092	50
132852	76	137118	50
132867	46	137142	48
132896	16	137146	48
132897	16	137221	54, 60
132900	32	137240	60
132906	6, 12, 14	137277	48
132973	100	137285	48
133992	82, 106	137291	54
135157	42, 52, 98, 102	137293	48
135164	6	137294	48
135193	68, 98	137297	48
135213	118	137315	54, 60
135233	74, 92	137347	54
135234	68	137352	54
135236	116	137354	54
135240	32, 34	137369	54, 60
135241	118	137375	56, 62
135248	90	137415	48
135315	6, 12, 14	137416	48
135340	4	137451	60
135341	86	137456	60
135345	100	137476	54, 60
135369	4, 10	137503	56
135372	32, 34, 46	137506	48
135386	118	137515	54
135404	92	137519	50
135434	100	137523	48
135443	68, 98, 100, 116	137529	48
135444	68, 98	137532	50
135448	104	137535	48
135464	10, 86	137536	48
135474	116	137539	48
135540	118	137543	48
135579	4	137568	48
135623	90	137569	48
135626	18	137570	48
135628	18	137571	48
135630	18	137626	54, 60

INDEX

137627	50	144860	106
137691	56	144873	80
137702	56	144880	82, 106
137721	54	144899	82, 106
137727	10, 42, 98	144934	82, 106
137753	54, 60	144935	106
137754	50	144956	82
137794	110	144962	82
137795	110	144966	82, 106
137825	56	144968	80
137826	56	144971	80
137827	56	144976	80
137924	110	144989	82
137948	48	144990	82
137949	48	144991	82
137968	50	145106	38
137969	50	145122	38
137971	50	145148	38
137980	48	145237	64
137983	48	145249	42, 100, 102
138086	92	145345	38
138087	92	145357	38
138150	74	145361	42
138691	116	145386	64
139003	36	145395	64
139508	116	145428	38
139630	74, 92	145461	64
139631	92	145492	8
139632	92	145548	38
139633	92	145593	38
140250	60	145656	64
143088	54	145706	28
144091	82	145840	40
144321	84	151551	12, 14
144324	82	156213	94
144347	88	156501	82
144374	80	158217	76
144376	82	158278	2
144378	80, 106	16010	82, 88
144409	84	16235	60, 66
144415	84, 88	16266	82
144425	80	163598	116
144433	84	164009	114
144471	80	164061	54, 60
144505	82	164072	54
144531	80, 106	164126	54
144538	92	164138	56
144577	80	164143	54
144724	80	164213	54, 60
144739	80	164214	54, 60
144741	80	164215	60
144742	80	164216	60
144743	82	164570	54, 60
144807	116	164615	54, 60

INDEX

164750	54	165727	104
164754	52	165734	64
164773	64	165735	38, 100
164780	62	165738	8
164781	62	165739	8
164800	124	165993	76
164815	54	16681	54, 60
164817	54	170388	16
164821	60	170390	16
164825	124	171068	92
164855	56	172007	8
164858	56	172008	8
164885	56	172067	28
164887	60	172133	104
164894	48	172134	104
164895	48	172195	40
164900	54	172196	40
164914	60	172232	98
164920	60	172259	4, 42, 102
164930	60	172340	96
164933	56, 62	172471	100
164934	62	172480	8
164945	60	172507	96
164947	56	172511	96
164948	56	172664	64
164953	60	172758	70
164958	52	172826	8
164965	52	172830	8
164986	56	172831	8
165103	118	172875	114
165168	104	172877	74
165188	104	172896	8
165209	12	172922	64
165218	76	172924	6
165290	2, 14	172955	50
165294	34	172956	50
165297	34	172957	50
165380	120	172958	50
165386	104	172959	50
165429	104	172960	50
165436	96	172976	6
165439	96	174010	8
165489	76	174012	8
165490	76	174014	8
165524	76	174035	96
165543	20, 22	174076	98
165544	20, 22	174080	98
165550	76	174081	96
165588	104	174082	96
165590	96	174088	98
165594	6	174097	38
165651	8	174165	18
165652	8	174168	96
165722	104	174176	96

INDEX

174180	98	174837	98
174215	28	174845	16
174217	28	174846	16
174238	118	174847	16
174240	120	174849	48
174242	118	174850	48
174243	118	174852	16
174250	32	174854	16
174251	32	174855	16
174253	34	174856	16
174254	32	174857	16
174256	34	174858	64
174257	32	174883	120
174262	118	174922	82, 106
174263	118	174926	92
174268	28	174992	28
174270	28	184593	42
174299	34	18523	84, 104
174300	34	18590	42
174304	28	18591	10, 62, 74, 84
174318	120	18592	66
174321	118	18593	6
174322	120	18598	42, 120
174391	2	18599	62, 74, 84, 86
174416	8	18600	64, 84
174418	8	18601	6, 84
174422	118	18603	32, 34, 46
174432	76	18604	40
174434	76	18605	62
174436	76	18607	56, 62
174474	76	18609	2, 66
174499	32	18626	64
174513	118	18636	56
174514	118	18637	4, 98, 120, 122
174521	120	18638	56, 62, 94, 98
174538	120	18640	6
174547	118	18648	64, 80, 106
174585	118	18654	4, 12, 14
174586	120	18666	4, 10, 64, 86, 94, 104
174590	100	18669	50
174632	76	18671	8, 54, 60, 80, 96
174676	76	18689	6
174694	38	18697	6, 42, 56, 62, 84, 98
174695	100	18723	4, 92
174697	100	18724	98
174706	100	18725	56, 60
174707	100	18738	62
174708	100	18796	4
174709	100	18866	86, 108
174710	100	188724	120
174714	38	18916	86, 108
174759	8	193008	80
174769	94	193009	82
174808	94	193014	82

INDEX

193016	82	21452	20, 22, 32
193022	82	21455	74, 92
193031	80, 106	21456	56
193034	76	21469	10, 50
193057	80, 88	21471	42
193058	88	21472	4, 12, 14, 68, 92, 120
193059	88	2148	82
193071	80	21484	64, 120
193080	92	21490	98
193115	88	21491	4, 42, 56, 62
193120	88	21540	6, 86, 106
193122	88	21558	6, 90
193147	76	21560	84
193183	88	21561	32, 68
193187	88	21567	4, 58, 122
193188	88	21568	92
193192	88	21573	74, 92
193193	88	21575	6, 42, 56, 62, 94, 98, 124
193202	88	21576	74, 84
193211	86	21577	108
193212	88	21578	86, 98
193214	82, 106	21581	64
193215	82, 106	21583	108
193216	84	21589	62
193217	84	21591	84
19927	80	21594	94
19957	10	21599	66, 84
19965	42, 98, 104	21746	118
19966	42	21763	68, 74, 92, 114
20055	58, 62	21810	96
20077	42, 98	21821	4, 46, 56, 62, 68, 74, 116
20078	68	21843	100, 118
20213	6, 12, 14	21854	98, 120
20312	64	21859	96
20535	32, 42	21863	4, 20, 22, 42, 44, 46, 56, 74, 84, 92, 108, 116, 120, 122
21006	28	21868	84
21010	80	21887	80, 106
21055	4, 86, 90, 114	21941	4, 14, 84
21056	4, 10, 74, 84, 114	21968	56
21066	42, 84	220011	28
21069	34	220012	28
21087	56, 66	220013	28
21102	110	220015	38
21153	80	220018	2
21194	28	220019	2
21218	74	220025	48
21264	6, 10, 120	220084	76
21281	104	220086	54
21354	98	220090	116
21376	80, 106	220099	82
21383	4, 50, 110	220103	12
21403	104	220107	2, 114
21404	88	220114	12, 14
21447	68		

INDEX

220115.....	2, 14	23164	76
220181	38	26671	68
220183	38	29028	82
220184	38	30027	56, 62, 74
220186	118	30054	118
220187	6	30209	62, 66
220197	120	30228	4, 6, 10, 12, 14, 42, 44, 46, 50, 52, 58, 62, 64, 68, 74, 84, 92, 98, 102, 104, 108, 110, 116, 120, 122
220238	76	30280	6, 66, 90, 122
220241	70	30282	68
220262	40	30284	68
220264	40	30307	120
220326	88	30368	110
220384	40	30375	68
220387	40	30376	34, 98
220478	68	30441	42, 64, 84, 100, 102
220545	74	30504	122
220546	74	30512	6, 10, 66
220547	74	30515	110
220548	74	30516	84, 106
220553	8	30517	80, 106
220554	6, 8	30520	60, 80, 106
220562	82	30523	48
220574	74	30530	114
220575	82	30549	6
220583	46	30551	118
220589	70	30556	100
220590	70	30557	100
220591	70	30610	32, 34
220595	68	30661	96
220597	70	30669	102
220598	70	30693	120
220605	46	30695	98, 100
220606	46	30696	102
220607	70	30753	68
220608	70	30819	34
220609	70	30833	84
220610	70	30873	100
220611	70	30875	100
220612	70	30922	86
220613	70	30936	68
220614	70	30981	34
220615	70	31774	6, 10, 54, 60
220616	70	32070	76
220617	68	32225	68
220625	70	32892	2
220639	40	33955	16
220640	40	34980	14
220672	38, 98	35618	84
220716	118	35694	80
229012	76	39272	88
229013	8	40701	68
229014	8	40702	68, 116
229019	8		
229021	76		

MacDon Industries Ltd.

680 Moray Street
Winnipeg, Manitoba
Canada R3J 3S3
t. (204) 885-5590
f. (204) 832-7749

MacDon, Inc.

10708 N. Pomona Avenue
Kansas City, Missouri
United States 64153-1924
t. (816) 891-7313
f. (816) 891-7323

MacDon Australia Pty. Ltd.

A.C.N. 079 393 721
P.O. Box 243, Suite 3, 143 Main Street
Greensborough, Victoria, Australia 3088
t. 03 9432 9982
f. 03 9432 9972

LLC MacDon Russia Ltd.

123317 Moscow, Russia
10 Presnenskaya nab, Block C
Floor 5, Office No. 534, Regus Business Centre
t. +7 495 775 6971
f. +7 495 967 7600

CUSTOMERS
www.macdon.com

DEALERS
www.macdondealers.com

Trademarks of products are the marks of their
respective manufacturers and/or distributors.

Printed in Canada