

**A30-S & A30-D
Pull-type Mower Conditioners**

**A30-S, A30-D & A40-D
Self-Propelled Windrower Headers**

PARTS CATALOG

January 2007

Part #169002 \$15



**MacDon & Premier A-Series Auger Headers:
A30-S & A30-D Pull-type Mower Conditioners
A30-S, A30-D & A40-D Self-Propelled Windrower Headers**

NOTE: Depending on your dealer affiliation, not all of the models covered in this catalog may be available.

PARTS CATALOG

<u>CONTENTS</u>	<u>PAGE</u>
Index - Alphabetical	2
Abbreviations & Serial Number Breaks	3
Header Frame, Deflectors & Shields	4, 5
A30-S Drive Components – L/H	6, 7
A30-D Drive Components – L/H	8 - 11
A30-S & A30-D Drive Components – R/H	12, 13
A40-D Drive Components	14, 15
Gearbox – Conditioner Drive	16, 17
Drivelines	18, 19
Drive Shields	20, 21
Cutting Components	22, 23
Sickle Stub Guards (Option)	24, 25
Sickle Drive Box	26, 27
A30-S & A30-D Reel	28 - 31
A40-D Reel	32 - 35
A40-D Reel Gearbox & Motor	36, 37
A30-S & A30-D Auger & Mounts	38, 39
A40-D Auger, Drive Motor & Mounts	40, 41
A40-D Hydraulic Hoses & Couplers (S.P. Header)	42, 43
Pulltype Hitch, Hydraulics & Electrical	44 – 47
Pulltype Pump/Gearbox Assembly	48, 49
Pulltype Steering & Lift Cylinder Hydraulics	50, 51
Pulltype Carrier Frame & Float Components	52 - 55
Pulltype Wheels & Tires	56, 57
Conditioner Rolls	58, 59
Roll Stop Linkages (S.P. Header)	60, 61
Lift Links & Header Stand (S.P. Header)	62, 63
Center Crop Deflector (S.P. Header)	64, 65
Pulltype Forming Shields	66, 67
Self-Propelled Header Forming Shields	68, 69
Lean Bar, Unplug Wrench & Side Shoes	70, 71
Electrical Group	72, 73
Decals & Reflectors	74, 75
Paint	75
Product Identification Decals	76, 77
Skid Shoes	78, 79
Gauge Rollers	80, 81
Hydraulic Header Angle Kits (Attachment)	82, 83
Tall Crop Kit (Attachment)	84, 85
NUMERICAL LIST	86 - 89
SUGGESTED STOCKING LIST	90 - 92

BOLDED PART NUMBERS INDICATE REVISIONS OR ADDITIONS SINCE LAST PRODUCTION YEAR.
--

ALPHABETICAL INDEX

<u>A</u>	
Auger & Mounts, A30-S & A30-D	38, 39
Auger, Drive Motor & Mounts, A40-D	40, 41
<u>C</u>	
Carrier Frame & Components	52 - 55
Center Crop Deflector, S.P. Header	64, 65
Conditioner Rolls	58, 59
Cutting Components	22, 23
<u>D</u>	
Decals	74, 75
Decals, Product I.D.	76, 77
Deflectors	4, 5
Drivelines	18, 19
Drive Components – L/H, A30-S	6, 7
Drive Components – L/H, A30-D	8 - 11
Drive Components – A40-D	14, 15
Drive Components – R/H, A30-S & A30-D	12, 13
Drive Shields	20, 21
<u>E</u>	
Electrical	72, 73
<u>F</u>	
Float Springs	52 - 55
Forming Shields, Pulltype	66, 67
Forming Shields, S.P. Header	68, 69
Frame, Header	4, 5
<u>G</u>	
Gearbox – Conditioner Drive	16, 17
Gauge Rollers	80, 81
Guards, Sickle	22, 23
<u>H</u>	
Hitch	44 - 47
Hydraulic Header Angle Kits	82, 83
Hydraulics, Hitch	44 - 47
Hydraulic Hoses & Couplers, S.P. Header	42, 43
Hydraulics, Steering & Lift Cylinders	50, 51
<u>L</u>	
Lean Bar	70, 71
Lift Cylinder Hydraulics	50, 51
Lift Links & Header Stand, S.P. Header	62, 63
Light Group	72, 73
<u>P</u>	
Paint	75
Product Identification Decals	76, 77
Pump/Gearbox, Pulltype	48, 49
<u>R</u>	
Reel, A30-S & A30-D	28 - 31
Reel, A40-D	32 - 35
Reel Gearbox & Motor, A40-D	36, 37
Roll Stop Linkages, S.P. Header	60, 61
Reflectors	74, 75
<u>S</u>	
Shields	4, 5
Sickle & Guards	22, 23
Sickle Drive Box	26, 27
Sickle Stub Guards	24, 25
Side Shoes	70, 71
Skid Shoes	78, 79
Steering Cylinder Hydraulics	50, 51
Shields	4, 5
<u>T</u>	
Tall Crop Kit	84, 85
Tires	56, 57
<u>U</u>	
Unplug Wrench	70, 71
<u>W</u>	
Wheels	56, 57

ABBREVIATIONS

L/H - left hand (Determined from Operator's position, facing forward.)

R/H - right hand

I.D. - inside diameter

O.D. - outside diameter

A/R - as required (quantity varies)

REF - reference, part number called up elsewhere in catalog

NC - national coarse thread

NF - national fine thread

NSS – not serviced separately

OPT – optional

SK – single knife

DK – double knife

S.P. – Self-Propelled Header

NOTE: Common hardware is not illustrated. Alphabetic references are used to designate position and description of these items.

When ordering, be sure the complete and proper serial number is given.

Some parts vary with header size; be sure you are ordering the correct part number for your unit.

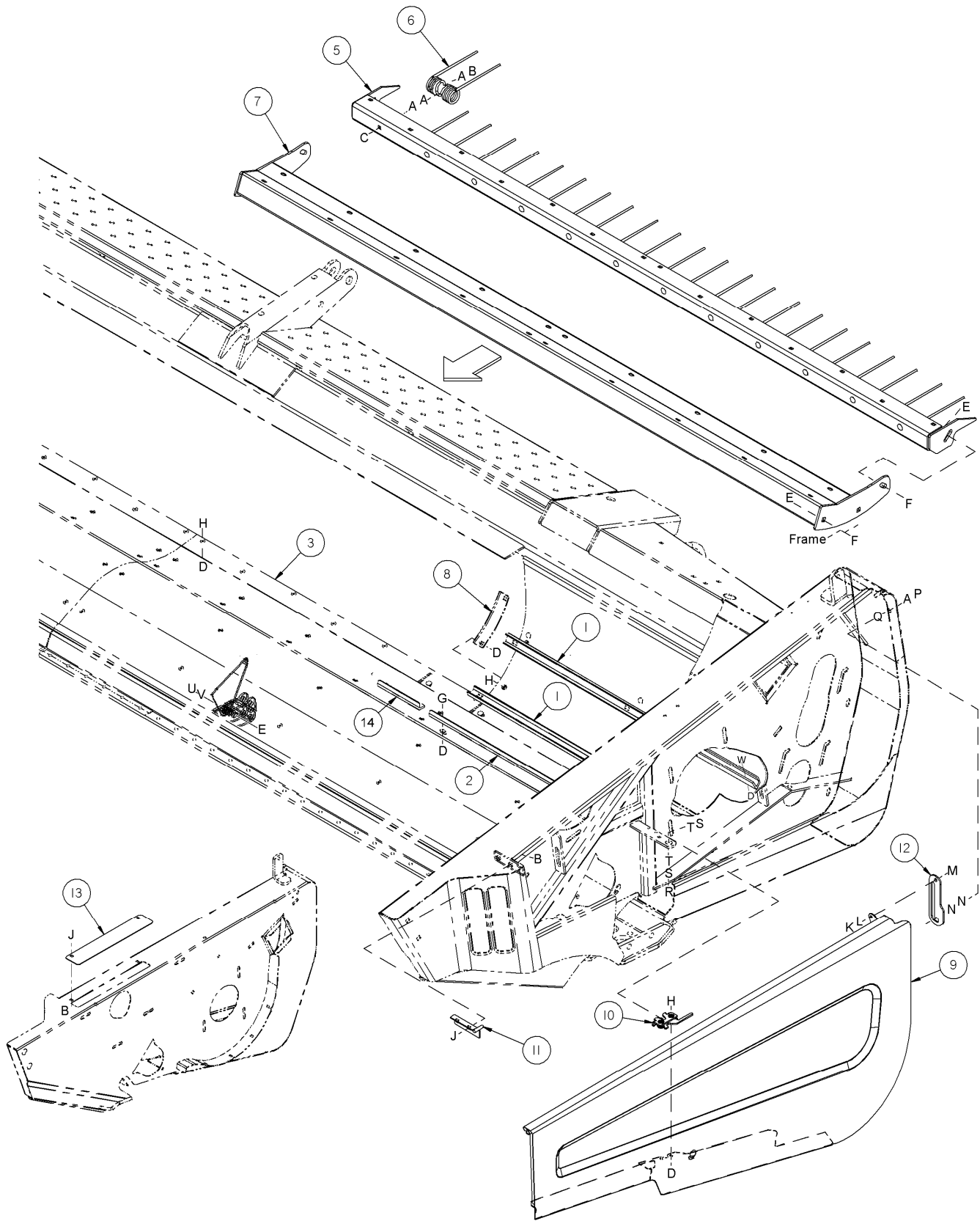
SERIAL NUMBER BREAKS

The side of the serial number on which the dash (-) appears determines whether the part is used "up to" or "after" the serial number given.

Example: -162249 Used on machines up to and including serial number 166249.

 166250- Used on machines including and after serial number 166250.

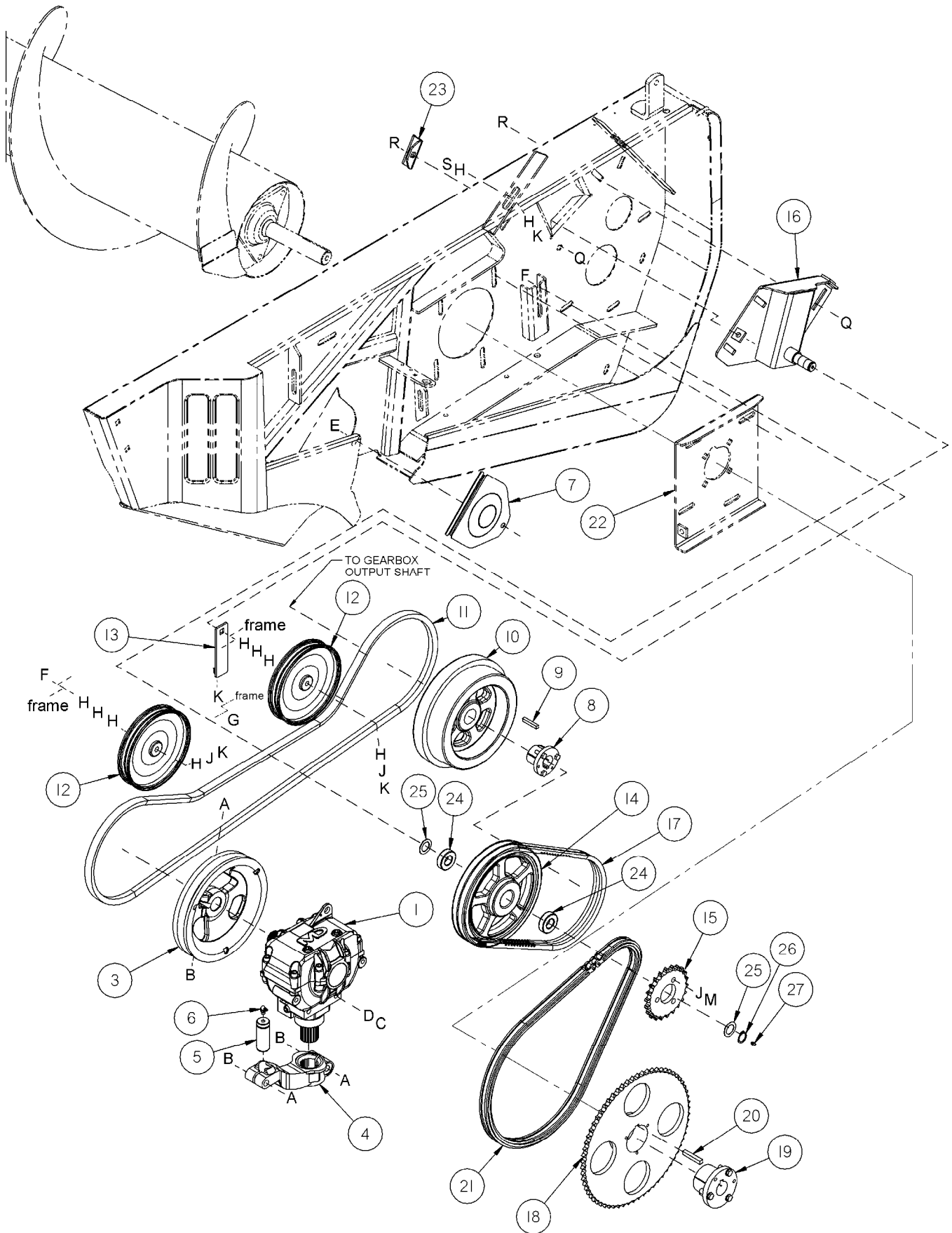
HEADER FRAME, DEFLECTORS & SHIELDS



HEADER FRAME, DEFLECTORS & SHIELDS

REF	PART NUMBER	DESCRIPTION	QTY.	SERIAL NUMBER
1	143519	CHANNEL – stripper, 14' header	4	
	143520	CHANNEL – stripper, 16' header	4	
	143521	CHANNEL – stripper, 18' header	4	
2	124300	STRIPPER – front, 14' header	2	-174609
	124301	STRIPPER – front, 16' header	2	-174609
	124302	STRIPPER – front, 18' header	2	-174609
	170008	STRIPPER – 2 piece front, 14' header	2	174610-
	170009	STRIPPER – 2 piece front, 16' header	2	174610-
	170010	STRIPPER – 2 piece front, 18' header	2	174610-
3	143974	PAN – 14' header	2	
	143976	PAN – 16' header	2	
	143977	PAN – 18' header	2	
4	155101	SHIM - stripper	A/R	
5	143985	ANGLE	1	
6	47681	FINGER – double	12	
7	143987	SUPPORT	1	
8	143950	DEFLECTOR.....	2	
9	143344	SHIELD – L/H	1	
	143355	SHIELD – R/H	1	
10	134003	LATCH – shield	2	
11	140058	PIN – L/H.....	1	
	140059	PIN – R/H	1	
12	140103	SUPPORT – shield.....	2	
13	124888	PLATE – cover, R/H end frame – A40-D only	1	
A	18599	WASHER – flat, 17/32 I.D. x 1-1/16 inch O.D.		
B	30228	NUT – smooth flange, 3/8 NC, distorted thread		
C	19966	BOLT – round head, square neck, 3/8 NC x 1-1/4 inch, gr. 5		
D	30280	NUT – smooth flange, 5/16 NC, gr. 5		
E	50186	NUT – lock, smooth flange, 1/2 NC, distorted thread, gr. 5		
F	21471	BOLT – round head, square neck, 1/2 NC x 1-1/4 inch, gr. 5		
G	21282	BOLT – round head, square neck, 5/16 NC x 1 inch, gr. 5		
H	135302	SCREW – machine, counter sink socket head, 5/16 NC x 1”		
J	21863	BOLT – round head, square neck, 3/8 NC x 3/4 inch, gr. 5		
K	50004	BOLT – hex head, 3/8 NC x 1-1/4 inch, thread full, gr. 5		
L	18598	WASHER – flat, 13/32 I.D. x 13/16 inch O.D.		
M	18590	NUT – hex, 3/8 NC, gr. 5		
N	18591	NUT – hex, 1/2 NC, gr. 5		
P	30528	BOLT – hex head, 1/2 NC x 3-1/2 inch, gr. 5		
Q	21383	NUT – serrated flange, 1/2 NC		
R	135155	BOLT – hex head, M12 x 1-3/4 inch x 75 mm lg.		
S	135156	NUT – hex, M12 x 1-3/4 inch class 10, style 1		
T	4761	WASHER – flat, 13.5mm I.D. x 35mm O.D. x 4.5mm thick		
U	21491	BOLT – hex head, ½ NC x 1 ¼ inch gr.5		
V	18599	WASHER – flat, 17/32 inch I.D.		
W	21821	BOLT – round head, square neck, 5/16 NC x ¾ inch, gr. 5		

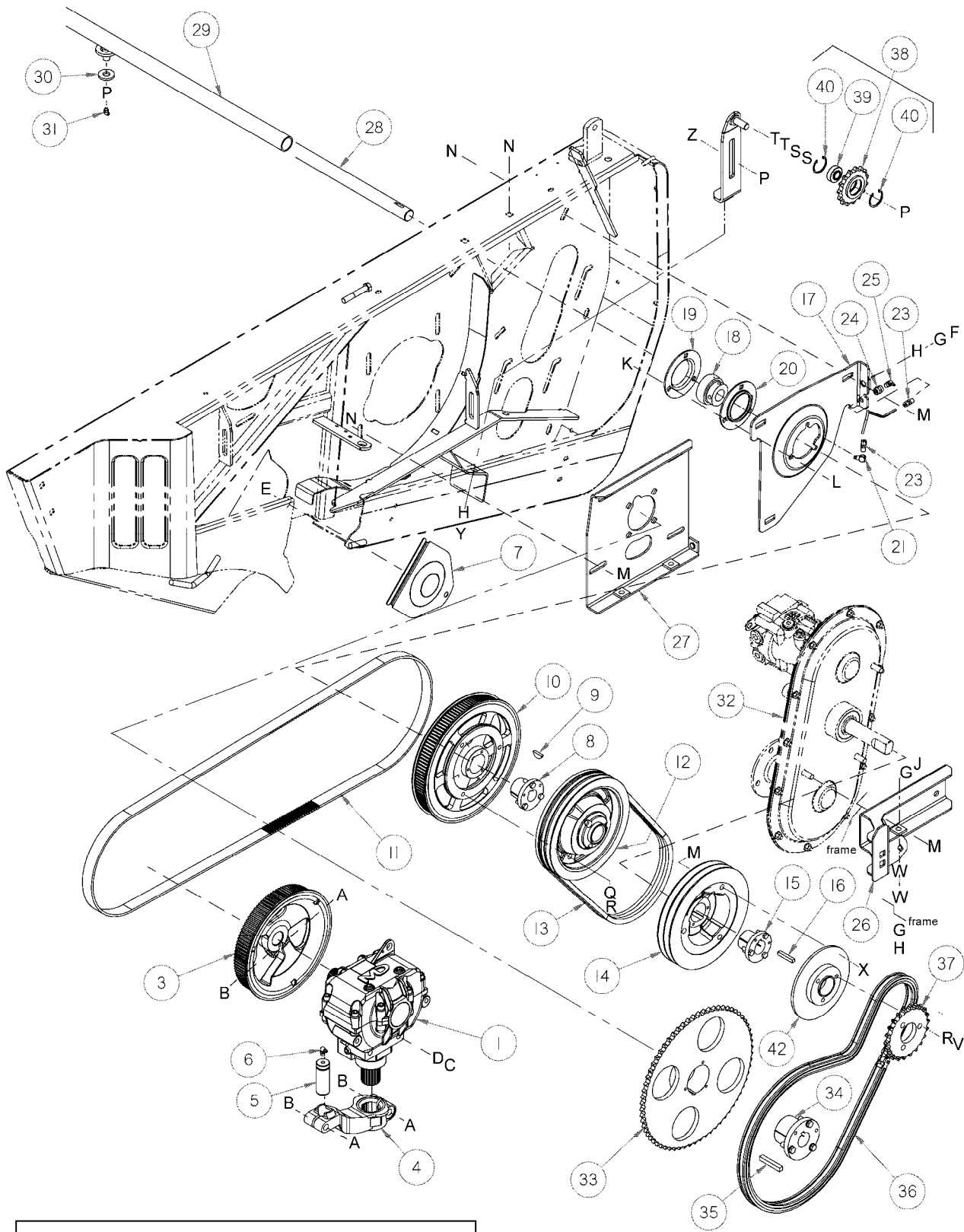
A30-S DRIVE COMPONENTS – L/H



A30-S DRIVE COMPONENTS – L/H

REF	PART NUMBER	DESCRIPTION	QTY.	SERIAL NUMBER
1	100532	DRIVE – wobble box, (see Sickle Drive Box, pg. 27 for repair parts).....	1	
3	47832	PULLEY – wobble box, drive.....	1	
4	113698	ARM – drive, wobble box	1	
5	113229	PIN – sickle head	1	
6	21194	FITTING – lube, elbow 90°, 1/8 inch NPT	1	
7	143778	SHIELD – wobble box access cover	1	
8	115074	BUSHING – taper	1	
9	17194	KEY - pulley.....	1	
10	142836	PULLEY – knife drive	1	
11	142833	BELT – knife drive	1	
12	21862	PULLEY – idler.....	2	
13	143572	BAR – adjuster	1	
14	143837	PULLEY – auger drive.....	1	
15	143867	SPROCKET – 22 teeth.....	1	
16	143575	SUPPORT – adjuster	1	
17	124580	BELT – double, auger drive.....	1	
18	124742	SPROCKET – 60 teeth.....	1	
19	124640	BUSHING – split taper, 1-1/2 inch bore	1	
20	33304	KEY - sprocket	1	
21	124619	CHAIN – roller, #60H.....	1	
	16659	CONNECTOR LINK – for #60H chain	1	
22	REF	SUPPORT – L/H, auger, see “Auger & mounts”	1	
23	124757	BRACKET – gearbox support	1	
24	21062	BEARING – roller	2	
25	142811	WASHER – flat	2	
26	18898	RING – snap	1	
27	18671	FITTING – lube, straight, 1/4	1	
A	21583	BOLT – hex head, 5/8 NC x 3 inch, gr. 5		
B	18666	NUT – hex, 5/8 NC, distorted thread		
C	120899	BOLT – hex head, 5/8 x 1-3/4 inch, L9		
D	120901	WASHER – flat, 5/8 inch I.D., hardened, L9		
E	30693	BOLT – serrated flange head, 3/8 NC x 1/2 inch		
F	30027	BOLT – round head, square neck, 1/2 NC x 2-1/4 inch, gr. 5		
G	50226	BOLT – hex head, 1/2 NC x 6 1/2 inch, thread full, gr. 5		
H	18599	WASHER – flat, 17/32 I.D. x 1-1/16 inch O.D. (as required)		
J	18638	WASHER – lock, 1/2 inch I.D.		
K	18591	NUT – hex, 1/2 NC, gr. 5		
M	21491	BOLT – hex head, 1/2 NC x 1-1/4 inch, gr. 5		
Q	50186	NUT – lock, smooth flange, 1/2 NC, distorted thread		
R	21066	BOLT – round head, square neck, 1/2 NC x 1 inch, gr. 5		
S	30528	BOLT – hex head, 1/2 NC x 3-1/2 inch, thread full, gr. 5		

A30-D DRIVE COMPONENTS – L/H



NOTE: R/H side sickle drive components same as L/H side, except as noted in parts listing.

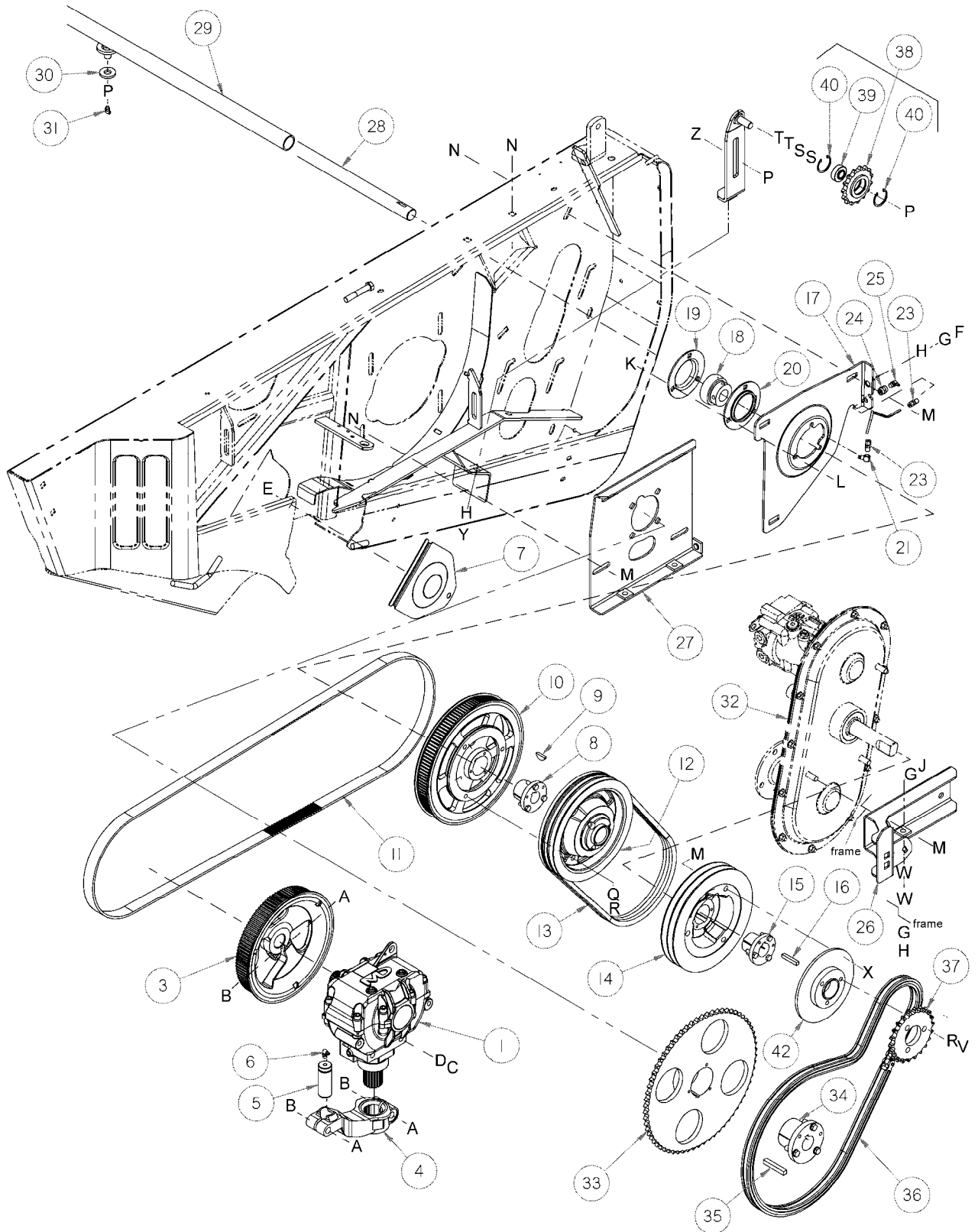
A30-D DRIVE COMPONENTS – LH

REF	PART NUMBER	DESCRIPTION	QTY.	SERIAL NUMBER
1	100532	DRIVE – wobble box, (see Sickle Drive Box, pg. 27 for repair parts).....	2	
3	124915	PULLEY – wobble box, drive.....	2	
4	113698	ARM – drive, wobble box	2	
5	113229	PIN – sickle head	2	
6	21194	FITTING – lube, elbow 90°, 1/8 inch NPT	2	
7	143778	SHIELD – wobble box access cover	2	
8	30034	BUSHING – taper lock.....	2	
9	13298	KEY – woodruff.....	2	
10	143707	SPROCKET – 122 teeth, timing belt	2	
11	38926	BELT – timing.....	2	
12	143730	PULLEY – 2B groove	1	
13	124580	BELT – double B	1	
14	143700	PULLEY – driver.....	1	
15	115074	BUSHING – taper lock	1	
16	17194	KEY – 5/16” square x 48 mm long.....	1	
17	124087	SUPPORT – cross shaft left	1	
	124088	SUPPORT – cross shaft right	1	
18	124336	BEARING – ball, with locking collar.....	2	
19	30602	FLANGE – bearing	2	
20	124337	FLANGE – bearing, with fitting hole	2	
21	50187	FITTING – elbow	2	
22	143234	TUBE – plastic.....	2	
23	120366	FITTING – connector	4	
24	30007	FITTING – union	2	
25	21194	FITTING – lube, 90°	2	
26	171024	ANGLE – adjuster	1	
27	REF	SUPPORT – auger, left, see “Auger & Mounts”	1	
28	143190	SHAFT – cross, 16’	1	
	143191	SHAFT – cross, 18’	1	
29	143245	TUBE – cross-shaft	1	
30	135412	WASHER – flat	2	
31	21301	FITTING – lube	2	
32	REF	GEARBOX – conditioner drive, see page 17	1	
33	124742	SPROCKET – 60 teeth.....	1	
34	124640	BUSHING – split taper, 1-1/2 inch bore	1	
35	33304	KEY - sprocket	1	
36	124625	CHAIN – roller, #60H.....	1	
	16659	CONNECTOR LINK – for #60H chain	1	
37	171040	SPROCKET – 20 teeth	1	
38	9333	SPROCKET ASSEMBLY	1	
39	9213	BEARING - ball.....	1	
40	795	RING – retaining.....	2	
41	171020	BRACKET – adjusting, idler sprocket	1	
42	171012	HUB – machined	1	

NOTE: R/H side sickle drive components same as L/H side, except as noted.

See next page for hardware listing.

A30-D DRIVE COMPONENTS – L/H

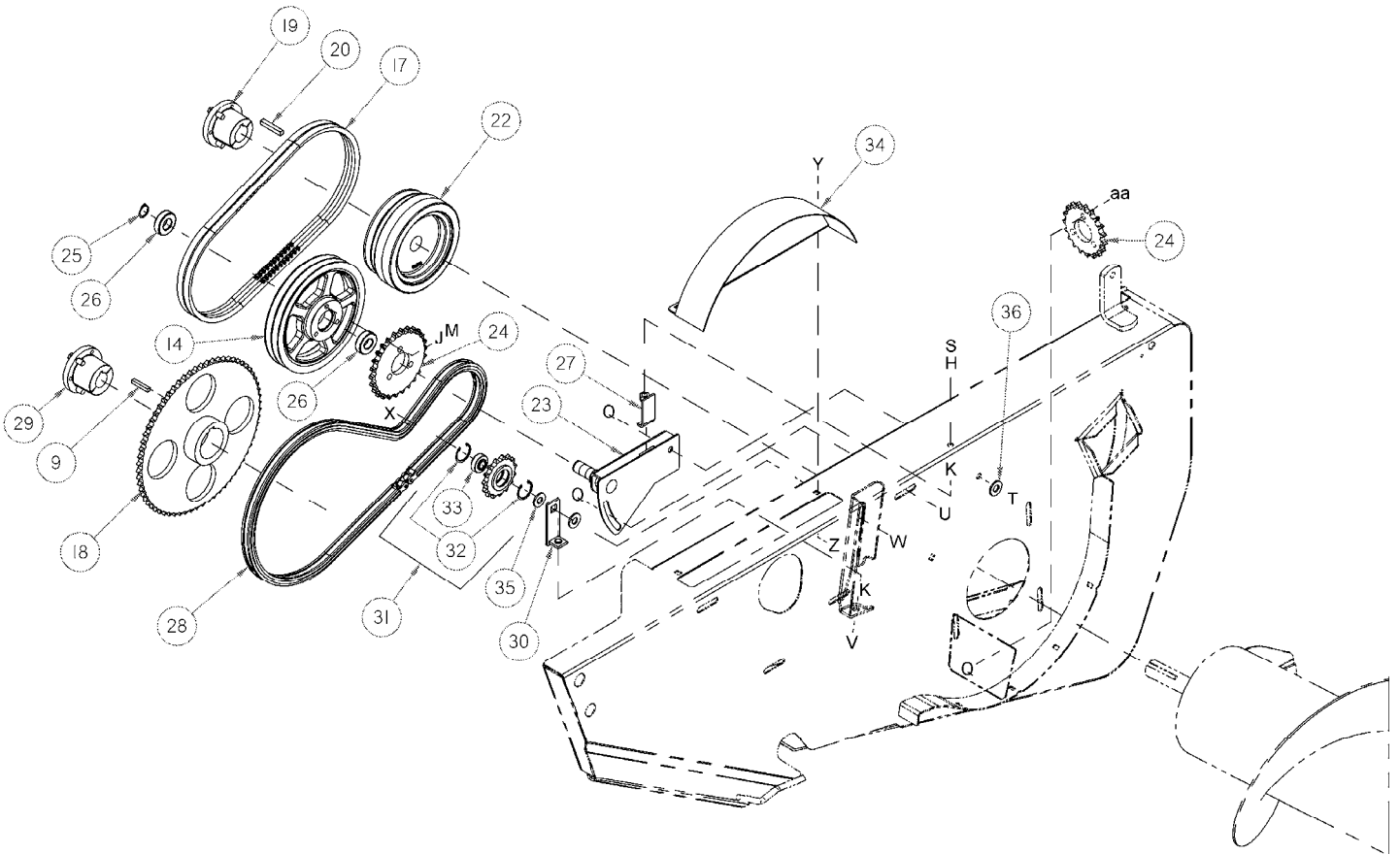


NOTE: R/H side sickle drive components same as L/H side, except as noted in parts listing.

A30-D DRIVE COMPONENTS – LH

REF	PART NUMBER	DESCRIPTION	QTY.	SERIAL NUMBER
A	21583	BOLT – hex head, 5/8 NC x 3 inch, gr. 5		
B	18666	NUT – hex, 5/8 NC, distorted thread		
C	120899	BOLT – hex head, 5/8 x 1-3/4 inch, L9		
D	120901	WASHER – flat, 5/8 inch I.D., hardened, L9		
E	30693	BOLT – serrated flange head, 3/8 NC x 1/2 inch		
F	30299	BOLT – hex head, 1/2 NC x 4 inch, gr. 5		
G	18599	WASHER – flat, 17/32 I.D. x 1-1/16 inch O.D.		
H	18591	NUT – hex, 1/2 NC, gr. 5		
J	30299	BOLT – hex head, 1/2 NC x 4 inch, thread full lg, gr. 5		
K	19965	BOLT – round head square neck, 3/8 NC x 1 inch		
L	30228	NUT – smooth flange, 3/8 NC, distorted thread		
M	50186	NUT – lock, smooth flange, 1/2 NC, distorted thread		
N	21066	BOLT – round head, square neck, 1/2 NC x 1 inch, gr. 5		
P	50225	NUT – smooth flange, 5/8 NC, distorted thread		
Q	18723	BOLT – hex head, 1/2 NC x 1 1/2 inch		
R	18638	WASHER – lock, 1/2 inch I.D.		
S	18600	WASHER – flat, 21/32 inch I.D.		
T	18602	WASHER – flat, 15/16 inch I.D.		
U	18524	BOLT – round head square neck, 5/8 NC x 2 inch		
V	21491	BOLT – hex head, 1/2 NC x 1-1/4 inch, gr. 5		
W	21056	NUT – hex jam, 1/2 NC		
X	137503	BOLT – csk sock 1/2 NC x 1.75 gr. 5 zp		
Y	50226	BOLT – hex head, 1/2 NC x 6.5 inch, thread full lg, gr. 5		
Z	18523	BOLT – round head square neck, 5/8 NC x 1.5 inch gr. 5		

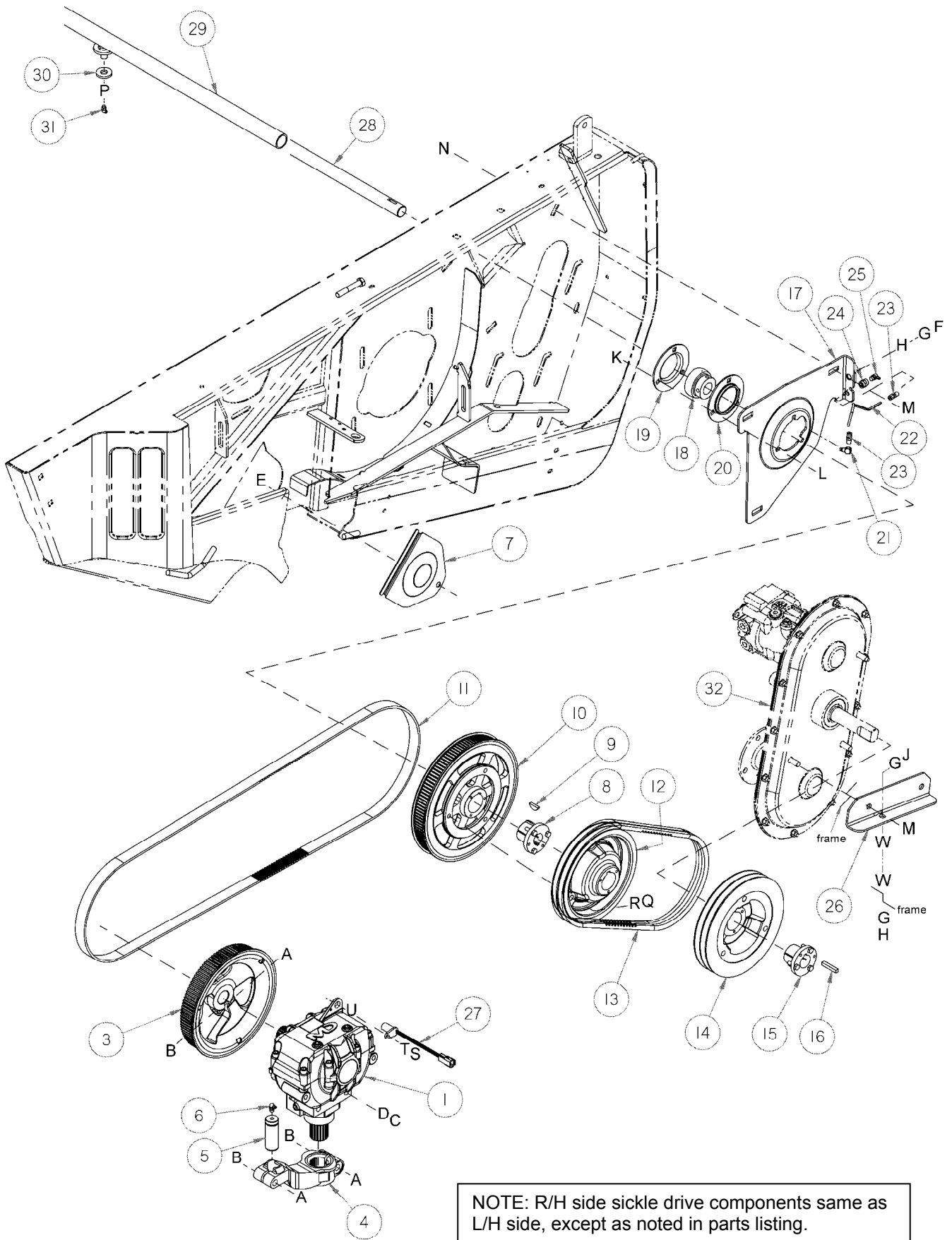
A30-S & A30-D DRIVE COMPONENTS – R/H



A30-S & A30-D DRIVE COMPONENTS – R/H

REF	PART NUMBER	DESCRIPTION	QTY.	SERIAL NUMBER
9	17194	KEY - sprocket	1	
14	143837	PULLEY - auger	1	
17	124580	BELT – double.....	1	
18	124742	SPROCKET – 60 teeth.....	1	
19	124640	BUSHING – split taper, 1-1/2 inch bore	1	
20	33304	KEY - pulley.....	1	
22	143872	PULLEY – auger drive – A30S.....	1	
	171041	PULLEY – auger drive – A30D	1	
23	140041	ARM – reel drive.....	1	
24	143867	SPROCKET – 22 teeth, as shipped - A30S.....	1	
	171040	SPROCKET – 20 teeth, as shipped– A30D.....	1	
	143843	SPROCKET – 19 teeth, stored in R/H end shield well.....	1	
	143869	SPROCKET – 26 teeth	OPT	
25	18898	RING – retaining, external.....	1	
26	21062	BEARING – ball, c/w seals.....	2	
27	140046	BRACKET - adjuster	1	
28	124625	CHAIN – roller, # 60H	1	
	16659	CONNECTOR LINK – for #60H chain	1	
29	124755	BUSHING – split taper, 1-3/8 inch bore	1	
30	124472	SUPPORT - angle.....	1	
31	9333	SPROCKET ASSEMBLY	1	
32	795	RING – retaining.....	2	
33	9213	BEARING - ball	1	
34	140055	SHIELD – sprocket & chain.....	1	
35	30441	WASHER – flat, hardened	A/R	
36	143108	WASHER – flat.....	1	
J	18638	WASHER – lock, 1/2 inch I.D.		
K	18591	NUT – hex, 1/2 NC, gr. 5		
M	21491	BOLT – hex head, 1/2 NC x 1-1/4 inch, gr. 5		
Q	50186	NUT – lock, smooth flange, 1/2 NC, distorted thread		
S	30528	BOLT – hex head, 1/2 NC x 3-1/2 inch, thread full lg, gr. 5		
T	21578	BOLT – hex head, 1/2 NC x 2-1/4 inch, gr. 5		
U	21868	BOLT – round head, square neck, 1/2 NC x 1 inch, gr. 5		
V	50226	BOLT – hex head, 1/2 NC x 6-1/2 inch, thread full lg, gr. 5		
W	18524	BOLT – round head, square neck, 5/8 NC x 2 inch, gr. 5		
X	50225	NUT – smooth flange, 5/8 NC, distorted thread		
Y	21863	BOLT – round head, square neck, 3/8 NC x 3/4 inch, gr. 5		
Z	30228	NUT – smooth flange, 3/8 NC, distorted thread		

A40-D DRIVE COMPONENTS

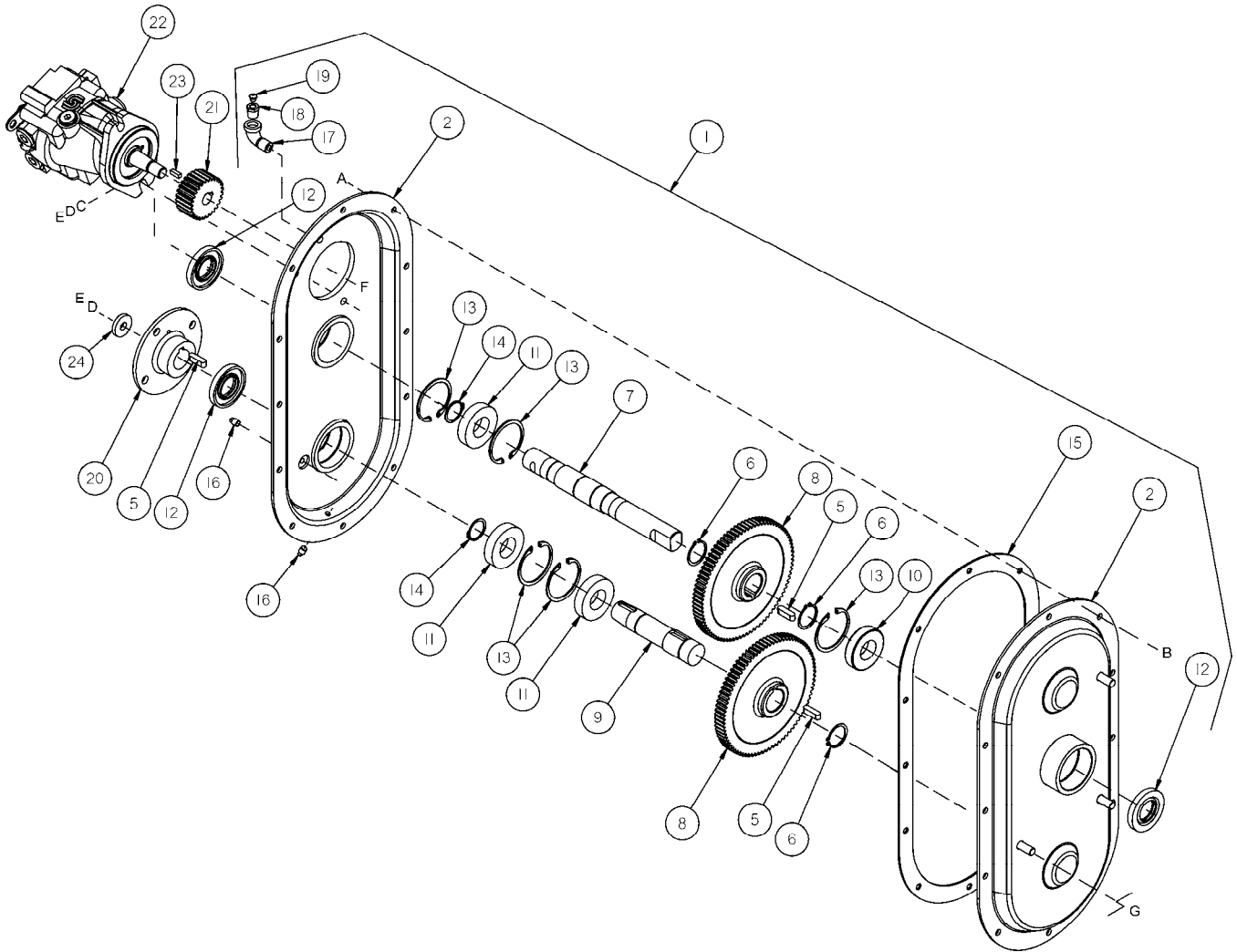


NOTE: R/H side sickle drive components same as L/H side, except as noted in parts listing.

A40-D DRIVE COMPONENTS

REF	PART NUMBER	DESCRIPTION	QTY.	SERIAL NUMBER
1	100532	DRIVE – wobble box, (see Sickle Drive Box, pg. 27 for repair parts).....	2	
3	124915	PULLEY – wobble box, drive.....	2	
4	113698	ARM – drive, wobble box	2	
5	113229	PIN – sickle head	2	
6	21194	FITTING – lube, elbow 90°, 1/8 inch NPT	2	
7	143778	SHIELD – wobble box access cover	2	
8	30034	BUSHING – taper lock.....	2	
9	13298	KEY – woodruff.....	2	
10	143707	SPROCKET – 122 teeth, timing belt	2	
11	38926	BELT – timing	2	
12	143730	PULLEY – 2B groove	1	
13	124580	BELT – double B	1	
14	143700	PULLEY – driver.....	1	
15	115074	BUSHING – taper lock	1	
16	17194	KEY – 5/16" square x 48 mm long.....	1	
17	124087	SUPPORT – cross shaft, left	1	
	124088	SUPPORT – cross shaft, right.....	1	
18	124336	BEARING – ball, with locking collar.....	2	
19	30602	FLANGE – bearing	2	
20	124337	FLANGE – bearing, with fitting hole	2	
21	50187	FITTING – elbow	2	
22	143234	TUBE – plastic.....	2	
23	120366	FITTING – connector	4	
24	30007	FITTING – union.....	2	
25	21194	FITTING – lube, 90°	2	
26	124994	ANGLE – adjuster.....	1	
27	143875	SENDER – speed.....	1	
28	143189	SHAFT – cross, 14'.....	1	
	143190	SHAFT – cross, 16'	1	
	143191	SHAFT – cross, 18'	1	
29	143245	TUBE – cross-shaft	1	
30	135412	WASHER – flat	2	
31	21301	FITTING – lube.....	2	
32	REF	GEARBOX – conditioner drive, see page 17.....	1	
A	21583	BOLT – hex head, 5/8 NC x 3 inch, gr. 5		
B	18666	NUT – hex, 5/8 NC, distorted thread		
C	120899	BOLT – hex head, 5/8 x 1-3/4 inch, L9		
D	120901	WASHER – flat, 5/8 inch I.D., hardened, L9		
E	30693	BOLT – serrated flange head, 3/8 NC x 1/2 inch		
F	30299	BOLT – hex head, 1/2 NC x 4 inch, gr. 5		
G	18599	WASHER – flat, 17/32 I.D. x 1-1/16 inch O.D.		
H	18591	NUT – hex, 1/2 NC, gr. 5		
J	30299	BOLT – hex head, 1/2 NC x 4 inch, thread full lg, gr. 5		
K	19965	BOLT – round head square neck, 3/8 NC x 1 inch		
L	30228	NUT – smooth flange, 3/8 NC, distorted thread		
M	50186	NUT – lock, smooth flange, 1/2 NC, distorted thread		
N	21066	BOLT – round head, square neck, 1/2 NC x 1 inch, gr. 5		
P	50225	NUT – smooth flange, 5/8 NC, distorted thread		
Q	18723	BOLT – hex head, 1/2 NC x 1 1/2 inch		
R	18638	WASHER – lock, 1/2 inch I.D.		
S	109089	BOLT – hex head, 1/4 NF x 3/4 inch		
T	18635	WASHER – lock, 1/4 I.D.		
U	18596	WASHER – flat, 17/32 inch I.D.		
W	21056	NUT – hex jam, 1/2 NC		
	NOTE:	R/H side drive components same as L/H side, except as noted.		

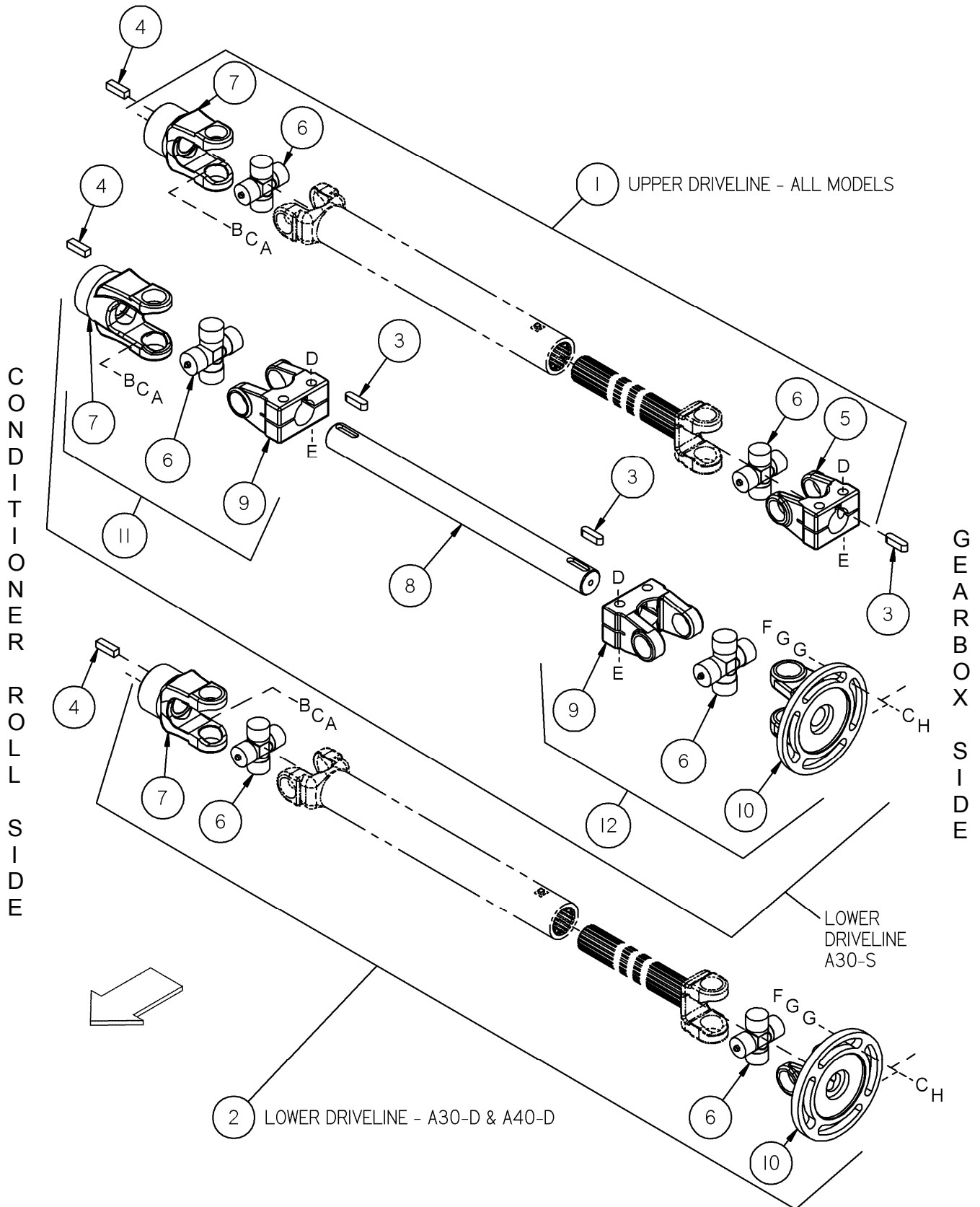
GEARBOX – CONDITIONER DRIVE



GEARBOX – CONDITIONER DRIVE

REF	PART NUMBER	DESCRIPTION	QTY.	SERIAL NUMBER
1	143209	ASSEMBLY – gearbox, includes items 2-20.....	1	
2	143648	HOUSING – gearbox, matched L/h & R/H pair	1	
5	135288	KEY - square.....	3	
6	135289	RING – retaining, external, 1-1/2” shaft diameter	3	
7	143210	SHAFT – machined.....	1	
8	143086	GEAR - drive.....	2	
9	124769	SHAFT – machined.....	1	
10	135362	BEARING - roller.....	1	
11	135360	BEARING – ball	3	
12	143663	SEAL - oil	3	
13	38854	RING – retaining, internal	5	
14	135363	RING – retaining, external	2	
15	143661	GASKET – gearbox housing.....	1	
16	21791	PLUG – pipe, square head	2	
17	5735	FITTING – hydraulic, 90° elbow, street, 3/8” NPT.....	1	
18	21024	FITTING – hydraulic, reducer.....	1	
19	21425	VALVE - relief	1	
20	124770	HUB – tapered	1	
21	143133	GEAR - pinion	1	
22	145392	MOTOR – hydraulic, knife drive – includes key (item 23).....	1	
	124495	SEAL KIT – for hydraulic motor 145392		
23	135500	KEY – ¼ square	1	
24	18770	WASHER – flat, 13.5mm I.D. x 38mm O.D. x 6.4mm thick		
A	20077	BOLT – hex head, 3/8 NC x 1 inch, gr. 5		
B	30228	NUT – lock, 3/8 NC, distorted thread		
C	18599	WASHER – flat, 17/32 IN x 1-1/16 inch O.D.		
D	18638	WASHER – lock, 1/2 inch I.D.		
E	21491	BOLT – hex head, 1/2 NC x 1-1/4 inch, gr. 5		
F	112129	NUT – lock, 3/4 NF, distorted thread		
G	50186	NUT – lock, smooth flange, 1/2 NC, distorted thread		

DRIVELINES

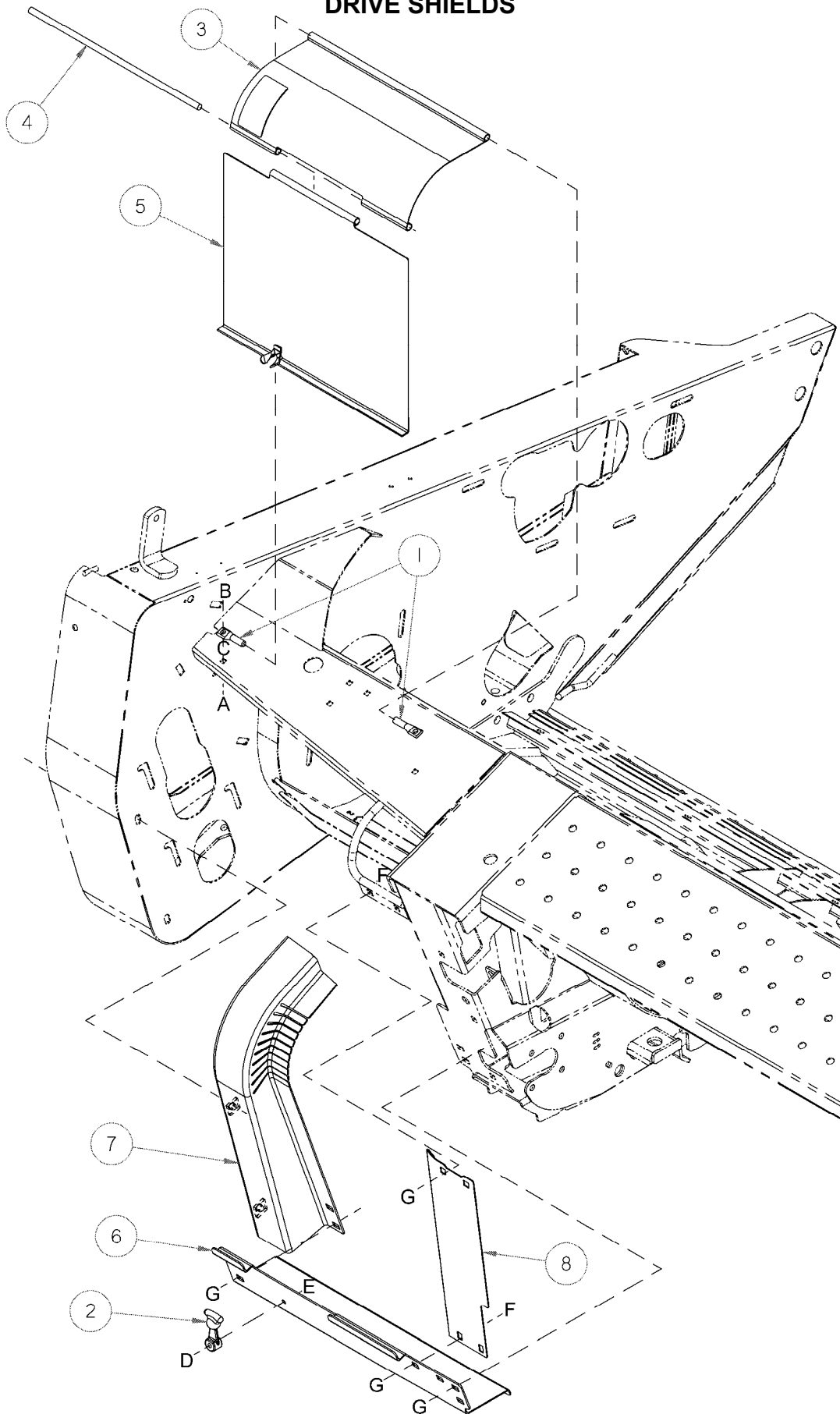


DRIVELINES

REF	PART NUMBER	DESCRIPTION	QTY.	SERIAL NUMBER
1	142773	DRIVELINE – complete, upper, 14’ headers	1	
	142774	DRIVELINE – complete, upper, 16’ headers	1	
	142775	DRIVELINE – complete, upper, 18’ headers	1	
2	124933	DRIVELINE – complete, lower, 14’ A40-D	1	
	124934	DRIVELINE – complete, lower, 16’ A30-D/A40-D.....	1	
	124935	DRIVELINE – complete, lower, 18’ A30-D/A40-D.....	1	
3	135288	KEY – square	Note	1
4	7673	KEY – driveline to conditioner roll	2	
5	142776	YOKE – clamp, upper driveline.....	1	
6	142777	CROSS JOURNAL ASSEMBLY	4	
7	142783	YOKE - tapered.....	2	
8	142757	SHAFT – 14’ A30-S.....	1	
	142758	SHAFT – 16’ A30-S.....	1	
9	142787	YOKE – clamp, lower driveline – A30-S.....	2	
10	142786	YOKE – flange	1	
11	142784	UNIVERSAL JOINT – conditioner roll end, A30-S.....	1	
12	142785	UNIVERSAL JOINT – gearbox end	1	
A	135457	BOLT – hex head, 1/2 NF x 1-1/4 inch, gr. 5		
B	18770	WASHER – flat, 13.5mm I.D. x 38mm O.D. x 6.4mm thick		
C	18638	WASHER – lock, 1/2 inch I.D.		
D	21880	BOLT – hex head, 1/2 NC x 2-3/4 inch, gr. 5		
E	50186	NUT – lock, smooth flange, 1/2 NC, distorted thread		
F	18723	BOLT – hex head, 1/2 NC x 1-1/2 inch, gr. 5		
G	18599	WASHER – flat, 17/32 in. I.D. x 1-1/16 O.D.		
H	18591	NUT – hex, 1/2 NC, gr. 5		

NOTES: 1. Qty for item 3: A30-S = 3; A30-D & A40-D = 1

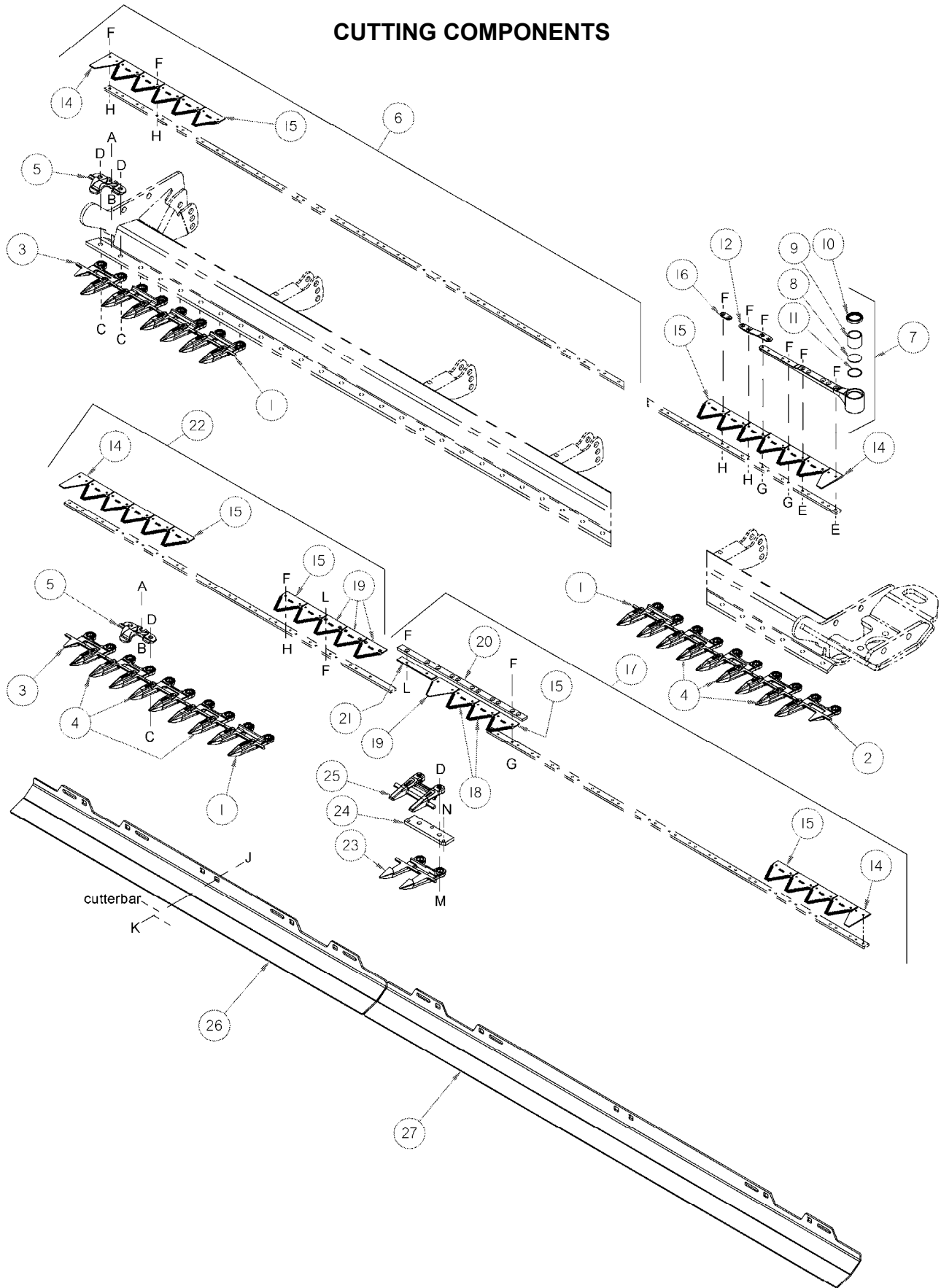
DRIVE SHIELDS



DRIVE SHIELDS

REF	PART NUMBER	DESCRIPTION	QTY.	SERIAL NUMBER
1	112624	PIN – retainer	2	
2	38894	LATCH – shield, rubber	1	
3	124826	SHIELD – driveline, upper, c/w decal, 14' header	1	
	124827	SHIELD – driveline, upper, c/w decal, 16' header	1	
	124828	SHIELD – driveline, upper, c/w decal, 18' header	1	
4	170116	ROD – shield hinge, 14' header.....	1	
	170117	ROD – shield hinge, 16' header.....	1	
	170118	ROD – shield hinge, 18' header.....	1	
5	124652	SHIELD – driveline, lower, 14' header	1	
	124653	SHIELD – driveline, lower, 16' header	1	
	124654	SHIELD – driveline, lower, 18' header	1	
6	124099	BRACKET – shield, 14' header	1	
	124100	BRACKET – shield, 16' header	1	
	124101	BRACKET – shield, 18' header	1	
7	124154	CHANNEL - shield.....	1	
8	124618	BRACKET - shield.....	1	
A	20077	BOLT – hex head, 3/8 NC x 1 inch, gr. 5		
B	30228	NUT – smooth flange, 3/8 NC, distorted thread		
C	20535	WASHER – flat, 13/32 I.D. x 1" O.D. x 1/8 thk.		
D	50197	BOLT – round head, square neck, 3/8 NC x 1-3/4 inch, gr. 5		
E	18590	NUT – hex, 3/8 NC, gr. 5		
F	21868	BOLT – round head, square neck, 1/2 NC x 1 inch, gr. 5		
G	50186	NUT – lock, smooth flange, 1/2 NC, distorted thread		

CUTTING COMPONENTS



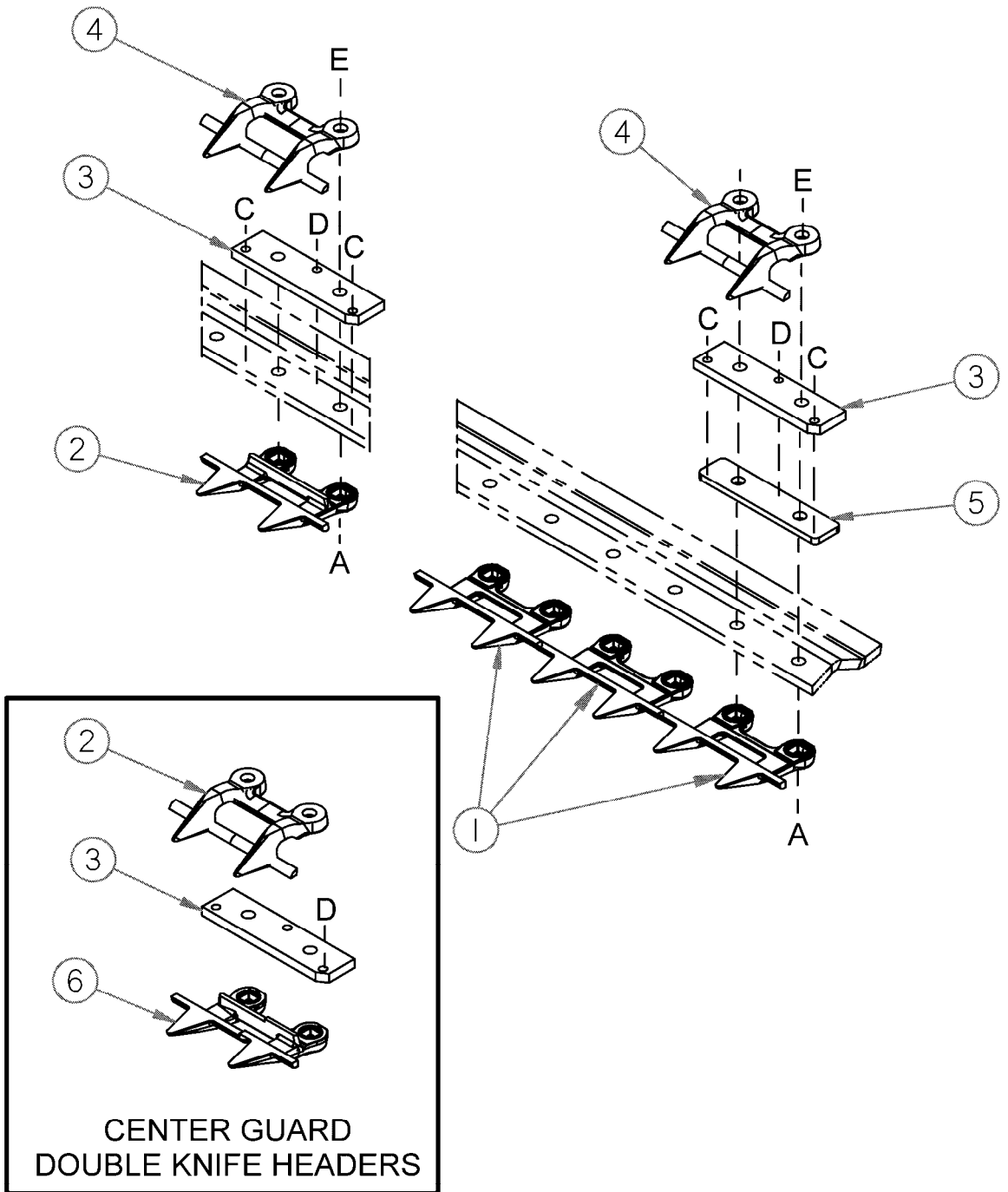
CUTTING COMPONENTS

REF	PART NUMBER	DESCRIPTION	QTY. SK / DK	SERIAL NUMBER
1	118344	GUARD – sickle, all except items 2, 3, 4 & 23)	Note 1	
2	118301	GUARD – sickle, outer, L/H.....	1	
3	118302	GUARD – sickle, outer, R/H.....	1	
4	118345	GUARD – sickle, special, 2 nd , 3 rd & 4 th at drive end(s)	3 / 6	
5	118162	CLIP – hold down	Note 2	
6	142845	SICKLE ASSEMBLY – 14' SK hdrs, cmplt -9 serr/in	OPT.	
	142846	SICKLE ASSEMBLY – 16' SK hdrs, cmplt -9 serr/in	OPT.	
	171034	SICKLE ASSEMBLY – 14' SK hdrs, cmplt -14 serr/in	1 / 0	
	171035	SICKLE ASSEMBLY – 16 SK hdrs, cmplt -14 serr/in	1 / 0	
7	120832	SICKLE HEAD ASSEMBLY – includes items 8-11.....	1 / 2	
8	113937	DISC – sickle head.....	1 / 2	
9	100500	BEARING – needle, sickle head.....	1 / 2	
10	113222	SEAL – sickle head.....	1 / 2	
11	115670	O-RING – sickle head	1 / 2	
12	129329	BAR – connector	1 / 2	
14	34391	SECTION – sickle, end	2	
15	158516	SECTION – sickle, over-serrated, 9 serr/in	Note 3	
	34390	SECTION – sickle, over-serrated, 14 serr/in.....	Note 3	
16	102876	BAR – connector, first 10 after knife head.....	10 / 20	
17	124923	SICKLE ASSEMBLY – left, 14 & 16' DK hdrs -9 serr/in.....	OPT.	
	124924	SICKLE ASSEMBLY – left, 18' DK hdrs -9 serr/in.....	OPT.	
	172001	SICKLE ASSEMBLY – left, 14 & 16' DK hdrs -14 serr/in	0 / 1	
	170086	SICKLE ASSEMBLY – left, 18' DK hdrs -14 serr/in	0 / 1	
18	129320	SECTION – sickle, over-serrated, 90° bottom cntrs nk -9 serr/in	0 / 2	
	118358	SECTION – sickle, over-serrated, 90° bottom cntrs nk -14 serr/in...	0 / 2	
19	170175	SECTION – sickle, over-serrated, 90° top cntrs nk -9 serr/in	0 / 4	
	170174	SECTION – sickle, over-serrated, 90° top cntrs nk -14 serr/in.....	0 / 4	
20	124880	GUIDE – top, L/H sickle	0 / 1	
21	124881	BAR – wear, L/H sickle.....	0 / 1	
22	124925	SICKLE ASSEMBLY – right, 14' DK headers– 9 serr/in.....	OPT.	
	124926	SICKLE ASSEMBLY – right, 16 & 18 DK headers– 9 serr/in	OPT.	
	142002	SICKLE ASSEMBLY – right, 14' DK hdrs – 14 serr/in.....	0 / 1	
	170087	SICKLE ASSEMBLY – right, 16 & 18 DK– 14 serr/in	0 / 1	
23	124338	GUARD – center	0 / 1	
24	34980	BAR – adjuster	0 / 1	
25	124344	GUARD – top center	0 / 1	
26	143292	SHOE – short	Note 4	
27	143293	SHOE – long	Note 5	
A	118154	BOLT – hex head, 3/8 NC x 5/8, threaded full length, gr. 8		
B	118193	NUT – flange hex head, 3/8 inch		
C	8218	BOLT – round head, sq nk, 7/16 NC x 1-1/2 inch, gr. 5		
D	18654	NUT – hex, 7/16 NC, gr. 5		
E	30668	SCREW – button head, rib neck, #12-24 NC x 1.05 inch		
F	30669	NUT – counter sink, center lock, #12-24 NC		
G	49671	SCREW – button head, rib neck, #12-24 NC x 0.920 inch		
H	30696	SCREW – button head, rib neck, #12-24 NC x 0.67 inch		
J	21066	BOLT – round head, square neck, 1/2 NC x 1 inch, gr. 5		
K	50186	NUT – lock, smooth flange, 1/2 NC, gr. 5		
L	145246	SCREW – 90° csk socket head, #12-24 NC x 0.5 inch		
M	30862	BOLT – round head, sq nk, 7/16 NC x 2-1/2 inch, gr. 5		
N	50120	BOLT – hex head, 3/8 NC x 1, stainless steel		

NOTES:

1. 118344 Guard qty's: 14' SK = 25; 16' SK = 28; 14' DK = 21; 16' DK = 24; 18' DK = 27
2. 118162 Clip qty's: 14' SK = 28; 16' SK = 31; 14' DK = 25; 16' DK = 28; 18' DK = 31
3. 34390/158516 Section qty's: 14' SK = 59; 16' SK = 65; 14' DK = 52; 16' DK = 59; 18' DK = 65
4. 143292 Short Shoe qty's: 14' = 2; 16' = 1; 18' = 0
5. 143293 Long Shoe qty's: 14' = 1; 16' = 2; 18' = 3

SICKLE STUB GUARDS (OPTION)

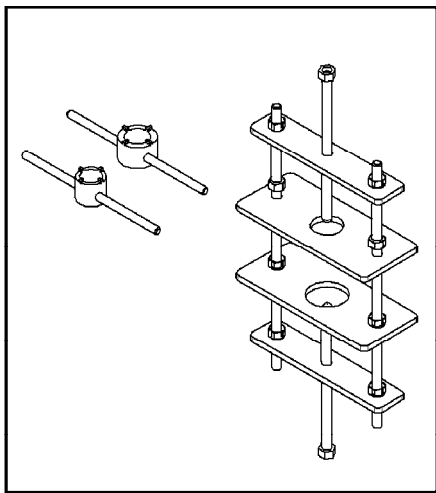


SICKLE STUB GUARDS (OPTION)

REF	PART NUMBER	DESCRIPTION	QTY. SK/DK	SERIAL NUMBER
	B 4692	STUB GUARD CONVERSION KIT – 14' SK header		
	B 4955	STUB GUARD CONVERSION KIT – 16' SK header		
	B 4956	STUB GUARD CONVERSION KIT – 14' DK header		
	B 4715	STUB GUARD CONVERSION KIT – 16' DK header		
	B 4957	STUB GUARD CONVERSION KIT – 18' DK header		
		Kits available through Wholegoods only.		
1	118347	SPECIAL END GUARD – no trash bar, first three at drive end(s).....	4 / 8	
2	118346	GUARD – stub.....	Note 1	
3	34980	BAR – adjuster	Note 2	
4	34359	GUIDE – sickle	Note 2	
5	47324	BAR – spacer, first guard at L/H end.....	1 / 0	
6	124775	GUARD – stub, center.....	0 / 1	
A	30862	BOLT – round head, square neck, 7/16 NC x 2-1/2 inch		
C	50119	BOLT – hex head, 3/8 NC x 3/4 inch, stainless steel		
D	50120	BOLT – hex head, 3/8 NC x 1 inch, stainless steel		
E	18654	NUT – hex 7/16 NC		

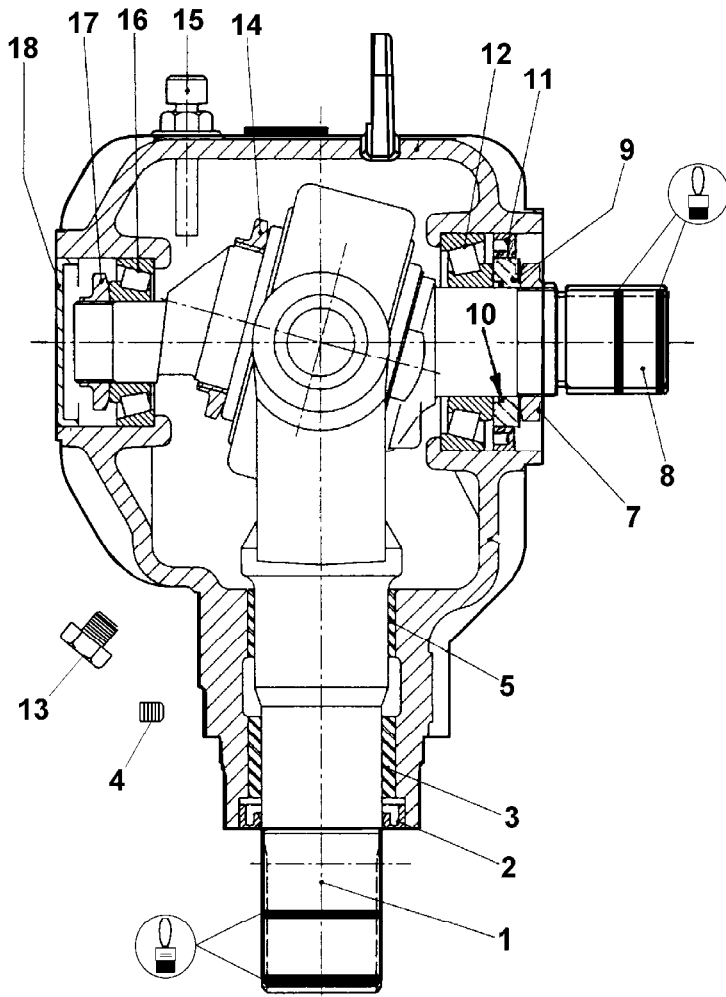
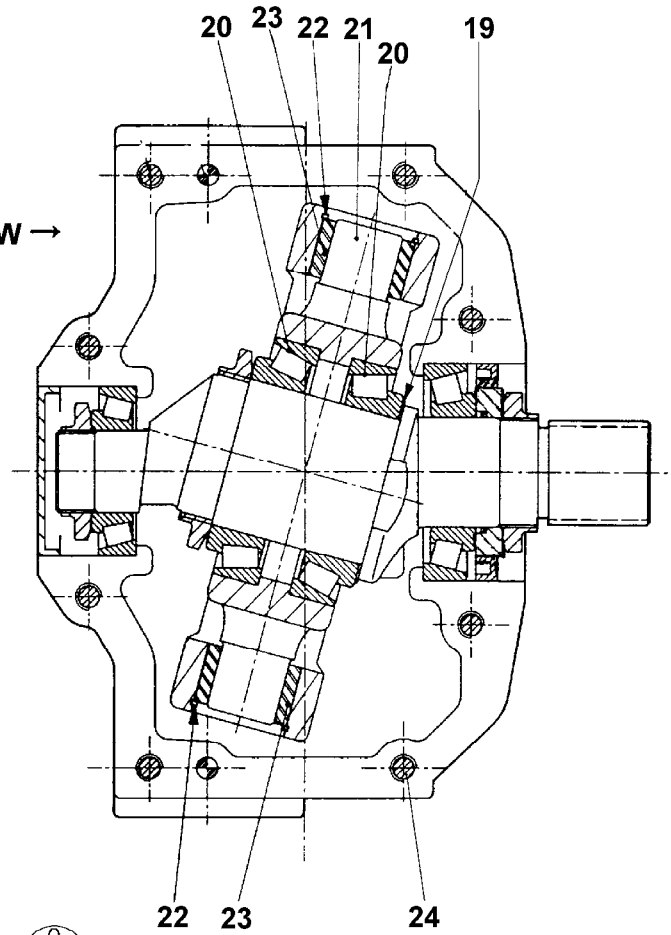
Notes: 1. Qty's for 118346: 14' SK = 26; 16' SK = 29; 14' DK = 21; 16' DK = 24; 18' DK = 27
 2. Qty's for 34980: 14' = 30; 16' = 33; 18' = 36

SICKLE DRIVE BOX



25

TOP VIEW →



← SIDE VIEW

SICKLE DRIVE BOX

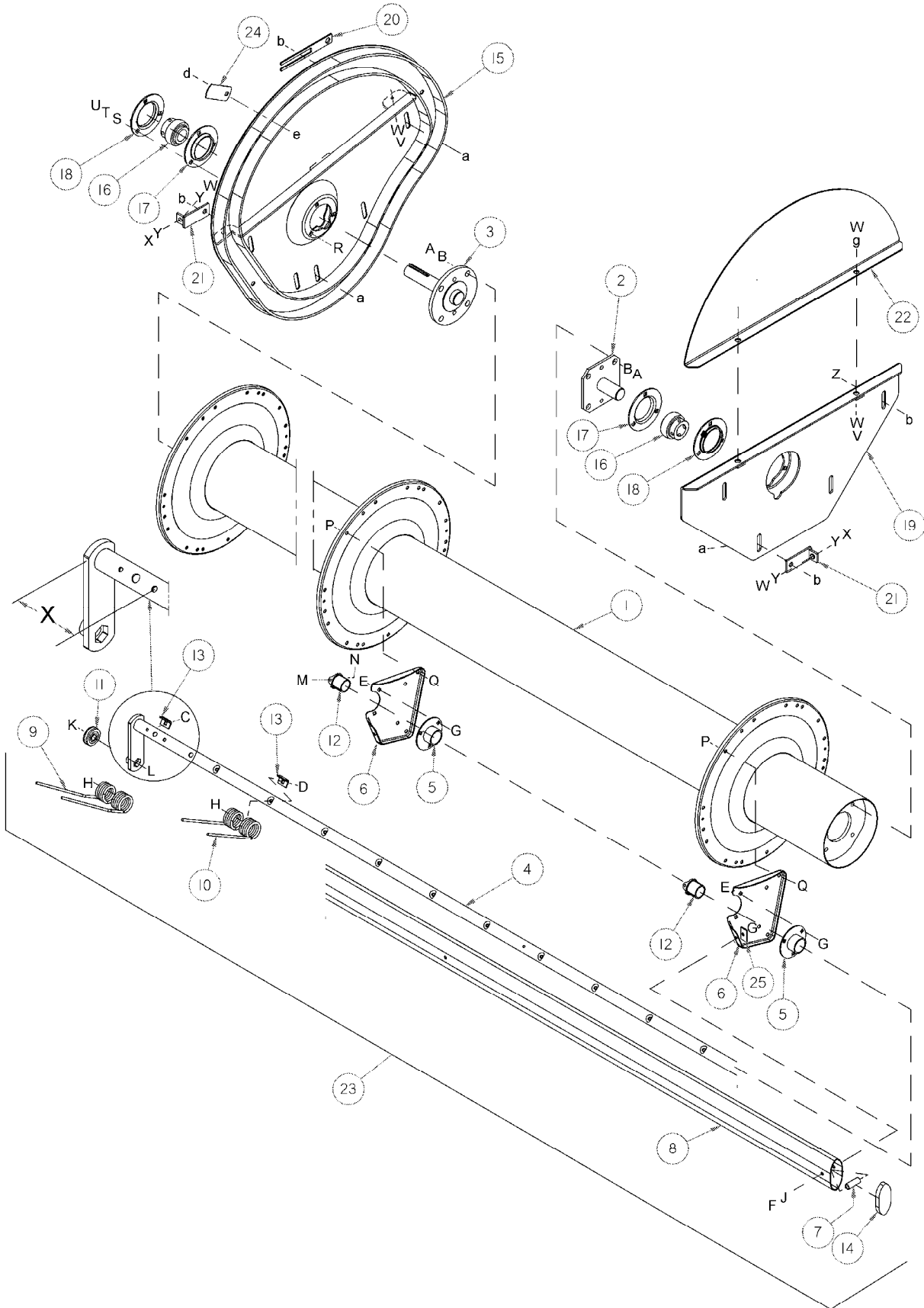
REF	PART NUMBER	DESCRIPTION	QTY.	SERIAL NUMBER
	100532	DRIVE – sickle, complete.....	1	
1	100706	YOKE – output	1	
2	100707	SEAL – oil, output shaft.....	1	
3	100708	BUSHING – bronze	1	
4	103565	PLUG – hex socket	2	
5	100726	BUSHING - steel	1	
7	100709	NUT – special	1	
8	100710	SHAFT – input.....	1	
9	102629	SPACER – 60mm O.D.	1	
10	100712	O-RING.....	1	
11	102630	SEAL – oil, input shaft, 60mm I.D.	1	
12	100714	BEARING ASSEMBLY – cup & cone.....	1	
13	103096	PLUG – oil drain	2	
14	100715	NUT – lock, M55 x 2.....	1	
15	100716	BREATHER PLUG – with dipstick.....	1	
16	100717	BEARING ASSEMBLY – cup & cone.....	1	
17	100718	NUT – lock, M30 x 1.5.....	1	
18	100719	CAP – dust	1	
19	113152	SHIM – input shaft.....	1	
20	100720	BEARING ASSEMBLY – cup & cone.....	2	
21	100721	PIVOT.....	1	
22	100722	RING – retaining, internal.....	2	
23	100723	BUSHING – bronze	2	
24	113153	BOLT – socket head, M10 x 50mm.....	8	
25	139003	TOOL KIT – sickle drive box disassembly/assembly	A/R	



REF

Apply LOCTITE 243 adhesive or equivalent to splines before assembly.

A30-S & A30-D REEL



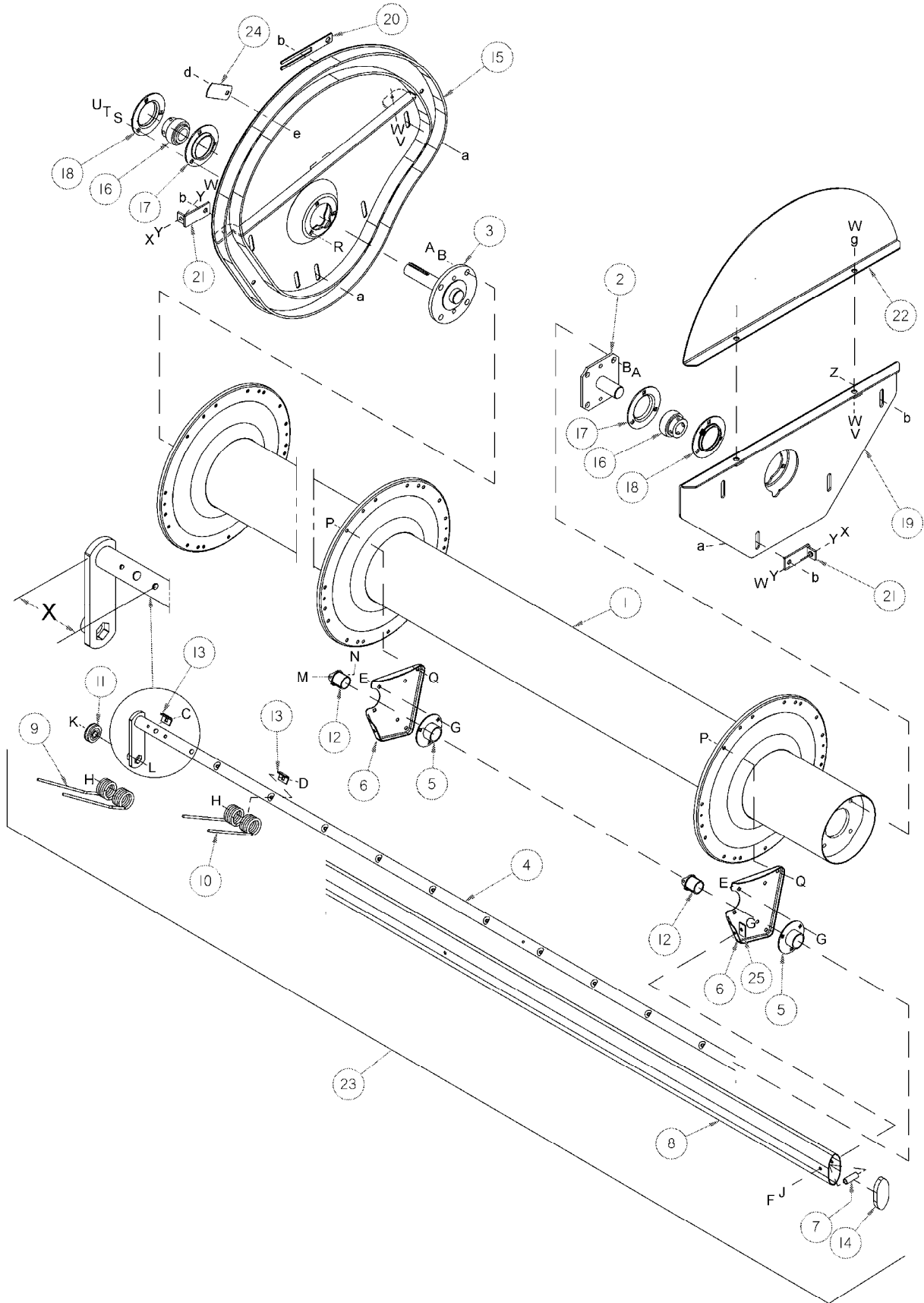
A30-S & A30-D REEL

REF	PART NUMBER	DESCRIPTION	QTY.	SERIAL NUMBER
1	143544	TUBE – reel, 14 ft. header.....	1	
	143545	TUBE – reel, 16 ft. header.....	1	
	143546	TUBE – reel, 18 ft. header.....	1	
2	143360	SHAFT – L/H reel.....	1	
3	143563	SHAFT – R/H reel.....	1	
4	124556	TUBE – tine bar, 14 ft. headers, “X” = 4-1/2 in. (113 mm).....	3	
	124557	TUBE – tine bar, 14 ft. headers, “X” = 6-5/16 in. (161 mm).....	2	
	124558	TUBE – tine bar, 16 ft. headers, “X” = 4-1/2 in. (113 mm).....	3	
	124559	TUBE – tine bar, 16 ft. headers, “X” = 6-5/16 in. (161 mm).....	2	
	142745	TUBE – tine bar, 18 ft. headers, “X” = 4-1/2 in. (113 mm).....	3	
	142746	TUBE – tine bar, 18 ft. headers, “X” = 6-5/16 in. (161 mm).....	2	
5	47295	BUSHING – tine bar.....	20	
6	170181	ARM – reel.....	20	
7	142825	SPACER – tube.....	20	
8	143738	BAT – reel, 14 ft header.....	5	
	143739	BAT – reel, 16 ft header.....	5	
	143740	BAT – reel, 18 ft header.....	5	
9	143311	FINGER – double, R/H outboard end.....	5	
10	47681	FINGER – double.....	Note 1	
11	50184	BEARING – cam follower.....	5	
12	28790	BUSHING – plastic.....	20	
13	19183	CLIP – spring tooth.....	Note 2	
14	124357	PLUG – reel bat.....	10	
15	143093	CAM – reel.....	1	
16	143972	BEARING – reel shaft, ball, 1-3/8 inch bore.....	2	
17	30602	FLANGE – bearing.....	2	
18	30603	FLANGE – bearing, c/w grease fitting.....	2	
19	143567	SUPPORT - lower.....	1	
20	124984	BAR – shim, cam adjuster.....	1	
21	143814	ANGLE - adjuster.....	2	
22	143726	SHIELD – upper, L/H reel.....	1	
23	B 4693	KIT – replacement reel bat, 14’ – one complete bat ass’y.....	*	
	B 4694	KIT – replacement reel bat, 16’ – one complete bat ass’y.....	*	
	B 4863	KIT – replacement reel bat, 18’ – one complete bat ass’y.....	*	
	*	Kits available through Wholegoods only		
24	47418	COVER – cam bearing access.....	1	
25	170186	WASHER - rectangular.....	20	

Notes: 1. Qty. for 47681: 14’ = 110; 16’ = 120; 18’ = 130
 2. Qty. for 19183: 14’ = 115; 16’ = 125; 18’ = 135

See next page for hardware listing.

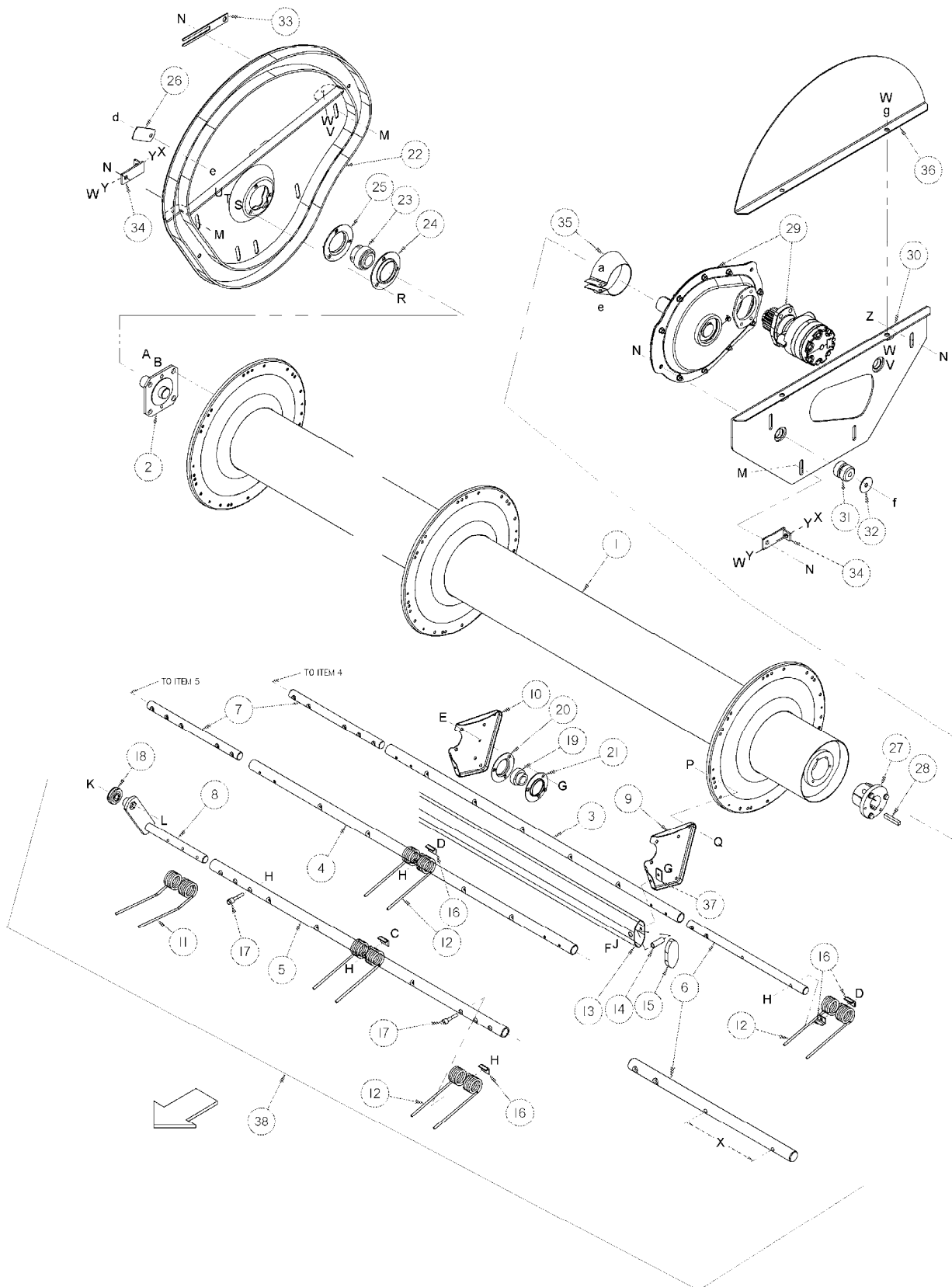
A30-S & A30-D REEL



A30-S & A30-D REEL

REF	PART NUMBER	DESCRIPTION	QTY.	SERIAL NUMBER
A	21585	BOLT – hex head, 5/8 NC x 1-1/4 inch, gr. 5		
B	18639	WASHER – lock, 5/8 inch I.D.		
C	21480	BOLT – round head, square neck, 5/16 NC x 2 inch, gr. 5		
D	21488	BOLT – round head, sq nk, 5/16 NC x 1-3/4 inch, gr. 5		
E	135305	BOLT – round head, square neck, 5/16 NC x 5/8 inch, gr. 5		
F	21563	BOLT – hex head, 5/16 NC x 2-1/2 inch, gr. 5		
G	30280	NUT – lock, smooth flange, 5/16 NC, gr. 5		
H	18690	NUT – lock, hex head, 5/16 NC, distorted thread		
J	103837	WASHER – flat, 8.7mm I.D. x 28.6mm O.D. x 2mm thick		
K	28346	BOLT – hex head, 5/8 NC		
L	21941	NUT – jam, hex head, 5/8 NC		
M	21570	BOLT – hex head, 1/4 NC x 2 inch, gr. 5		
N	18724	NUT – lock, hex head, 1/4 NC, distorted thread		
P	50076	BOLT – hex head, serrated flange, 3/8 NC x 5/8 inch, gr. 5		
Q	21452	NUT – serrated flange, 3/8 NC		
R	19965	BOLT – round head, square neck, 3/8 NC x 1 inch, gr. 5		
S	18598	WASHER – flat, 13/32 I.D. x 13/16 inch O.D.		
T	18637	WASHER – lock, 3/8 inch I.D.		
U	18590	NUT – hex, 3/8 NC, gr. 5		
V	21672	BOLT – hex head, 1/2 NC x 3 inch, thread full length, gr. 5		
W	18591	NUT – hex, 1/2 NC, gr. 5		
X	30299	BOLT – hex head, 1/2 NC x 4 inch, gr. 5		
Y	18599	WASHER – flat, 17/32 I.D. x 1-1/16 inch O.D.		
Z	21066	BOLT – round head, square neck, 1/2 NC x 1 inch, gr. 5		
a	21471	BOLT – round head, square neck, 1/2 NC x 1-1/4 inch, gr. 5		
b	50186	NUT – lock, smooth flange, 1/2 NC, distorted thread, gr. 5		
d	21472	BOLT – round head, square neck, 3/8 NC x 3/4 inch, gr. 5		
e	30228	NUT – lock, smooth flange, 3/8 NC, distorted thread		
g	18638	WASHER – lock, 1/2 inch I.D.		

A40-D REEL



A40-D REEL

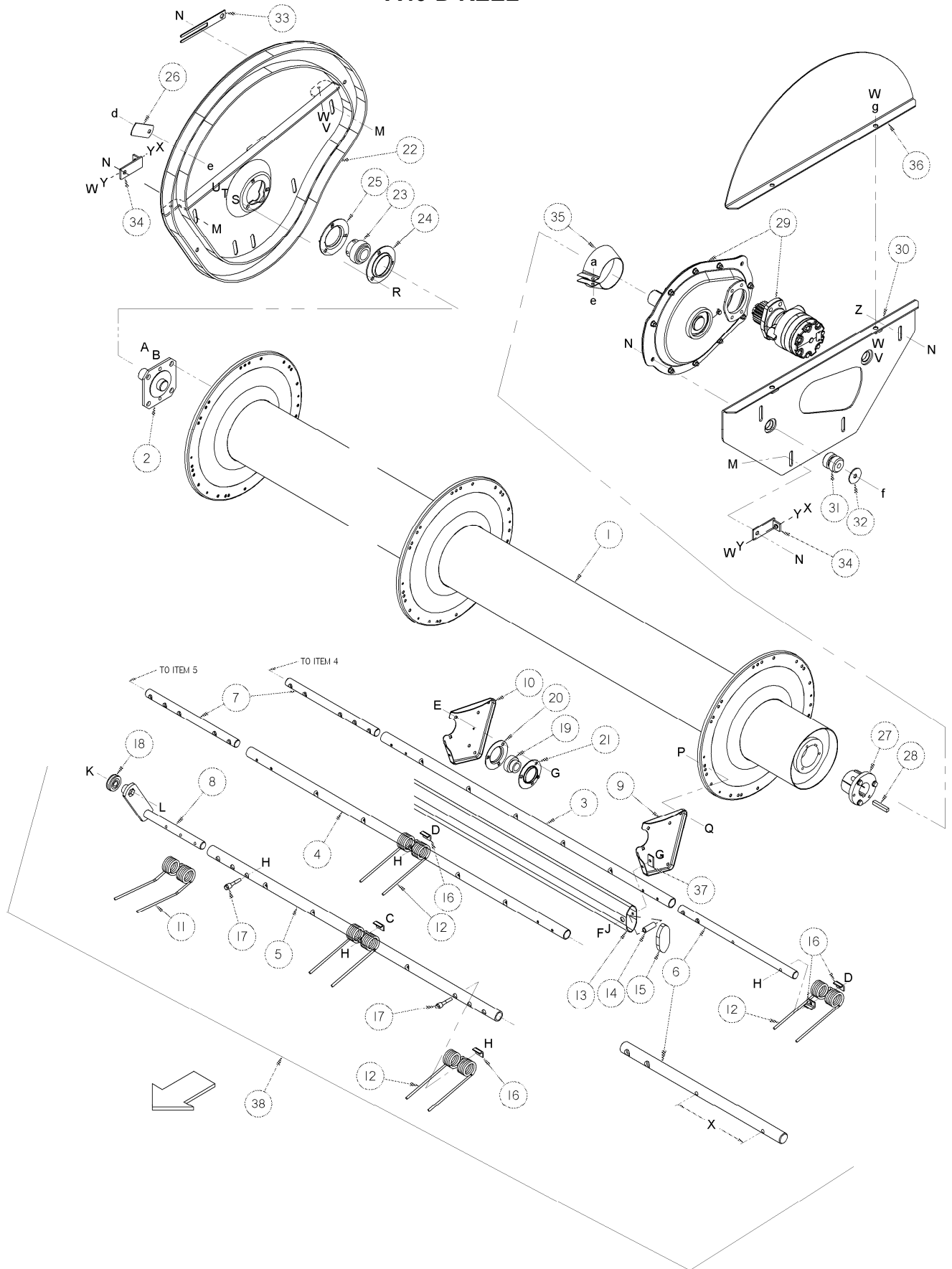
REF	PART NUMBER	DESCRIPTION	QTY.	SERIAL NUMBER
1	143283	TUBE – reel, 14 ft. header.....	1	
	143284	TUBE – reel, 16 ft. header.....	1	
	143285	TUBE – reel, 18 ft. header.....	1	
2	143360	SHAFT – stub, R/H reel.....	1	
3	143307	TINE TUBE – L/H, 14 ft. header.....	6	
	143300	TINE TUBE – L/H, 16 ft. header.....	6	
	143309	TINE TUBE – L/H, 18 ft. header.....	6	
4	143300	TINE TUBE – center, 14 ft. & 16 ft. headers.....	6	
	143301	TINE TUBE – center, 18 ft. header.....	6	
5	143296	TINE TUBE – R/H, 14 ft. header.....	6	
	143297	TINE TUBE – R/H, 16 ft. & 18 ft. headers.....	6	
6	143334	SHAFT – left end, inboard stagger, “X” = 205 mm.....	3	
	143335	SHAFT – left end, outboard stagger, “X” = 158 mm.....	3	
7	143333	SHAFT – connector.....	12	
8	143329	SHAFT – cam.....	6	
9	170181	ARM – reel, outboard arms.....	12	
10	170182	ARM – reel, inboard arms.....	12	
11	143699	FINGER – double, R/H outboard end.....	6	
12	47681	FINGER – double.....	Note 1	
13	143733	BAT – reel, 14 ft header.....	6	
	143734	BAT – reel, 16 ft header.....	6	
	143735	BAT – reel, 18 ft header.....	6	
14	142825	SPACER – tube.....	24	
15	124357	PLUG – reel bat.....	12	
16	19183	CLIP – spring tooth.....	Note 1	
17	143308	BOLT – special, hex head, shoulder.....	84	
18	50184	BEARING – cam follower.....	6	
19	143970	BEARING – ball, with lock collar.....	24	
20	30600	FLANGE – bearing.....	24	
21	30596	FLANGE – bearing, with grease fitting.....	24	
22	143093	CAM – reel.....	1	
23	143972	BEARING – reel shaft, ball, 1-3/8 inch bore.....	1	
24	30602	FLANGE – bearing.....	1	
25	30603	FLANGE – bearing, with grease fitting.....	1	
26	47418	COVER – cam bearing access.....	1	
27	143471	BUSHING – taper lock, with outer key & bolts.....	1	
28	33304	KEY – reel drive shaft.....	1	
29	REF	See “Reel Gearbox & Motor”, next section.....	1	
30	143104	SUPPORT – reel, L/H.....	1	
31	143107	BUSHING – rubber.....	2	
32	143108	WASHER – flat.....	2	
33	124984	BAR – shim, cam adjuster.....	1	
34	143814	ANGLE - adjuster.....	2	
35	143625	SHIELD – reel drive shaft.....	1	
36	143726	SHIELD – upper, L/H reel.....	1	
37	170186	WASHER - rectangular.....	24	
38	B 4716	KIT – replacement reel bat – 14’, one complete bat assy	*	
	B 4717	KIT – replacement reel bat – 16’, one complete bat assy	*	
	B 4718	KIT – replacement reel bat – 18’, one complete bat assy	*	

* Kits available through Wholegoods only.

NOTES: 1. Qty. for 47681 & 19183: 14’ = 132; 16’ = 147; 18’ = 159

See next page for hardware listing.

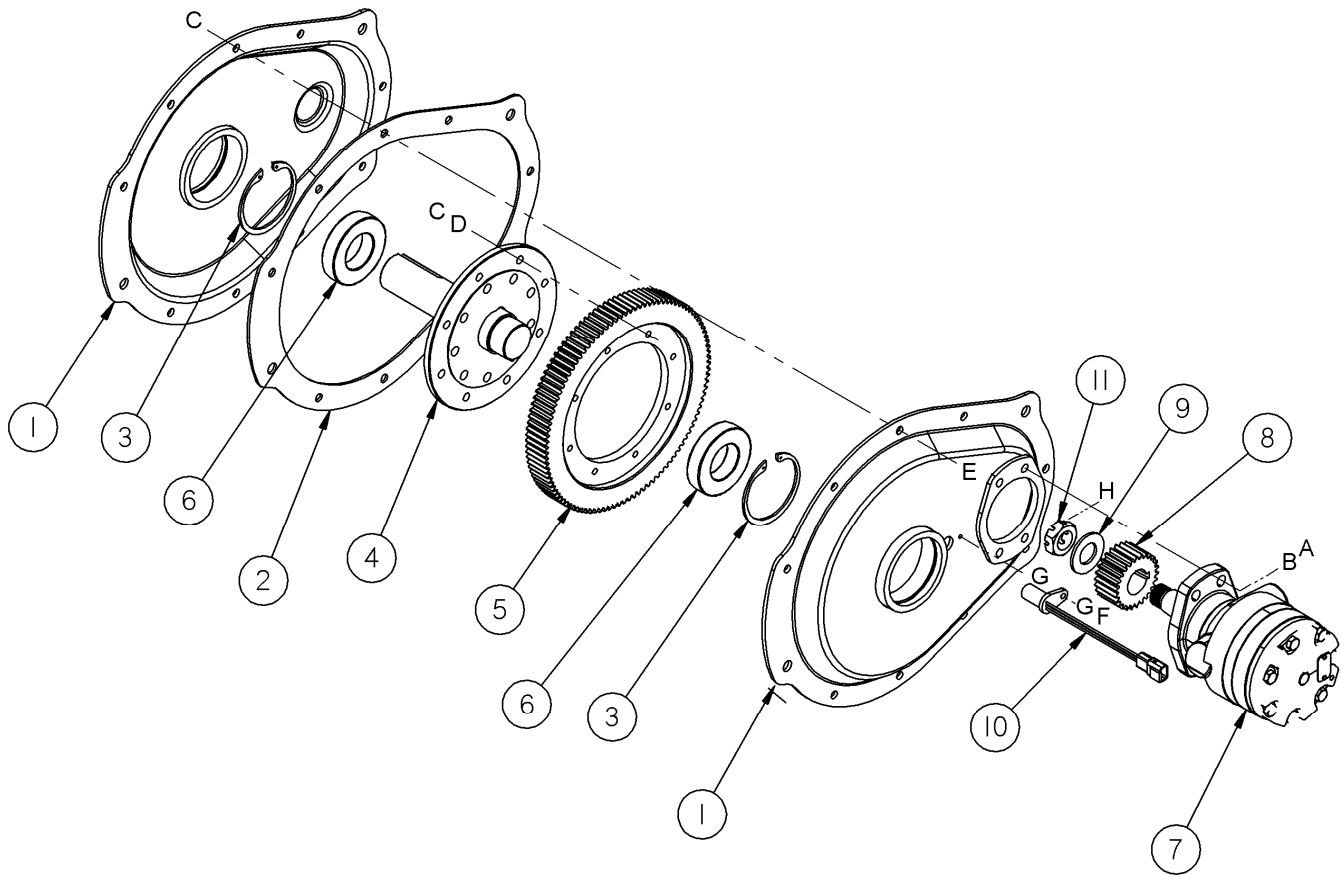
A40-D REEL



A40-D REEL

REF	PART NUMBER	DESCRIPTION	QTY.	SERIAL NUMBER
A	21585	BOLT – hex head, 5/8 NC x 1-1/4 inch, gr. 5		
B	18639	WASHER – lock, 5/8 inch I.D.		
C	21480	BOLT – round head, square neck, 5/16 NC x 2 inch, gr. 5		
D	21488	BOLT – round head, square neck, 5/16 NC x 1-3/4 inch, gr. 5		
E	135305	BOLT – round head, square neck, 5/16 NC x 5/8 inch, gr. 5		
F	21563	BOLT – hex head, 5/16 NC x 2-1/2 inch, gr. 5		
G	30280	NUT – lock, smooth flange, 5/16 NC, gr. 5		
H	18690	NUT – lock, hex head, 5/16 NC, distorted thread		
J	103837	WASHER – flat, 8.7mm I.D. x 28.6mm O.D. x 2mm thick		
K	28346	BOLT – hex head, 5/8 NC		
L	21941	NUT – jam, hex head, 5/8 NC		
M	21471	BOLT – round head, square neck, 1/2 NC x 1-1/4 inch, gr. 5		
N	50186	NUT – lock, smooth flange, 1/2 NC, distorted thread, gr. 5		
P	50076	BOLT – hex head, serrated flange, 3/8 NC x 5/8 inch, gr. 5		
Q	21452	NUT – serrated flange, 3/8 NC		
R	19965	BOLT – round head, square neck, 3/8 NC x 1 inch, gr. 5		
S	18598	WASHER – flat, 13/32 I.D. x 13/16 inch O.D.		
T	18637	WASHER – lock, 3/8 inch I.D.		
U	18590	NUT – hex, 3/8 NC, gr. 5		
V	21672	BOLT – hex head, 1/2 NC x 3 inch, thread full length, gr. 5		
W	18591	NUT – hex, 1/2 NC, gr. 5		
X	30299	BOLT – hex head, 1/2 NC x 4 inch, gr. 5		
Y	18599	WASHER – flat, 17/32 I.D. x 1-1/16 inch O.D.		
Z	21066	BOLT – round head, square neck, 1/2 NC x 1 inch, gr. 5		
a	21262	BOLT – hex head, 3/8 NC x 2-1/2 inch, thread full length, gr. 5		
d	21472	BOLT – round head, square neck, 3/8 NC x 3/4 inch, gr. 5		
e	30228	NUT – lock, smooth flange, 3/8 NC, distorted thread		
f	21560	BOLT – hex head, 1/2 NC x 3 inch, gr. 5		
g	18638	WASHER – lock, 1/2 inch I.D.		

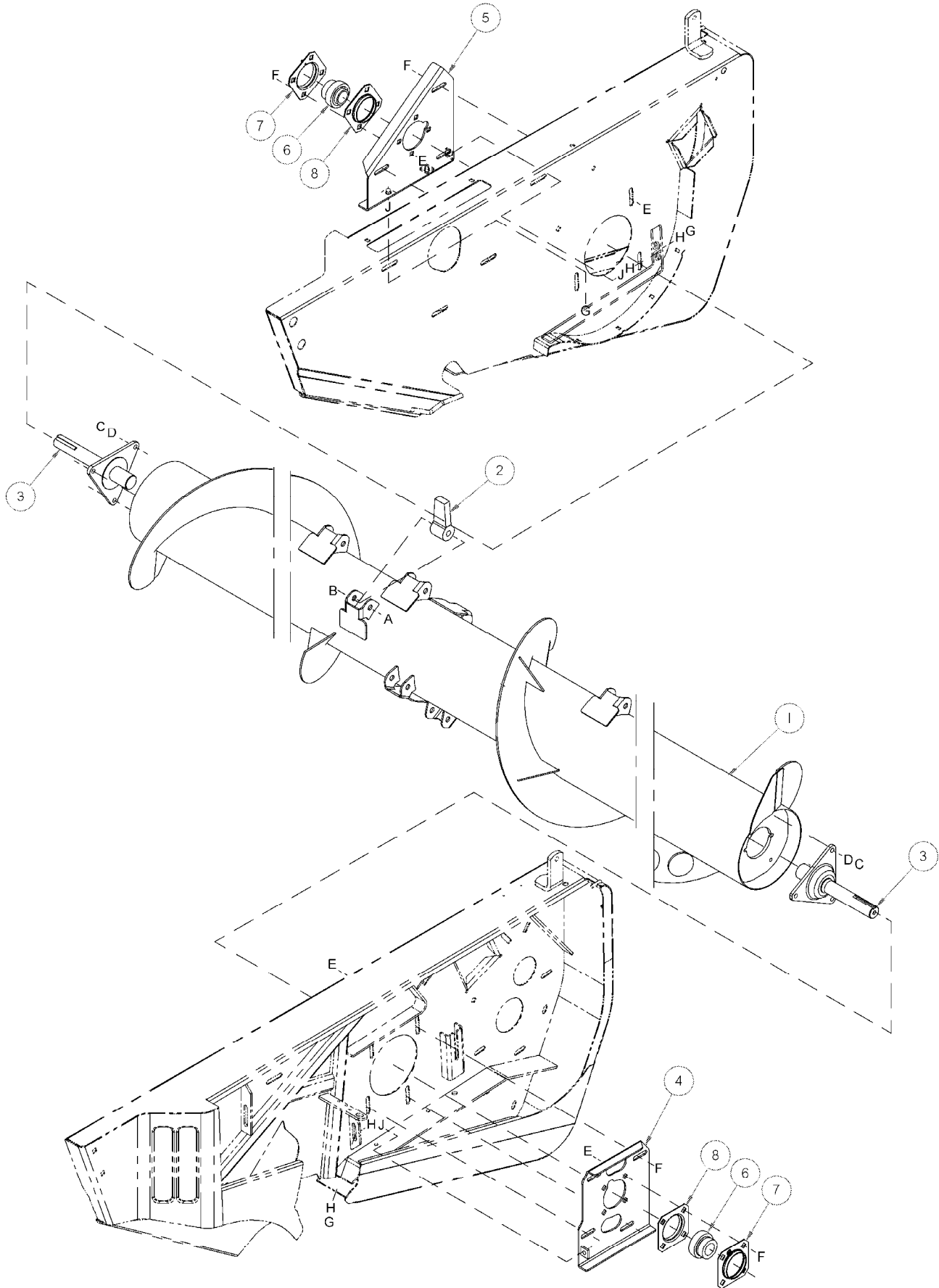
A40-D REEL GEARBOX & MOTOR



A40-D REEL GEARBOX & MOTOR

REF	PART NUMBER	DESCRIPTION	QTY.	SERIAL NUMBER
1	143077	HOUSING – machined, matching set.....	1	
2	143755	GASKET – reel gearbox	1	
3	30882	RING – retaining, internal	2	
4	143089	SHAFT – machined, reel gearbox	1	
5	143658	GEAR – reel gearbox	1	
6	30881	BEARING – ball	2	
7	124096	MOTOR – hydraulic, reel drive – incl. slotted nut item 11	1	
	47277	SEAL KIT – for reel drive motor		
8	143087	GEAR – pinion	1	
9	18603	WASHER – flat, 1-1/16 I.D.	1	
10	143875	SENDER – speed.....	1	
11	137375	NUT – slotted hex, 1.0 -20 UNEF	1	
A	21491	BOLT – hex head, ½ NC x 1 ¼ inch, gr. 5		
B	18638	WASHER – lock, ½ inch I.D.		
C	20077	BOLT – hex head, 3/8 NC x 1 inch, gr. 5		
D	18637	WASHER – lock, 3/8 inch I.D.		
E	30228	NUT – lock, smooth flange, 3/8 NC distorted thread		
F	21572	BOLT – hex head, ¼ NC x 5/8 inch, gr. 5		
G	18596	WASHER – flat, 9/32 inch I.D.		
H	18607	PIN – cotter, 5/32 x 1 ½ inch		

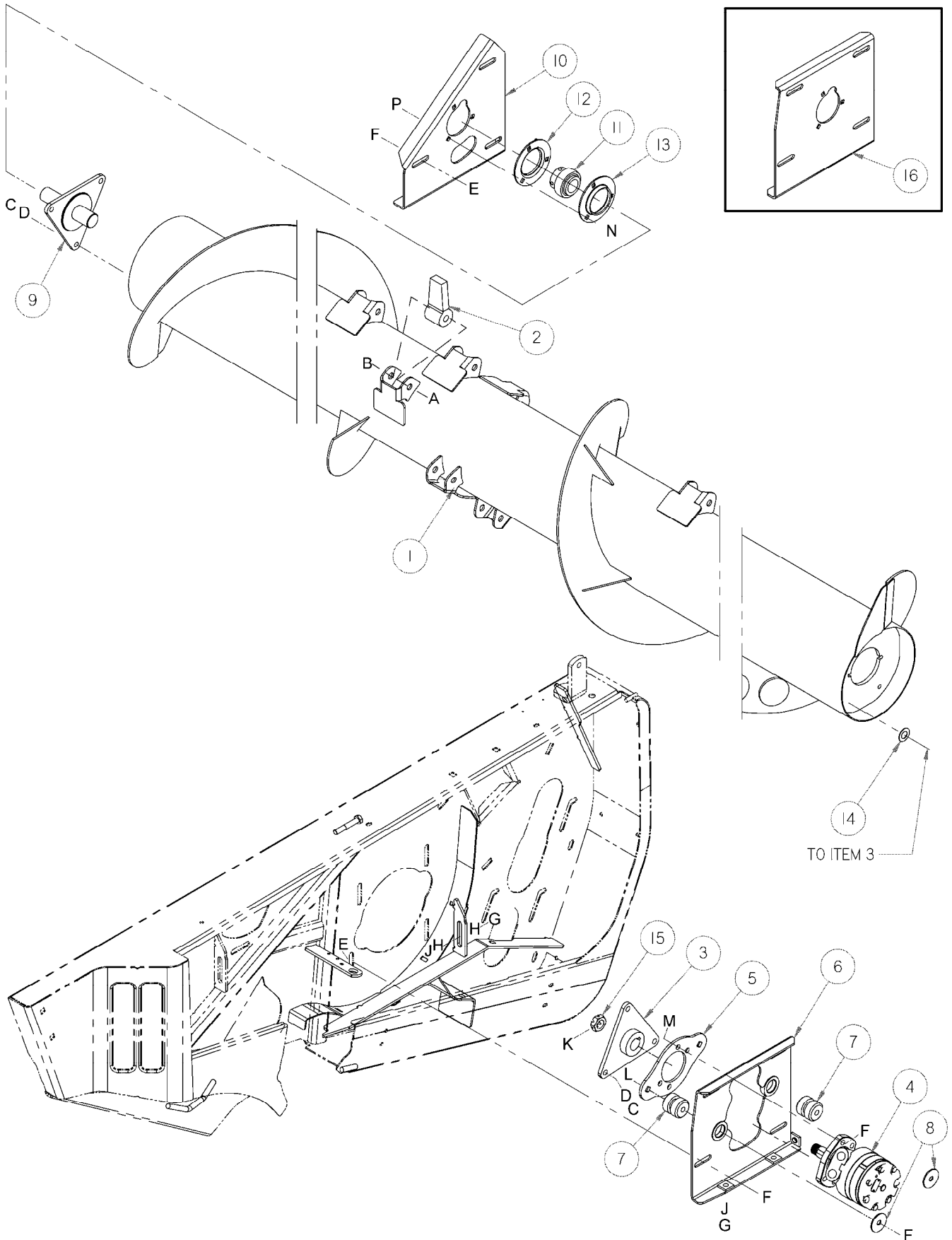
A30-S & A30-D AUGER & MOUNTS



A30-S & A30-D AUGER & MOUNTS

REF	PART NUMBER	DESCRIPTION	QTY.	SERIAL NUMBER
1	170099	AUGER - 14 ft. header.....	1	
	170100	AUGER - 16 ft. header.....	1	
	170101	AUGER - 18 ft. header.....	1	
2	115854	FINGER – auger	12	
3	143253	SHAFT – auger mount	2	
4	171059	SUPPORT – auger, L/H – A30-S.....	1	
	124816	SUPPORT – auger, L/H – A30-D (not exactly as shown).....	1	
5	143813	SUPPORT – auger, R/H	1	
6	143973	BEARING – auger, 1-1/2 inch bore.....	2	
7	30575	FLANGE – bearing, c/w grease fitting.....	2	
8	30576	FLANGE - bearing.....	2	
A	21406	BOLT – hex head, 5/8 NC x 3-1/2 inch, gr. 5		
B	50225	NUT – smooth flange, 5/8 NC, distorted thread		
C	21575	BOLT – hex head, 1/2 NC x 1 inch, gr. 5		
D	18638	WASHER – lock, 1/2 inch I.D.		
E	21066	BOLT – round head, square neck, 1/2 NC x 1 inch, gr. 5		
F	50186	NUT – lock, smooth flange, 1/2 NC, distorted thread, gr. 5		
G	21672	BOLT – hex head, 1/2 NC x 3 inch, gr. 5		
H	18599	WASHER – flat, 17/32 I.D. x 1-1/16 inch O.D.		
J	18591	NUT – hex, 1/2 NC, gr. 5		

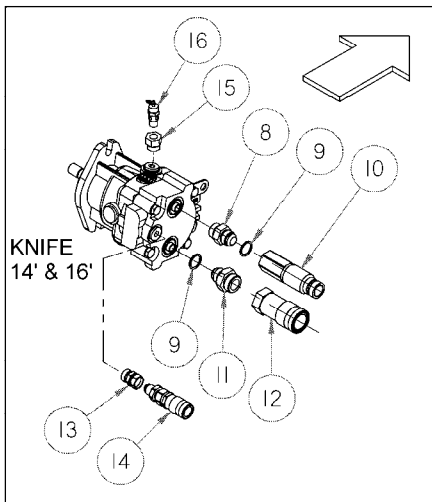
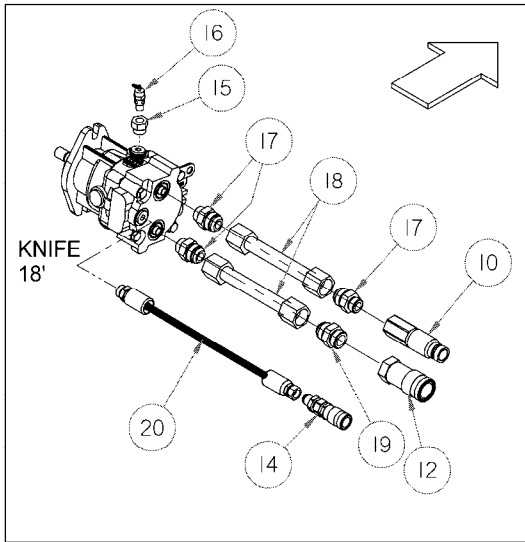
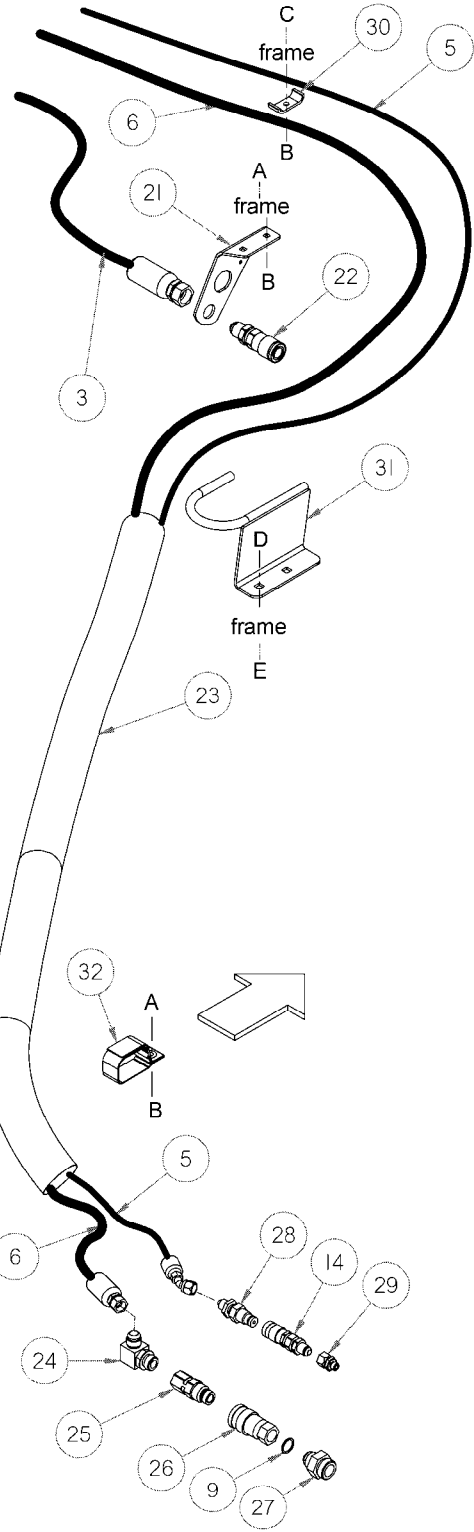
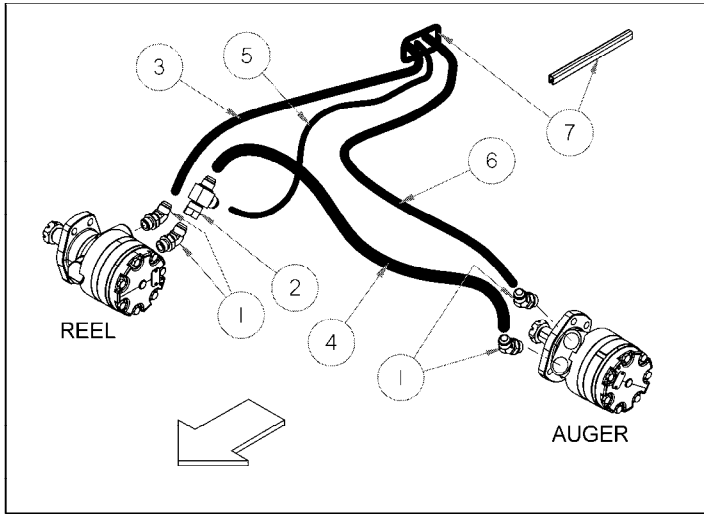
A40-D AUGER, DRIVE MOTOR & MOUNTS



A40-D AUGER, DRIVE MOTOR & MOUNTS

REF	PART NUMBER	DESCRIPTION	QTY.	SERIAL NUMBER
1	170099	AUGER - 14 ft. header.....	1	
	170100	AUGER - 16 ft. header.....	1	
	170101	AUGER - 18 ft. header.....	1	
2	115854	FINGER – auger	12	
3	143152	HUB – auger mount	1	
4	143088	MOTOR – hyd., auger drive, incl. slotted nut (item 15) & key.....	1	
	47277	SEAL KIT – for hydraulic motor		
5	143109	PLATE – mounting, auger motor.....	1	
6	143110	SUPPORT – auger, L/H	1	
7	143107	BUSHING – rubber	2	
8	143108	WASHER – flat	2	
9	143153	SHAFT – stub, R/H auger	1	
10	124985	SUPPORT – auger, R/H	1	168560-
11	143972	BEARING – ball, 1-3/8 inch bore	1	
12	21938	FLANGE – bearing, c/w grease fitting.....	1	
13	30602	FLANGE - bearing.....	1	
14	5113	SHIM – auger mount.....	A/R	
15	137375	NUT – slotted hex, 1.0 -20 UNEF	1	
16	124089	SUPPORT – auger, R/H (2005 units only)	1	-168559
A	21406	BOLT – hex head, 5/8 NC x 3-1/2 inch, gr. 5		
B	50225	NUT – smooth flange, 5/8 NC, distorted thread		
C	21575	BOLT – hex head, 1/2 NC x 1 inch, gr. 5		
D	18638	WASHER – lock, 1/2 inch I.D.		
E	21066	BOLT – round head, square neck, 1/2 NC x 1 inch, gr. 5		
F	50186	NUT – lock, smooth flange, 1/2 NC, distorted thread, gr. 5		
G	21672	BOLT – hex head, 1/2 NC x 3 inch, gr. 5		
H	18599	WASHER – flat, 17/32 I.D. x 1-1/16 inch O.D.		
J	18591	NUT – hex, 1/2 NC, gr. 5		
K	21006	PIN – cotter, 1/8 x 2 inch		
L	30266	BOLT – round head, square neck, 1/2 NC x 3 inch, gr. 5		
M	18723	BOLT – hex head, 1/2 NC x 1 1/2 inch, gr. 5		
N	19965	BOLT – round head, square neck, 3/8 NC x 1 inch, gr. 5		
P	30228	NUT – lock, smooth flange, 3/8 NC, distorted thread, gr. 5		

A40-D HYDRAULIC HOSES & COUPLERS

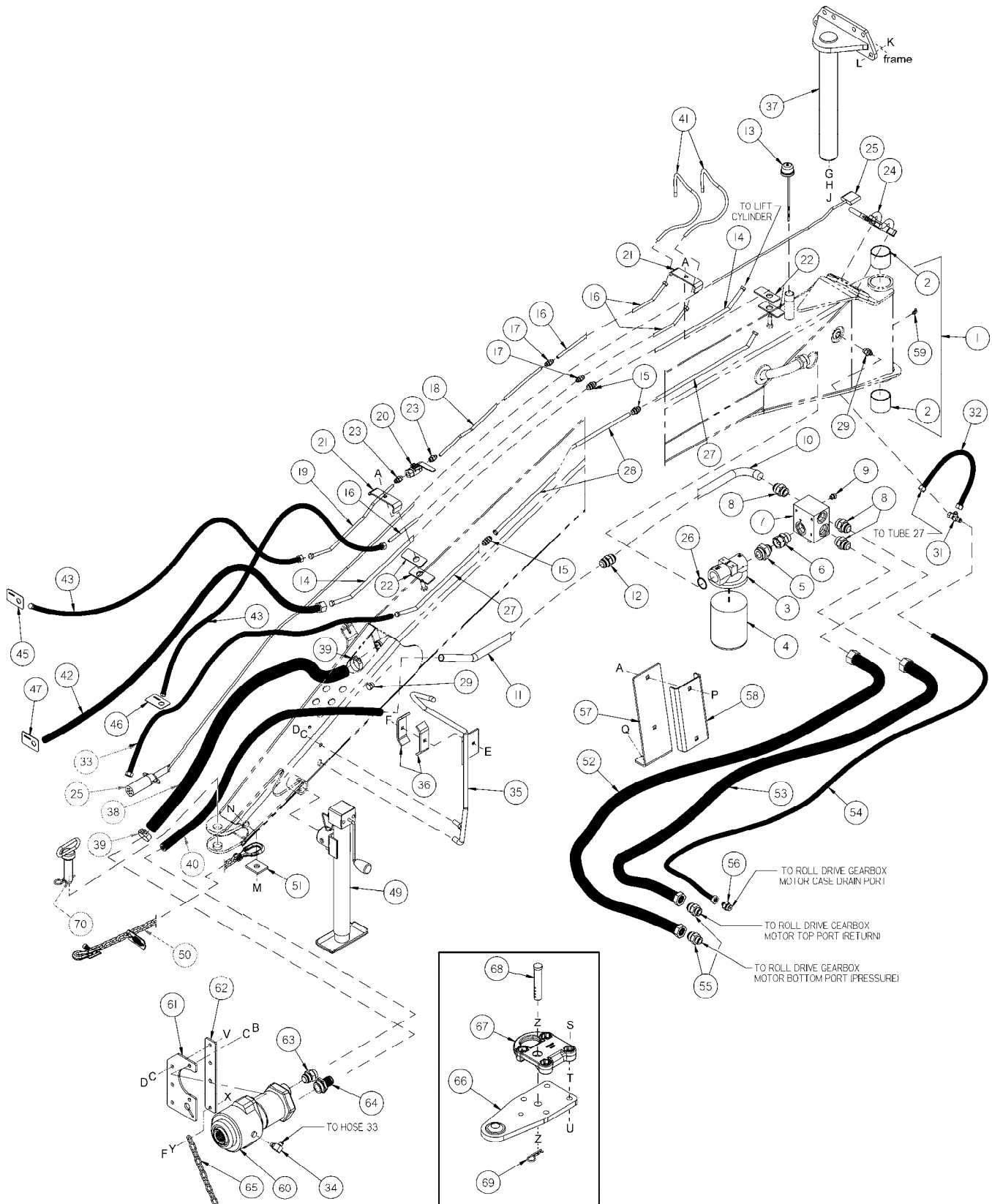


A40-D HYDRAULIC HOSES & COUPLERS

REF	PART NUMBER	DESCRIPTION	QTY.	SERIAL NUMBER
1	50103	FITTING – male elbow, 45° with O-ring, 10-10.....	4	
2	50102	FITTING – tee, swivel run, 10-10-10.....	1	
3	124886	HOSE – hydraulic, reel motor top port to coupler – 14' & 16' ..	1	
	124894	HOSE – hydraulic, reel motor top port to coupler – 18'.....	1	
4	124048	HOSE – hydraulic, reel motor lower port to auger motor lower port.....	1	
5	124885	HOSE – hydraulic, reel motor lower port to coupler – 14'.....	1	
	124890	HOSE – hydraulic, reel motor lower port to coupler – 16'.....	1	
	124893	HOSE – hydraulic, reel motor lower port to coupler – 18'.....	1	
6	124887	HOSE – hydraulic, auger motor top port to coupler – 14'.....	1	
	124892	HOSE – hydraulic, auger motor top port to coupler – 16'.....	1	
	124895	HOSE – hydraulic, auger motor top port to coupler – 18'.....	1	
7	110736	MOULDING – hose protector.....	1	
8	21830	FITTING – connector, tube x O-ring, 12-12 includes O-ring	1	
9	30971	O-RING – sae 12-1.....	See note 1	
10	135314	COUPLER – male, ¾ inch flat face.....	1	
	135479	SEAL KIT – for ¾ male coupler		
11	142897	FITTING - connector, tube x O-ring, 12-16 includes O-ring.....	1	
12	135313	COUPLER – female, ¾ inch flat face.....	1	
	111977	SEAL KIT – for ¾ female coupler		
13	135504	FITTING – adapter, O-ring x female tube, 10-8, incl. O-ring....	1	
14	135213	COUPLER – female, 3/8 inch flat face.....	2	
	135481	SEAL KIT – for 3/8 female coupler		
15	135255	FITTING – adapter, O-ring x female pipe, 10-4, incl. O-ring	1	
16	120377	VALVE – relief.....	1	
17	21840	FITTING – connector, tube x O-ring, 16-12 includes O-ring	3	
18	124942	LINE – hydraulic.....	2	
19	21828	FITTING – connector, tube x O-ring, 16-16 includes O-ring	1	
20	124945	HOSE – hydraulic, case drain extension, 18'.....	1	
21	124756	SUPPORT – harness / coupler.....	1	
22	135206	COUPLER – female, ½ inch flat face, 12 JIC male.....	1	
	135480	SEAL KIT – for ½ female coupler		
23	124902	SLEEVE – hose.....	1	
24	30970	FITTING – male elbow, 90° with O-ring, 12-12.....	1	
25	135508	COUPLER – male, ½ inch flat face.....	1	
	111979	SEAL KIT – for ½ male coupler		
26	135474	COUPLER – female, ½ inch flat face, 12 ORB female.....	1	
	135480	SEAL KIT – for ½ female coupler		
27	135483	FITTING – connector, tube x O-ring, 12-16 includes O-ring	1	
28	135237	COUPLER – male, 3/8 inch flat face.....	1	
	111978	SEAL KIT – for 3/8 male coupler		
29	135472	FITTING – adapter, female tube x male O-ring , 8-6 incl. O-ring.....	1	
30	32225	HOLDER – hose.....	1	
31	170126	DEFLECTOR – hose.....	1	
32	163598	STRAP – Velcro, hanging.....	3	
A	21863	BOLT – round head, short square neck, 3/8 NC x ¾ inch		
B	30228	NUT – lock, smooth flange, 3/8 NC, distorted thread, gr. 5		
C	50197	BOLT – round head, square neck, 3/8 NC x 1 ¾ inch		
D	21868	BOLT – round head, square neck, ½ NC x 1 inch, gr. 5		
E	50186	NUT – lock, smooth flange, ½ NC, distorted thread, gr. 5		

NOTES 1. QTY for item 9, 30971: 14' & 16' = 3; 18' = 1

PULLTYPE HITCH, HYDRAULICS & ELECTRICAL



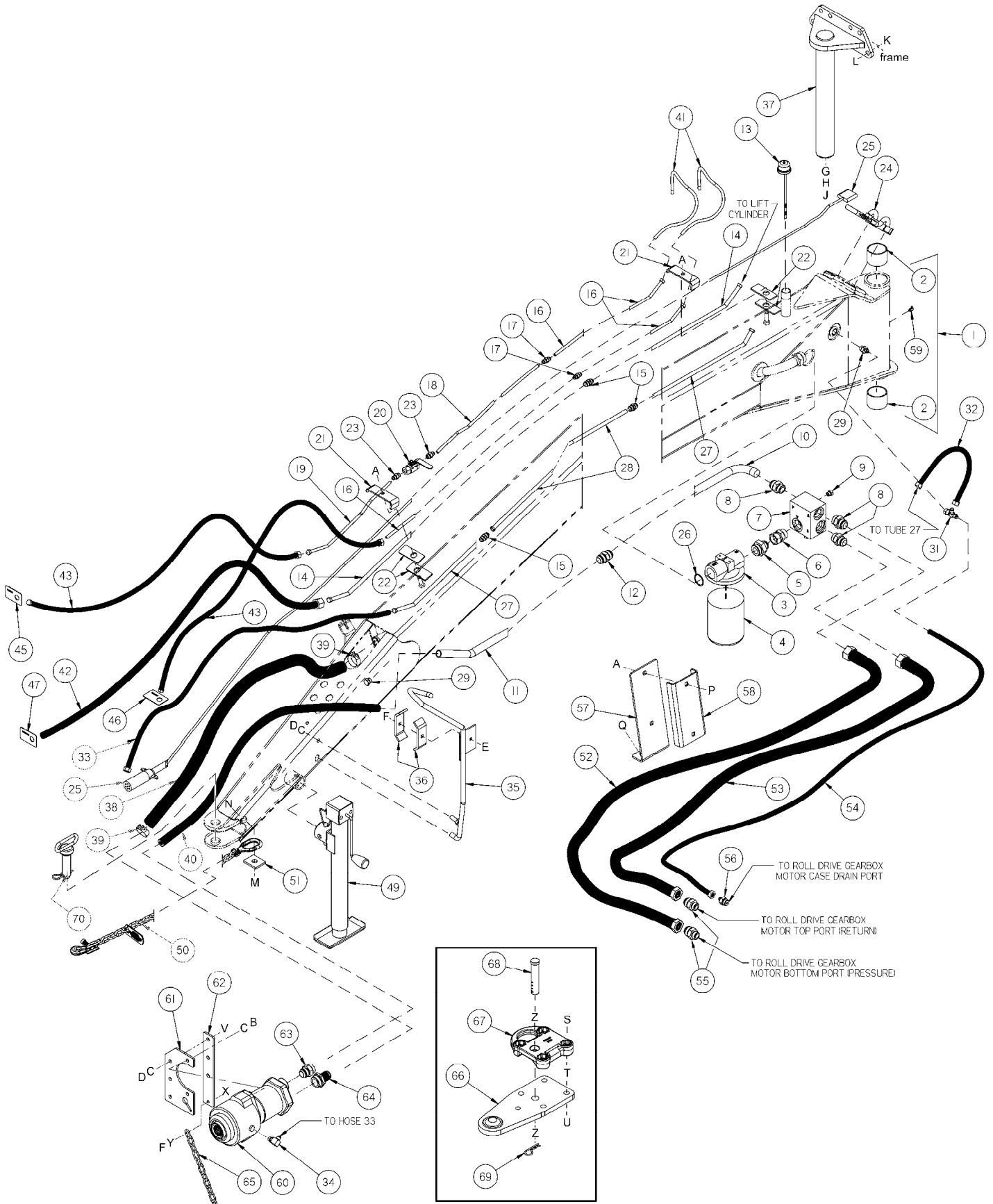
PULLTYPE HITCH, HYDRAULICS & ELECTRICAL

REF	PART NUMBER	DESCRIPTION	QTY.	SERIAL NUMBER
1	142477	HITCH – c/w decals & bushings	1	
2	107201	BUSHINGS – hitch.....	2	
3	151974	HEAD – filter	1	
4	151975	ELEMENT – filter, 10 micron.....	1	
5	108089	FITTING – hydraulic, adapter, 1-5/8” male ORB x 1” male tube	1	
6	135316	FITTING – hydraulic, adapter, 1-5/16” male ORB x 1” female tube....	1	
7	142832	VALVE – hydraulic, relief	1	
	142848	RELIEF CARTRIDGE – for relief valve		
	142849	SEAL KIT – for relief valve		
8	21828	FITTING – hydraulic, adapter, 1-5/16” male ORB x 1” male tube ..	3	
9	30994	PLUG – hex, c/w o-ring.....	1	
10	142478	LINE - hydraulic.....	1	
11	41900	LINE - hydraulic.....	1	
12	30968	FITTING – hydraulic, union, 1-5/16” thread x 1” tube	1	
13	115701	INDICATOR – oil level	1	
14	41909	LINE - hydraulic.....	2	
15	30846	FITTING – hydraulic, union, 3/4” thread x 1/2” tube.....	3	
16	41906	LINE - hydraulic.....	3	
17	30375	FITTING – hydraulic, union, 9/16” thread x 3/8” tube.....	2	
18	135324	LINE - hydraulic.....	1	
19	135338	LINE - hydraulic.....	1	
20	148852	VALVE - ball.....	1	
21	100001	CLAMP – hydraulic line.....	6	
22	142494	PAD - rubber	18	
23	15903	FITTING – connector, 3/8 tube x 9/16 O-ring.....	2	
24	REF	MODULE – light relay, see “Light Group”	1	
25	REF	HARNESS – wiring, lights, see “Light Group”	1	
26	50222	O-RING	1	
27	41908	LINE – hydraulic.....	2	
28	41907	LINE – hydraulic.....	1	
29	21804	FITTING – hydraulic, connector, 3/8 tube x 3/4 ORB	1	
30	30977	PLUG – hex, with O-ring, 3/4 ORB	1	
31	30873	FITTING – tee, swivel run, 3/8 tube	1	
32	140261	HOSE – case drain, tee to tube	1	
33	142926	HOSE - case drain, tube to pump	1	
34	30282	FITTING – elbow, 9/16 O-ring x 3/8 tube	1	
35	115705	GUIDE - hoses	1	
36	24051	HOLDER – hydraulic hoses	2	
37	148163	PIN - hitch	1	
38	142603	HOSE – hydraulic, suction	1	
39	135227	CLAMP – hose, gear type, heavy duty.....	2	
40	142604	HOSE - hydraulic	1	
41	REF	HOSE – hydraulic, see “Steering & Lift Cylinder Hydraulics”...	2	
42	142620	HOSE - hydraulic	1	
43	142621	HOSE - hydraulic	2	
44	30377	FITTING – hydraulic, connector, 1/2” male NPT x 1/2 “ female NPT	1	
45	41579	TAG – hydraulic hose, “hitch left”	1	
46	41580	TAG – hydraulic hose, “hitch right”	1	
47	41581	TAG – hydraulic hose, “raise header”	1	
49	140269	JACK - hitch	1	
50	21404	CHAIN – safety	1	
51	29467	WASHER – flat, rectangular	1	

Continued next page.

NOTE: For cylinder hydraulics, see “Steering & Lift Cylinder Hydraulics”

PULLTYPE HITCH, HYDRAULICS & ELECTRICAL

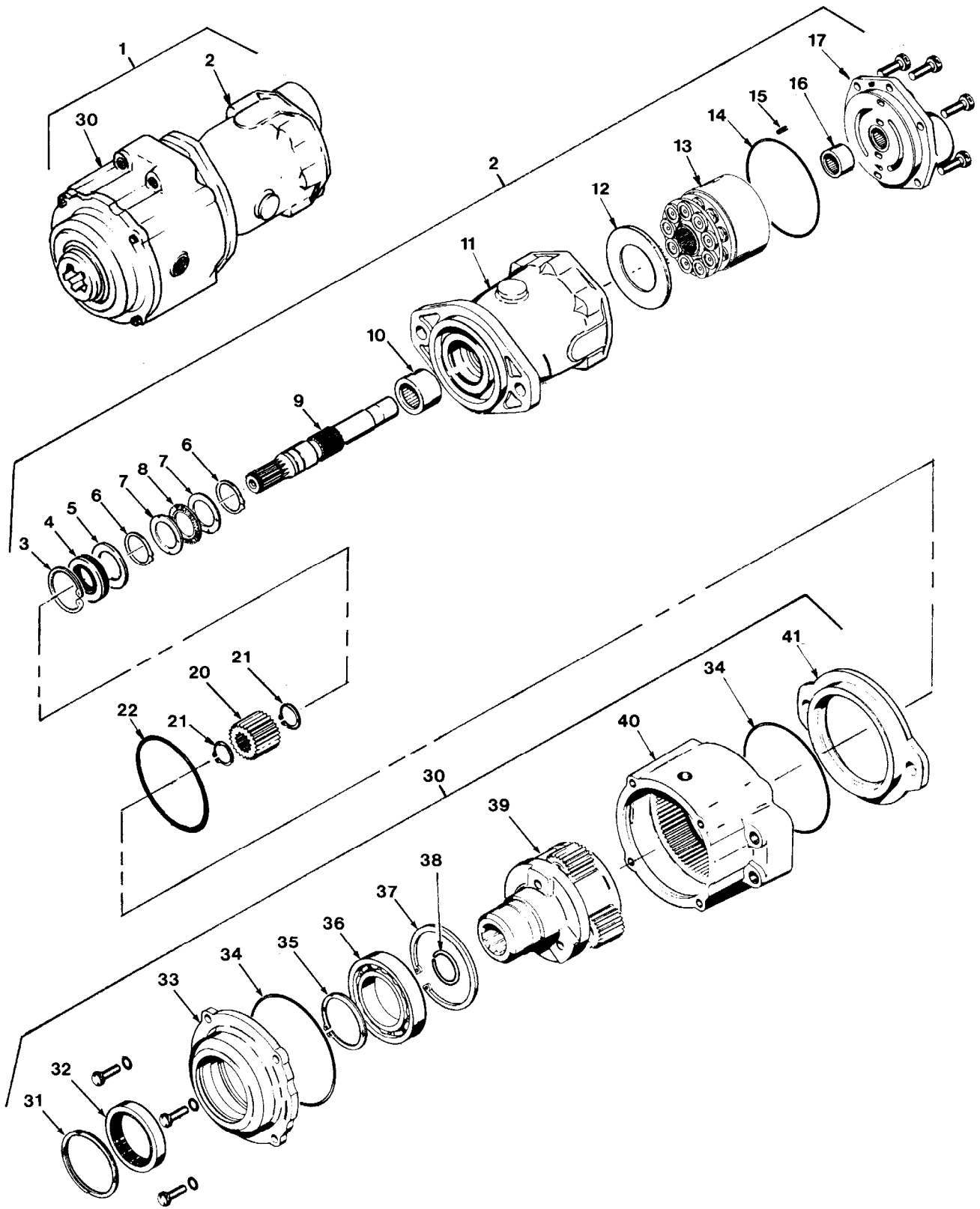


PULLTYPE HITCH, HYDRAULICS & ELECTRICAL

REF	PART NUMBER	DESCRIPTION	QTY.	SERIAL NUMBER
52	142556	HOSE – hydraulic, pressure to gearbox, 14' & 16'	1	
	142557	HOSE – hydraulic, pressure to gearbox, 18'	1	
53	142559	HOSE – hydraulic, return, from gearbox, 14' & 16'	1	
	142762	HOSE – hydraulic, return, from gearbox, 18'	1	
54	142561	HOSE – hydraulic, case drain, from gearbox, 14' & 16'	1	
	142763	HOSE – hydraulic, case drain, from gearbox, 18'	1	
55	21840	FITTING – connector, 1" tube x 1-1/16 O-ring	2	
56	114141	FITTING – connector, 3/8 tube x 7/8 O-ring	1	
57	142589	SUPPORT – hydraulic hoses	1	
58	142593	CHANNEL – hydraulic hose support	1	
59	21010	FITTING – lube, 90° - hitch pin	1	
60	REF	PUMP/GEARBOX ASSEMBLY – see page 49	1	
61	41543	PLATE – pump	1	
62	41545	ARM – torque	1	
63	21828	FITTING – hydraulic, adapter, 1-5/16" male ORB x 1" male tube ..	1	
64	30910	FITTING – hydraulic, straight, c/w o-ring	1	
	30911	O-RING – for fitting 30910	1	
65	36880	CHAIN – safety	1	
66	142524	PLATE – hitch extension	1	
67	149655	CLAMP – casting, hitch extension	1	
68	135593	PIN – clevis	1	
69	13125	PIN – hair	1	
70	171055	PIN – hitch, with hair pin	1	
A	50186	NUT – lock, smooth flange, 1/2 NC, distorted thread		
B	21565	BOLT – hex head, 1/2 NC x 1 3/4 inch, gr. 5		
C	18638	WASHER – lock, 1/2 inch I.D.		
D	18591	NUT – hex, 1/2 NC, gr. 5		
E	30307	BOLT – round head, square neck, 3/8 NC x 3 inch, gr. 5		
F	30228	NUT – smooth flange, 3/8 NC, distorted thread		
G	49464	WASHER – flat, 16.7mm I.D. x 70mm O.D. x 6.4mm thick		
H	18639	WASHER – lock, 5/8 inch I.D.		
J	30664	BOLT – hex head, 5/8 NC x 2-1/4 inch, gr. 5		
K	135340	BOLT – hex head, 5/8 NC x 1-3/4 inch, gr. 5		
L	135341	NUT – lock, smooth flange, 5/8 NC, distorted thread		
M	19957	BOLT – hex head, 3/4 NC x 2-1/2 inch, gr. 5		
N	18689	NUT – lock, hex, 3/4 NC, distorted thread		
P	21489	BOLT – round head, square neck, 1/2 NC x 2-1/2 inch, gr. 5		
Q	21066	BOLT – round head, square neck, 1/2 NC x 1 inch, gr. 5		
S	30876	BOLT – hex head, 3/4 NC x 4 inch, gr. 5		
T	18640	WASHER – lock, 3/4 inch I.D.		
U	18593	NUT – hex, 3/4 NC, gr. 5		
V	21491	BOLT – hex head, 1/2 NC x 1-1/4 inch, gr. 5		
X	21264	BOLT – hex head, 3/8 NC x 1-1/4 inch, gr. 5		
Y	18598	WASHER – flat, 13/32 I.D. x 13/16 inch O.D.		
Z	18603	WASHER – flat, 1-1/16 I.D. x 2 inch O.D.		

NOTE: For cylinder hydraulics, see “Steering & Lift Cylinder Hydraulics”

PULLTYPE PUMP/GEARBOX ASSEMBLY

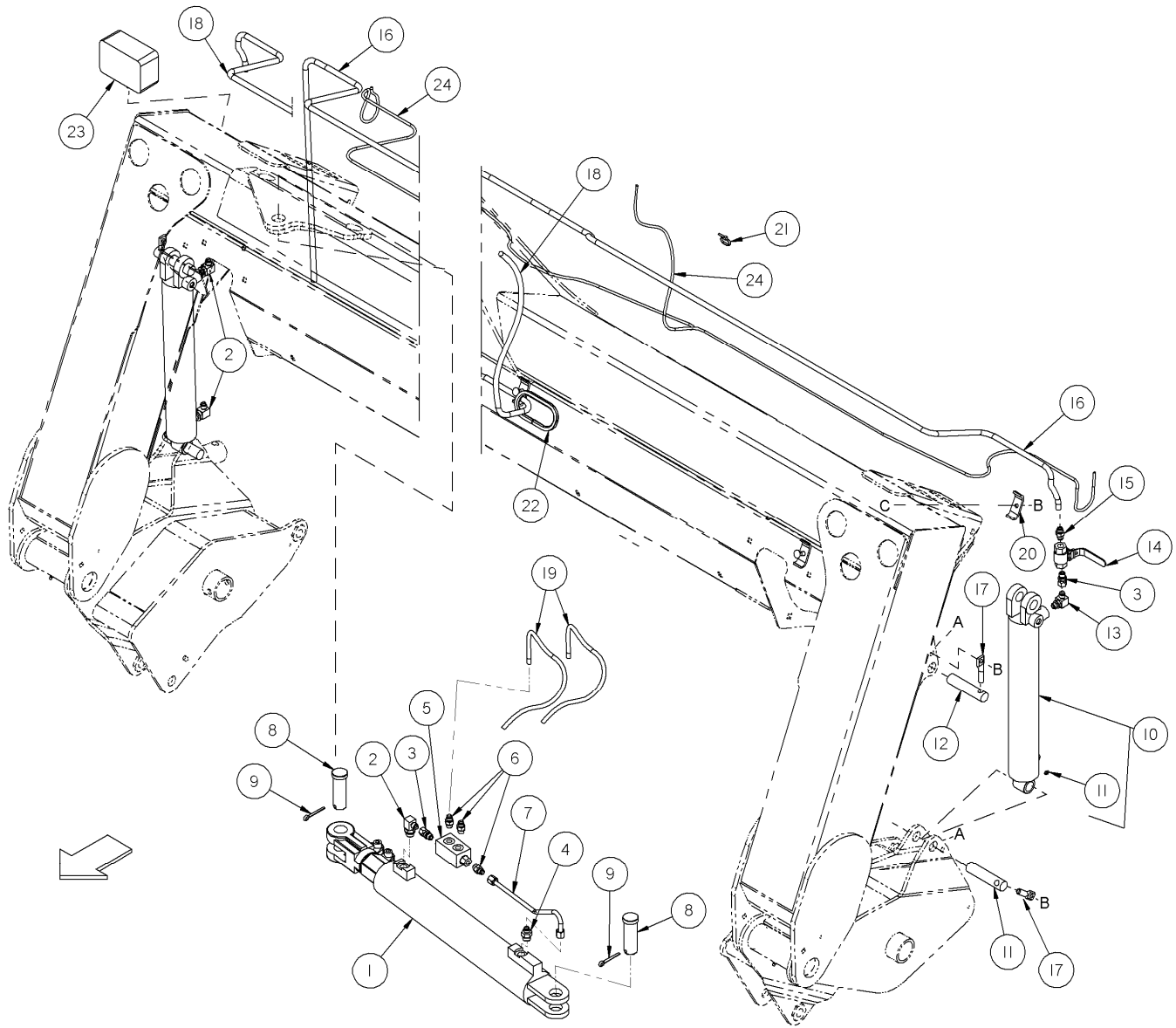


PULLTYPE PUMP/GEARBOX ASSEMBLY

REF	PART NUMBER	DESCRIPTION	QTY.	SERIAL NUMBER
1	36909	PUMP/GEARBOX ASS'Y. - 540 RPM, incl. items 2, 20-22,30	1	
	36859	PUMP/GEARBOX ASS'Y. - 1000 RPM, incl. items 2, 20-22, 30	1	
		<u>PISTON PUMP COMPONENTS</u>		
2	36882	PUMP - piston, 540 RPM – incl. items 3 to 17 (Eaton 73428 LA_)	1	
	36891	PUMP - piston, 1000 RPM – incl. items 3 to 17 (Eaton 73424 LA_) ...	1	
3	18900	* RING - retaining, outer	1	
4	50217	* SEAL – shaft (was 30046)	1	
5		WASHER - flat, 1-19/32 x 2 x 5/64 inch	1	
6	30144	* RING – retaining	2	
7	30140	BEARING RACE – thrust	2	
8	30141	BEARING – thrust	1	
9		SHAFT – drive	1	
10	21420	BEARING - needle, housing	1	
11		HOUSING ASSEMBLY 540 RPM (2.77 cu.in./rev. displacement)	1	
		HOUSING ASSEMBLY 1000 RPM (2.01 cu.in./rev. displacement) ..	1	
12		INSERT - cam plate	1	
13		ROTATING ASSEMBLY	1	
14	30045	* O-RING - housing to back plate	1	
15		ROLL PIN	1	
16		BEARING - needle, back plate (Torrington B-1412)	1	
17		BACK PLATE ASSEMBLY	1	
*	30247	SEAL KIT - for piston pump, includes items marked *		
		<u>CONNECTING COMPONENTS</u>		
20	50099	SUN GEAR - 540 RPM, pump to gear box connection	1	
	50100	SUN GEAR - 1000 RPM, pump to gear box connection	1	
21	5924	RING - retaining, sun gear	2	
22	30045	O-RING - pump to gear box connection	1	
		<u>GEARBOX COMPONENTS</u>		
30	36883	GEARBOX - 540 RPM – incl. items 31 to 41 (Eaton 77020_ _)	1	
	36892	GEARBOX - 1000 RPM – incl. items 31 to 41 (Eaton 77030_ _)	1	
31		+ RING - retaining, internal 3 inch	1	
32		+ SEAL – shaft	1	
33		PLATE – front	1	
34		+ O-RING - housing to front plate & housing to adapter plate	2	
35		+ RING - retaining, external 2-5/32 inch	1	
36	50208	BEARING – carrier	1	
37		+ RING - retaining, internal 3-9/16 inch	1	
38		+ RING – lock	1	
39	36942	CARRIER ASSEMBLY - 540 RPM	1	
	36943	CARRIER ASSEMBLY - 1000 RPM	1	
40		HOUSING	1	
41		PLATE – adapter	1	
+	36854	SEAL KIT - for gearbox, includes items marked +		

Pump & Gearbox Matching – Pump (item 2) and gearbox (item 30) must be properly matched for 540 or 1000 rpm. If problems arise related to RPM (sickle plugging, vibration etc.), check that components are matched as follows:
 540 RPM: Pump 73428 LA_ with Box 77020_
 1000 RPM: Pump 73424 LA_ with Box 77030_
 Model numbers are stamped on the pump mounting flange and the gearbox front plate.

PULLTYPE STEERING & LIFT CYLINDER HYDRAULICS

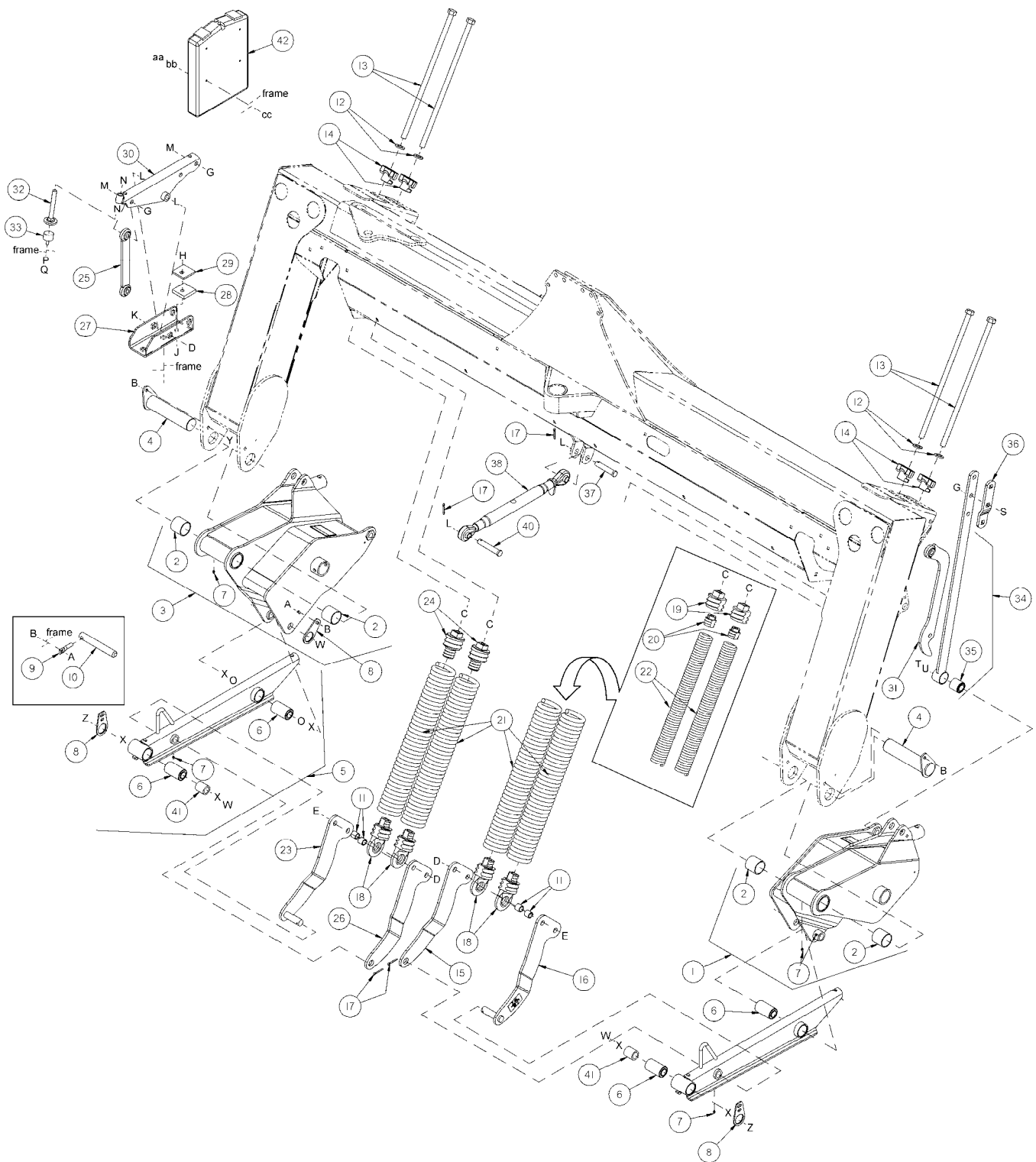


PULLTYPE STEERING & LIFT CYLINDER HYDRAULICS

REF	PART NUMBER	DESCRIPTION	QTY.	SERIAL NUMBER
1	148840	CYLINDER – hydraulic, steering.....	1	
	142839	KIT – seal, for cylinder 148840.....	1	
	18591	NUT – hex, 1/2 NC, gr. 5.....	2	
	135376	BOLT – socket head, 1/2 NC x 2 inch, gr. 5.....	2	
	142605	CLEVIS – steering cylinder.....	1	
	142654	CONTROL – stroke.....	1	
2	30283	FITTING – hydraulic, 90° elbow, 3/4" male ORB x 3/8" male tube...	3	
3	135015	FITTING – hydraulic, adapter, 9/16" male ORB x 3/8" female tube.....	3	
4	21804	FITTING – hydraulic, connector, 3/4" male ORB x 3/8" male tube...	1	
5	148851	VALVE – pressure balance.....	1	
6	15903	FITTING – hydraulic, connector, 9/16" male ORB x 3/8" male tube.....	3	
7	148918	LINE - hydraulic.....	1	
8	135414	PIN – steering cylinder.....	2	
9	18609	PIN – cotter, 1/4 x 2 inch.....	2	
10	149386	CYLINDER – L/H, slave, lift, with grease fitting (item 11)	1	
	149702	KIT – seal, for cylinder 149386		
	149383	CYLINDER – R/H, master, lift.....	1	
	149701	KIT – seal, for cylinder 149383		
11	18671	FITTING – lube, 1/4 NF.....	1	
12	142376	PIN – lift cylinders.....	4	
13	30282	FITTING – hydraulic, 90° elbow, 9/16" male ORB x 3/8" male tube.....	1	
14	148852	VALVE – ball, cylinder stop.....	2	
15	15903	FITTING – hydraulic, adapter, 9/16" male ORB x 3/8" male tube....	2	
16	142591	HOSE – hydraulic, bottom of R/H to top of L/H lift cylinder.....	1	
17	112624	PIN – retainer, lift cylinders.....	4	
18	142592	HOSE – hydraulic, hitch to top of R/H lift cylinder.....	1	
19	142619	HOSE – hydraulic, hitch to steering cylinder.....	2	
20	32225	HOLDER – hose.....	6	
21	21763	FASTENER – cable tie.....	12	
22	110735	MOULDING – hose protector.....	1	
23	REF	LIGHT – red, tail, see “Light Group”.....	2	
24	REF	HARNES – wiring, tail lights, see “Light Group”.....	1	
A	19965	BOLT – round head, square neck, 3/8 NC x 1 inch, gr. 5		
B	30228	NUT – smooth flange, 3/8 NC, distorted thread		
C	21484	BOLT – round head, square neck, 3/8 NC x 1-1/2 inch, gr. 5		

NOTE: For hydraulics not shown here, see “Hitch, Hydraulics & Electrical”

PULLTYPE CARRIER FRAME & FLOAT COMPONENTS

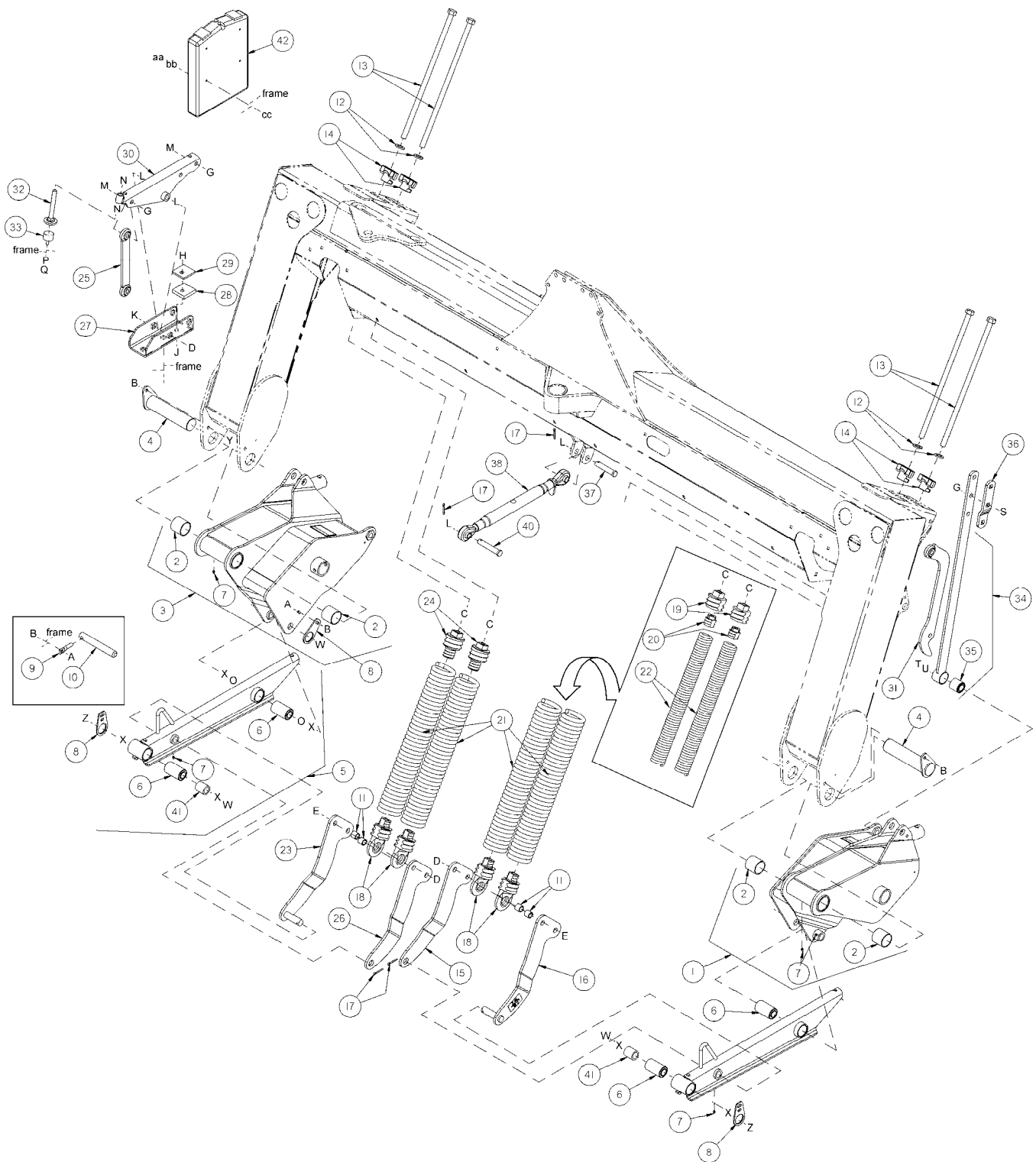


PULLTYPE CARRIER FRAME & FLOAT COMPONENTS

REF	PART NUMBER	DESCRIPTION	QTY.	SERIAL NUMBER
1	142572	ARM – L/H, c/w bushings, decals & lube fittings	1	
2	25579	BUSHINGS – arm, steel	4	
3	142573	ARM – R/H, c/w bushings, decal & lube fittings	1	
4	142583	PIN - leg.....	2	
5	142574	ARM – c/w bushings & lube fitting	2	
6	30019	BUSHING – rubber.....	4	
7	18671	FITTING – lube, 1/4" - 28 UNF	6	
8	142487	PLATE – bolt retainer	4	
9	112624	RETAINER – pin.....	2	-168559
10	142540	PIN - leg.....	2	-168559
11	142526	SPACER.....	4	
12	21540	WASHER – hardened.....	4	
13	41122	BOLT – hex head, 3/4 NC x 20-1/2 inch, thread full	4	
14	36837	PIVOT – spring	4	
15	142392	ARM – R/H, (L/H assembly)	2	
16	142910	ARM – L/H, c/w decal.....	1	
17	18608	PIN – cotter, 3/16" diameter x 1-1/2 inch.....	4	
18	42691	INSERT – spring.....	4	
19	41358	INSERT – spring.....	2	-168559
20	41357	INSERT – spring.....	2	-168559
21	45858	SPRING – extension	4	
22	40766	SPRING – extension	2	-168559
23	142911	ARM – R/H, c/w decal	1	
24	24322	INSERT – spring, qty = 2 for SN 168559 and below.....	4	
25	142658	LINK – c/w decal.....	2	
26	142323	ARM – L/H, (R/H assembly).....	1	
27	142496	CHANNEL - linkage.....	2	
28	142497	PAD – rubber	2	
29	142498	BAR - spacer	2	
30	142471	ARM - stop.....	2	
31	142504	ARM – link	2	
32	142588	STOP - float.....	2	
33	142682	BUMPER – rubber.....	2	
34	142657	LINK – c/w bushing item 35.....	2	
35	145480	BUSHING – rubber.....	2	
36	142518	BAR - linkage.....	2	
37	20312	PIN - clevis	2	
38	42104	JOINT – assembly	2	
40	18629	PIN – clevis.....	1	
41	142680	SPACER.....	2	
42	118234	CASE – storage, manuals	1	

See next page for hardware listing.

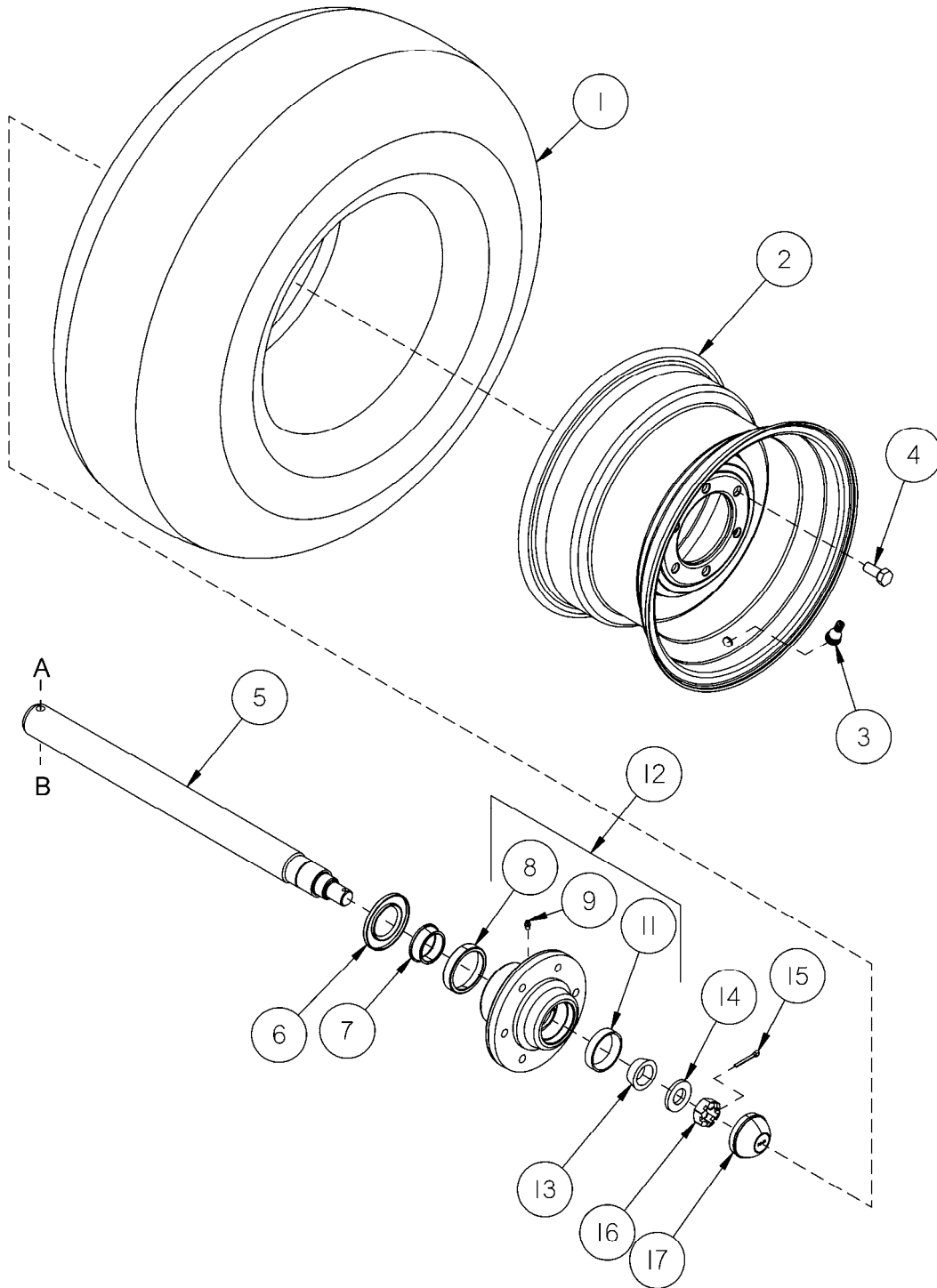
PULLTYPE CARRIER FRAME & COMPONENTS



PULLTYPE CARRIER FRAME & COMPONENTS

REF	PART NUMBER	DESCRIPTION	QTY.	SERIAL NUMBER
A	19965	BOLT – round head, square neck, 3/8 NC x 1 inch, gr. 5		
B	30228	NUT – smooth flange, 3/8 NC, distorted thread		
C	18593	NUT – hex, 3/4 NC, gr. 5		
D	18689	NUT – hex, 3/4 inch, distorted thread		
E	19957	BOLT – hex head, 3/4 NC x 2-1/2 inch, gr. 5		
F	18523	BOLT – round head, square neck, 5/8 NC x 1-1/2 inch, gr. 5		
G	50225	NUT – smooth flange, 5/8 NC, distorted thread		
H	21469	BOLT – round head, square neck, 1/2 NC x 1-1/2 inch, gr. 5		
J	50186	NUT – smooth flange, 1/2 NC, distorted thread		
K	113426	BOLT – round head, square neck, 3/4 NC x 4-1/2 inch, gr. 5		
L	18601	WASHER – flat, 13/16 I.D. x 1-1/2 inch O.D.		
M	30664	BOLT – hex head, 5/8 NC x 2-1/4 inch, gr. 5		
N	18592	NUT – hex, 5/8 NC, gr. 5		
O	16919	WASHER - flat		
P	18637	WASHER – lock, 3/8 inch I.D.		
Q	18590	NUT – hex, 3/8 NC, gr. 5		
R	18524	BOLT – round head, square neck, 5/8 NC x 2 inch, gr. 5		
S	18523	BOLT – round head, square neck, 5/8 NC x 1-1/2 inch, gr. 5		
T	135384	BOLT – hex head, 1 NC x 3 inch, gr. 5		
U	18642	WASHER – lock, 1 inch I.D.		
W	135435	BOLT – hex head, 1 NC x 7 inch		
X	18603	WASHER - flat, 1-1/16 I.D. x 2 inch O.D.		
Y	19966	BOLT – round head, square neck, 3/8 NC x 1-1/4 inch, gr. 5		
Z	156708	NUT – hex, center lock, 1 NC		
aa	18724	NUT – hex, lock, 1/4 NC		
bb	18596	WASHER – flat, 9/32 I.D. x 5/8 inch O.D.		
cc	30242	BOLT – round head, square neck, 1/4 NC x 5/8 inch, gr. 5		

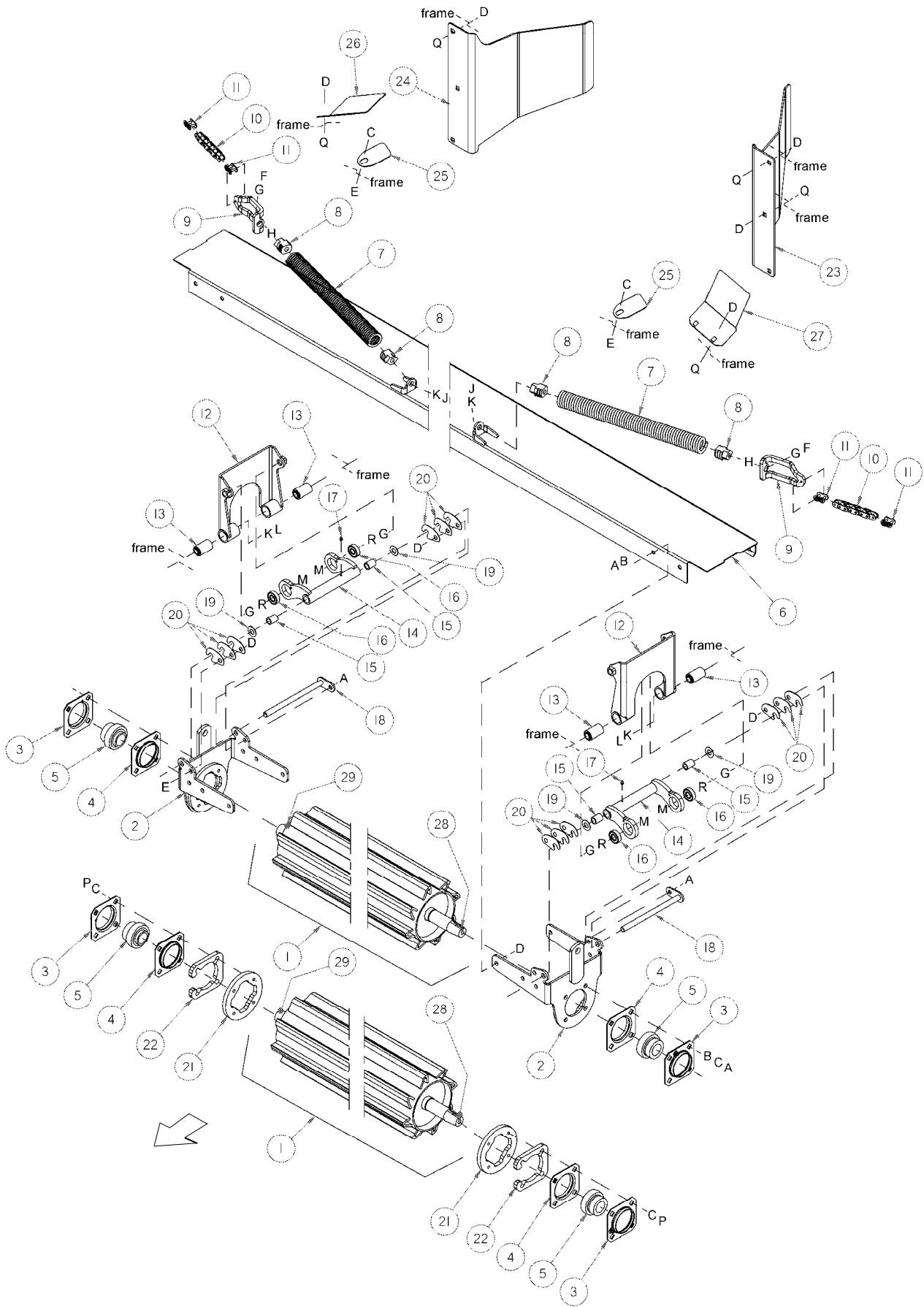
PULLTYPE WHEELS & TIRES



PULLTYPE WHEELS & TIRES

REF	PART NUMBER	DESCRIPTION	QTY.	SERIAL NUMBER
1	30889	TIRE – 31 x 13.5-15 NHS, 8 ply, Terra-rib	2	
2	30890	WHEEL – 15 x 10 LB, white	2	
3	21153	STEM – valve	2	
4	18916	BOLT – wheel, 9/16 inch NF	12	
5	142434	SPINDLE – wheel	2	
6	140248	SEAL – grease	2	
7	140247	BEARING – cone, inner	2	
8	140249	BEARING – cup, inner	2	
9	50174	FITTING - lube	2	
11	30701	BEARING – cup, outer	2	
12	140246	HUB – c/w cups and lube fitting, items 8, 9 & 11	2	
13	30702	BEARING – cone, outer	2	
14	31774	WASHER – flat, wheel	2	
15	18608	PIN – cotter	2	
16	19878	NUT – hex, slotted, 1 inch NF	2	
17	140250	CAP – dust	2	
A	30011	BOLT – hex head, 1/2 NC x 3-1/4 inch, gr. 5		
B	18697	NUT – lock, 1/2 inch, distorted thread		

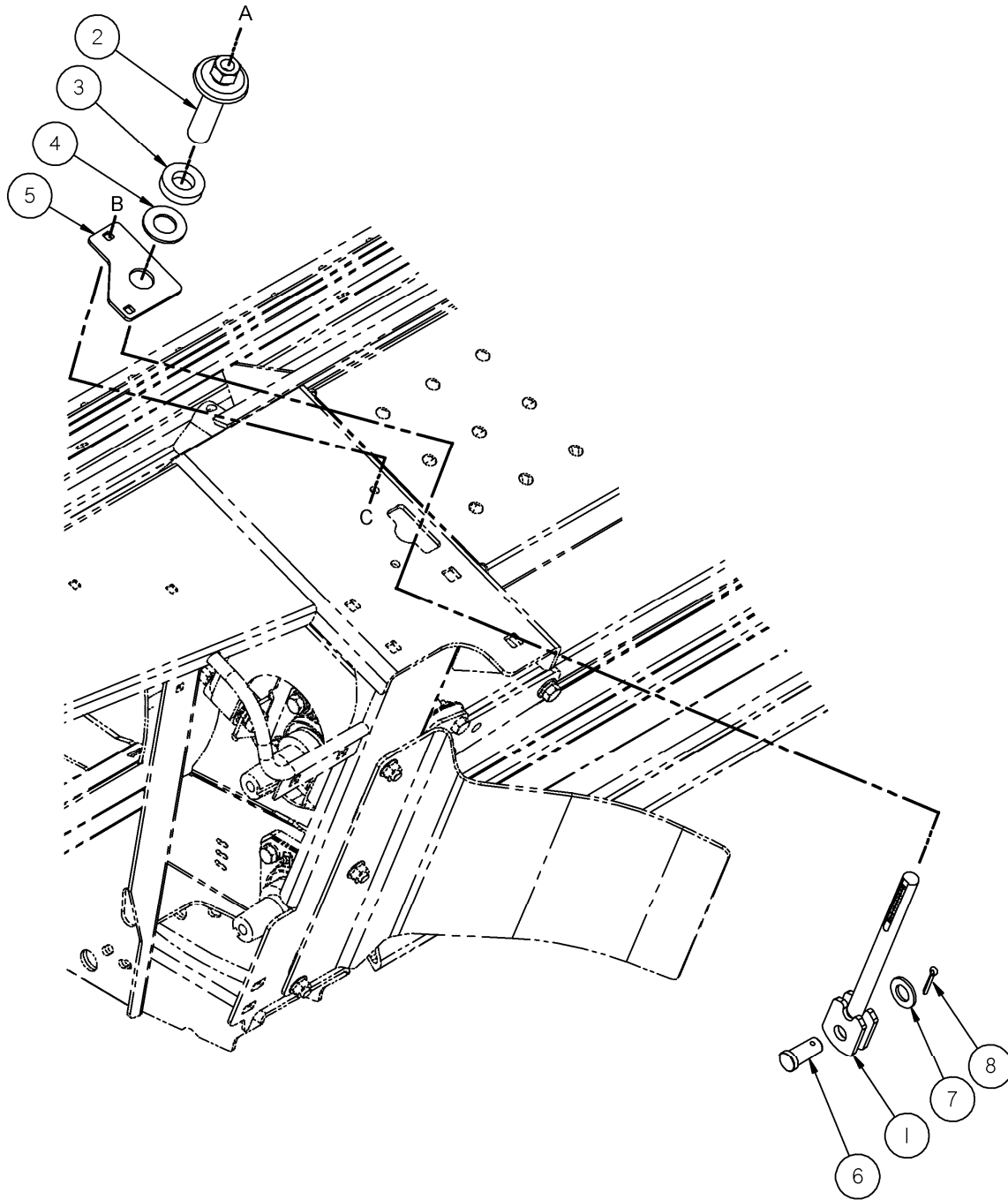
CONDITIONER ROLLS



CONDITIONER ROLLS

REF	PART NUMBER	DESCRIPTION	QTY.	SERIAL NUMBER
1	124382	ROLL – conditioner, includes end shafts, items 28 & 29	2	
2	143042	BRACKET – conditioner roll support.....	2	
3	30575	FLANGE – bearing.....	4	
4	30576	FLANGE – bearing.....	4	
5	143973	BEARING – spherical, 1-1/2 inch bore	4	
6	143031	COVER - top	1	
7	101878	EXTENSION – spring	2	
8	130529	INSERT – spring	4	
9	143767	BRACKET – spring support	2	
10	124531	CHAIN – roller, # 60H	2	
11	16659	LINK – chain, connector, # 60H	4	
12	143989	ARM – c/w bushings 2 of item 13	2	
13	13626	BUSHING – rubber	4	
14	143659	PIVOT – arm, c/w bushings, bearings & lube fitting (items 15-17)	2	
15	143687	BUSHING – flanged, 5/8 inch x 7/8 inch x 1 inch	4	
16	50185	BEARING – ball, 17mm O.D. bore.....	4	
17	18671	FITTING – lube, 1/4" NF	2	
18	143046	ROD - support.....	2	
19	124767	WASHER – hardened	4	
20	124685	SHIM - pivot	12	
21	124523	DISC – conditioner roll	2	
22	124501	PLATE – conditioner roll	2	
23	143057	DEFLECTOR – L/H (pulltype header).....	1	
	170039	DEFLECTOR – L/H (SP header)	1	
24	143058	DEFLECTOR – R/H (pulltype header)	1	
	170040	DEFLECTOR – R/H (SP header).....	1	
25	170091	PLATE	2	
26	170157	PLATE - RH.....	1	
27	170158	PLATE - LH	1	
28	124384	SHAFT – roll, LH end	2	
28	124386	SHAFT – roll, RH end.....	2	
A	21491	BOLT – hex head, 1/2 NC x 1 ¼ inch, gr. 5		
B	18599	WASHER – flat, 17/32 I.D. x 1-1/16 inch O.D.		
C	18638	WASHER – lock, 1/2 inch I.D.		
D	50186	NUT – smooth flange, 1/2 NC, distorted thread, gr. 5		
E	21575	BOLT – hex head, 1/2 NC x 1 inch, gr. 5		
F	50190	BOLT – hex head, 5/8 NC x 7-1/2 inch, gr. 5		
G	18600	WASHER – flat, 21/32 I.D. x 1-5/16 inch O.D.		
H	18592	NUT – hex, 5/8 NC, gr. 5		
J	21871	BOLT – hex head, 5/8 x 2-1/2 NC, threaded full length, gr. 5		
K	18639	WASHER – lock, 5/8 inch I.D.		
L	135189	BOLT – hex head, 5/8 NC x 3-1/4 inch, gr. 5		
M	48050	BOLT – shoulder, 5/8 NC x 1-3/8 inch		
N	105173	NUT – hex, jam, center lock, 5/8 NF		
P	21565	BOLT – hex head, 1/2 NC x 2 inch, gr. 5		
Q	21066	BOLT – round head, square neck, 1/2 NC x 1 inch, gr. 5		
R	5113	WASHER - flat		

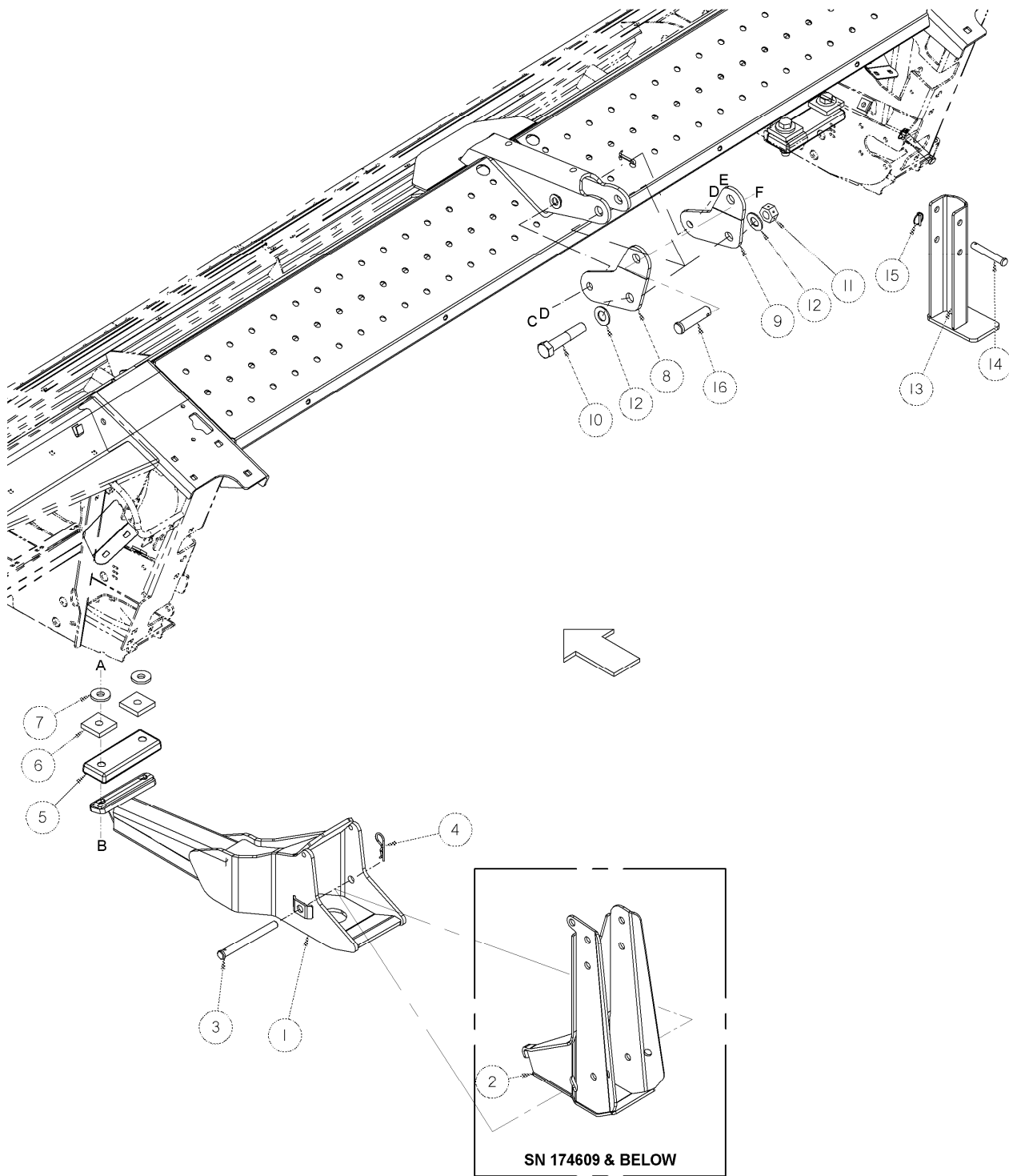
ROLL STOP LINKAGES (S.P. HEADER)



ROLL STOP LINKAGES (S.P. HEADER)

REF	PART NUMBER	DESCRIPTION	QTY.	SERIAL NUMBER
1	143069	ROD – adjuster, roll stop with decal	2	
2	150225	TUBE – roll gap adjustment.....	2	
3	150224	WASHER – plastic	2	
4	18603	WASHER – flat, 1-1/16 inch I.D.....	2	
5	170161	PLATE – roll stop.....	2	
6	11814	PIN – clevis, 24 mm dia. X 30 mm effective length	2	
7	18601	WASHER – flat, 13/16 inch I.D.....	2	
8	18608	PIN – cotter, 3/16 dia. X 1 ¼ inch.....	2	
A	18593	NUT – hex, ¾ NC		
B	19965	BOLT – round head, square neck, 3/8 NC x 1 inch, gr. 5		
C	30228	NUT – smooth flange, 3/8 NC, distorted thread		

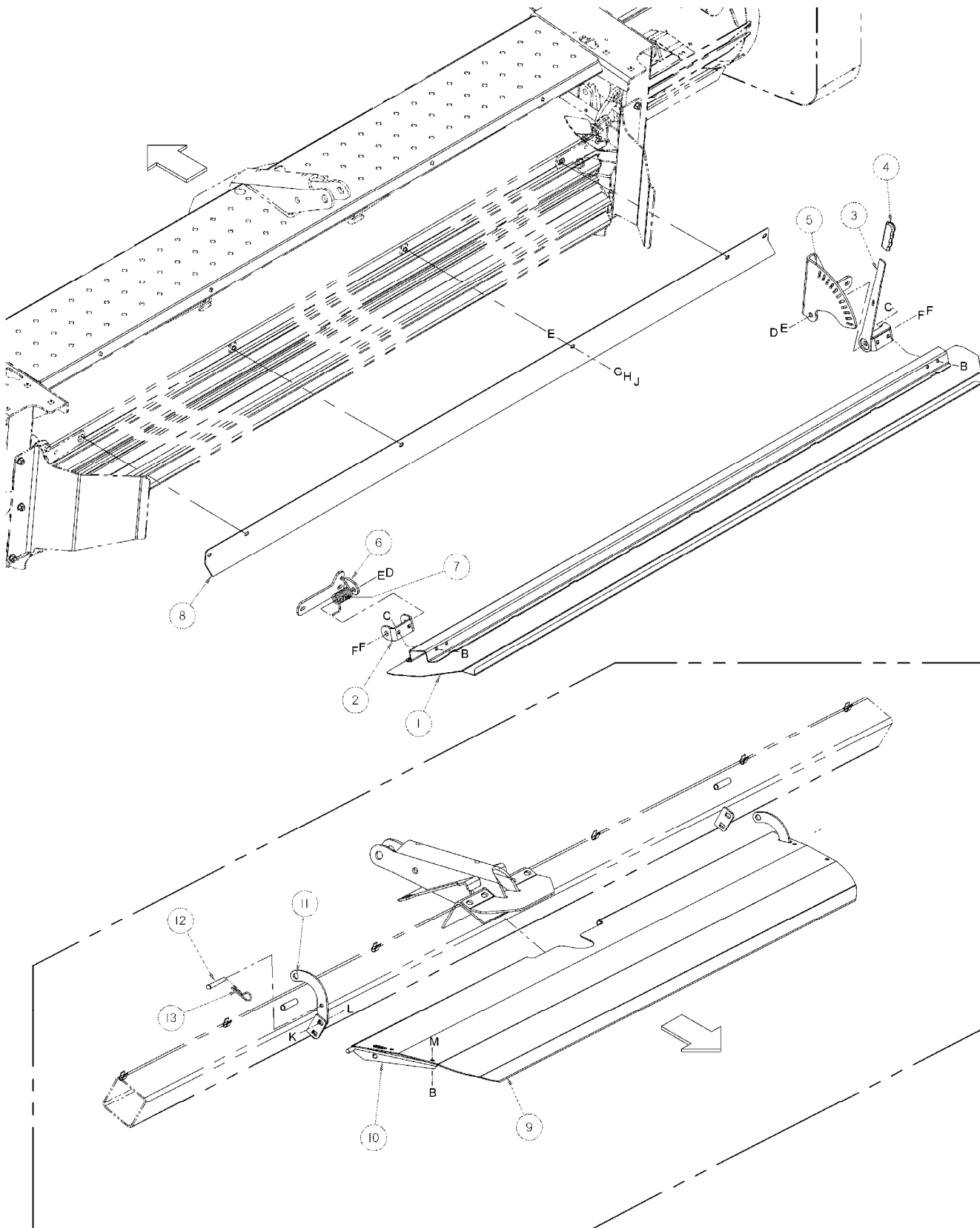
LIFT LINKS & HEADER STAND (S.P. HEADER)



LIFT LINKS & HEADER STAND (S.P. HEADER)

REF	PART NUMBER	DESCRIPTION	QTY.	SERIAL NUMBER
1	124780	MEMBER – boot, L/H	1	
	124781	MEMBER – boot, R/H.....	1	
2	150096	MEMBER – foot, L/H	1	-174609
	149608	MEMBER – foot, R/H.....	1	-174609
3	135408	PIN – clevis, 19 mm dia. X 180 mm effective length	2	
4	13125	PIN – hair.....	2	
5	124787	PAD – rubber	2	
6	124783	PAD – rubber	4	
7	6647	WASHER – flat	4	
8	143027	PLATE – center link, L/H	1	
9	143028	PLATE – center link, R/H.....	1	
10	135244	BOLT – hex head, 1 NC x 5 inch, gr. 5.....	1	
11	156708	NUT – center lock, 1.0 NC.....	1	
12	18603	WASHER – flat, 1-1/16 inch I.D.....	2	
13	143511	SUPPORT – header stand	1	
14	103580	PIN – clevis, 16 mm dia. X 95 mm effective length	1	
15	50193	PIN – lynch	1	
16	158635	PIN – clevis, 25 mm dia. X 85 mm effective length	1	
A	30896	BOLT – hex head, ¾ NC x 3 ½ inch, gr. 5		
B	18689	NUT – lock, ¾ NC distorted thread		
C	21599	BOLT – hex head, ¾ NC x 5 inch, gr. 5		
D	18601	WASHER – flat, 13/16 inch I.D.		
E	102636	NUT – side lock, ¾ NC distorted thread		
F	18609	PIN – cotter, ¼ x 2 inch		

CENTER CROP DEFLECTOR (S.P. HEADER)

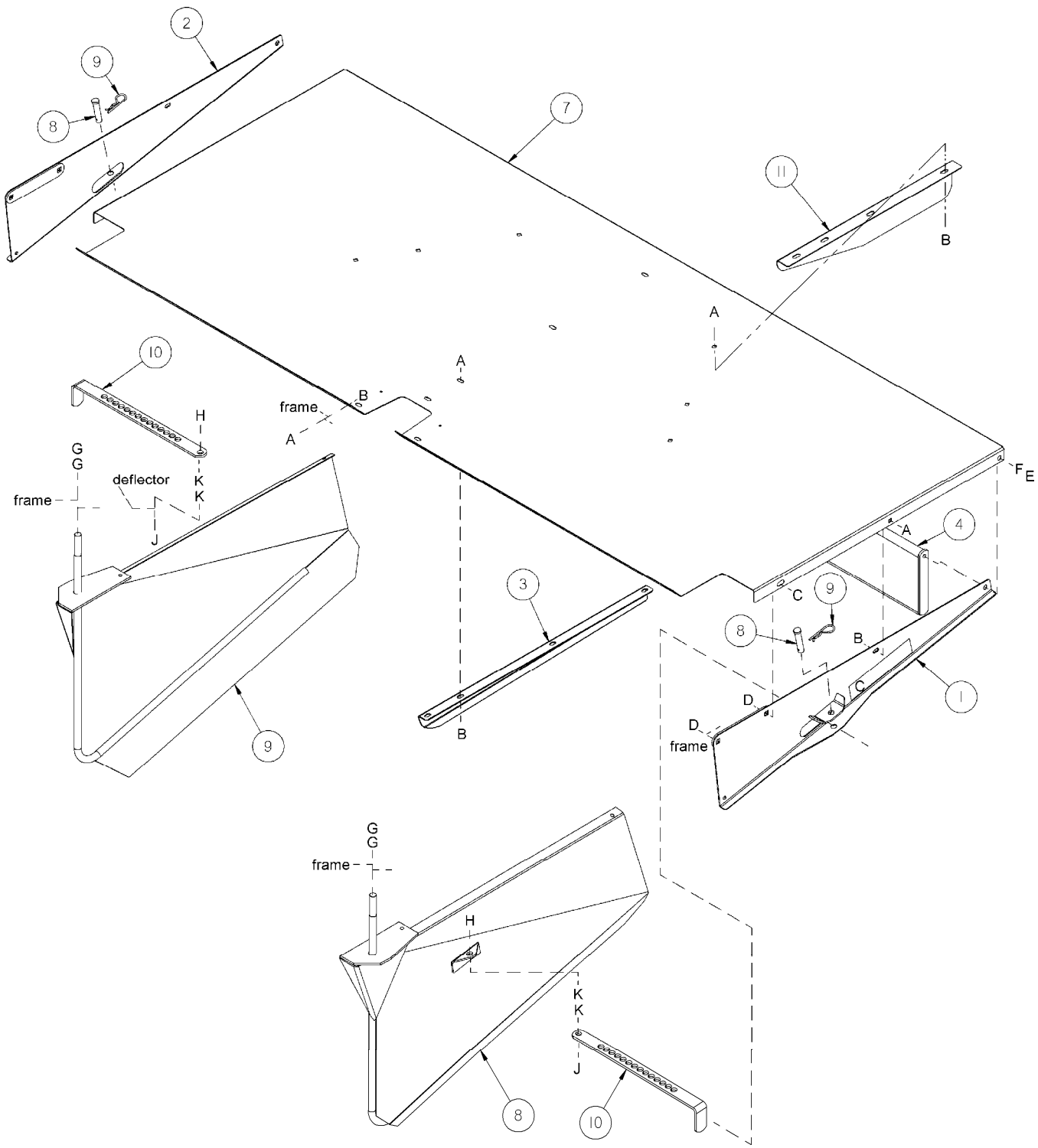


S.P. HEADER AUGER COVER

CENTER CROP DEFLECTOR (S.P. HEADER)

REF	PART NUMBER	DESCRIPTION	QTY.	SERIAL NUMBER
1	170027	DEFLECTOR – crop, center	1	
2	124950	BRACKET – U, mounting	1	
3	124946	HANDLE – adjustment	1	
4	150392	HANDLE GRIP – vinyl	1	
5	170104	BRACKET – adjustment	1	
6	170105	BRACKET – mounting	1	
7	170017	SPRING – torsion	2	
8	170018	DEFLECTOR	1	
9	170180	PANEL	1	
10	170093	HINGE – RH	1	
	170092	HINGE - LH	1	
11	170102	SUPPORT - hinge	2	
12	101007	PIN - clevis	2	
13	13125	Pin - hair	2	
A	21863	BOLT – round head, square neck, 3/8 NC x 3/4 inch, gr. 5		
B	30228	NUT – smooth flange, 3/8 NC, distorted thread		
C	30307	BOLT – round head, square neck, 3/8 NC x 3 inch, gr. 5		
D	21562	BOLT – hex head, 5/8 NC x 5 inch, gr. 5		
E	18600	WASHER – flat, 21/32 inch I.D.		
F	18592	NUT – hex, 5/8 NC		
G	18599	WASHER – flat 17/32 I.D. X 1 1/16 inch O.D.		
H	18638	WASHER - lock spring, 1/2 in id, 7/8 in od, 1/8 in thk, zn pl		
J	21575	BOLT - hex head, 1/2 - 13 unc, 1.0 in lg, zn pl, gr 5		
K	50186	NUT - FLANGE LOCK SM FACE DT 0.500-13UNC GR5		
L	21066	BOLT - round head, square neck, 1/2 NC X 1.0 GR 5 ZP		
M	21363	BOLT - round head, square neck, 3/8 NC X 0.75 GR 5 ZP		

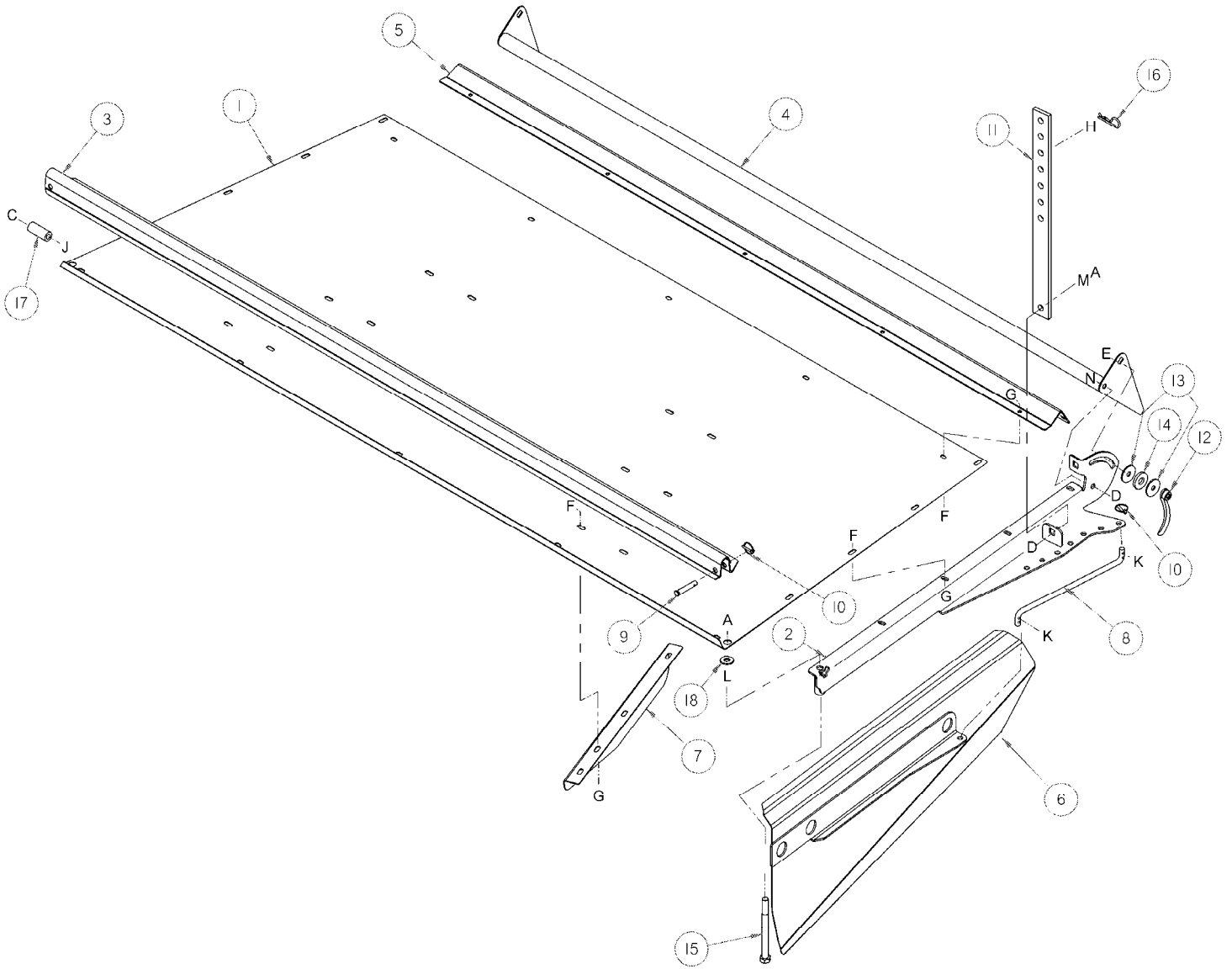
PULLTYPE FORMING SHIELDS



PULLTYPE FORMING SHIELDS

REF	PART NUMBER	DESCRIPTION	QTY.	SERIAL NUMBER
1	142638	SUPPORT – L/H, c/w reflective decal	1	
2	142639	SUPPORT – R/H, c/w reflective decal.....	1	
3	142727	SUPPORT – center	1	
4	142642	DEFLECTOR – rear	1	
5	18704	PIN – clevis.....	2	
6	13125	PIN – hair.....	2	
7	142635	COVER – top	1	
8	140160	DEFLECTOR – side, L/H.....	1	
9	140161	DEFLECTOR – side, R/H.....	1	
10	142650	BAR – deflector adjuster.....	2	
11	150013	DEFLECTOR – inner, L/H	1	
	150014	DEFLECTOR – inner, R/H.....	1	
A	21863	BOLT – round head, square neck, 3/8 NC x 3/4 inch, gr. 5		
B	30228	NUT – smooth flange, 3/8 NC, distorted thread		
C	21471	BOLT – round head, square neck, 1/2 NC x 1-1/4 inch, gr. 5		
D	50186	NUT – smooth flange, 1/2 NC, distorted thread		
E	21575	BOLT – hex head, 1/2 NC x 1 inch, gr. 5		
F	18638	WASHER – lock, 1/2 inch I.D.		
G	18593	NUT – hex, 3/4 NC, gr. 5		
H	21585	BOLT – hex head, 5/8 NC x 1-1/4 inch, gr. 5		
J	50225	NUT – smooth flange, 5/8 NC, distorted thread		
K	18600	WASHER – flat, 21/32 inch I.D.		

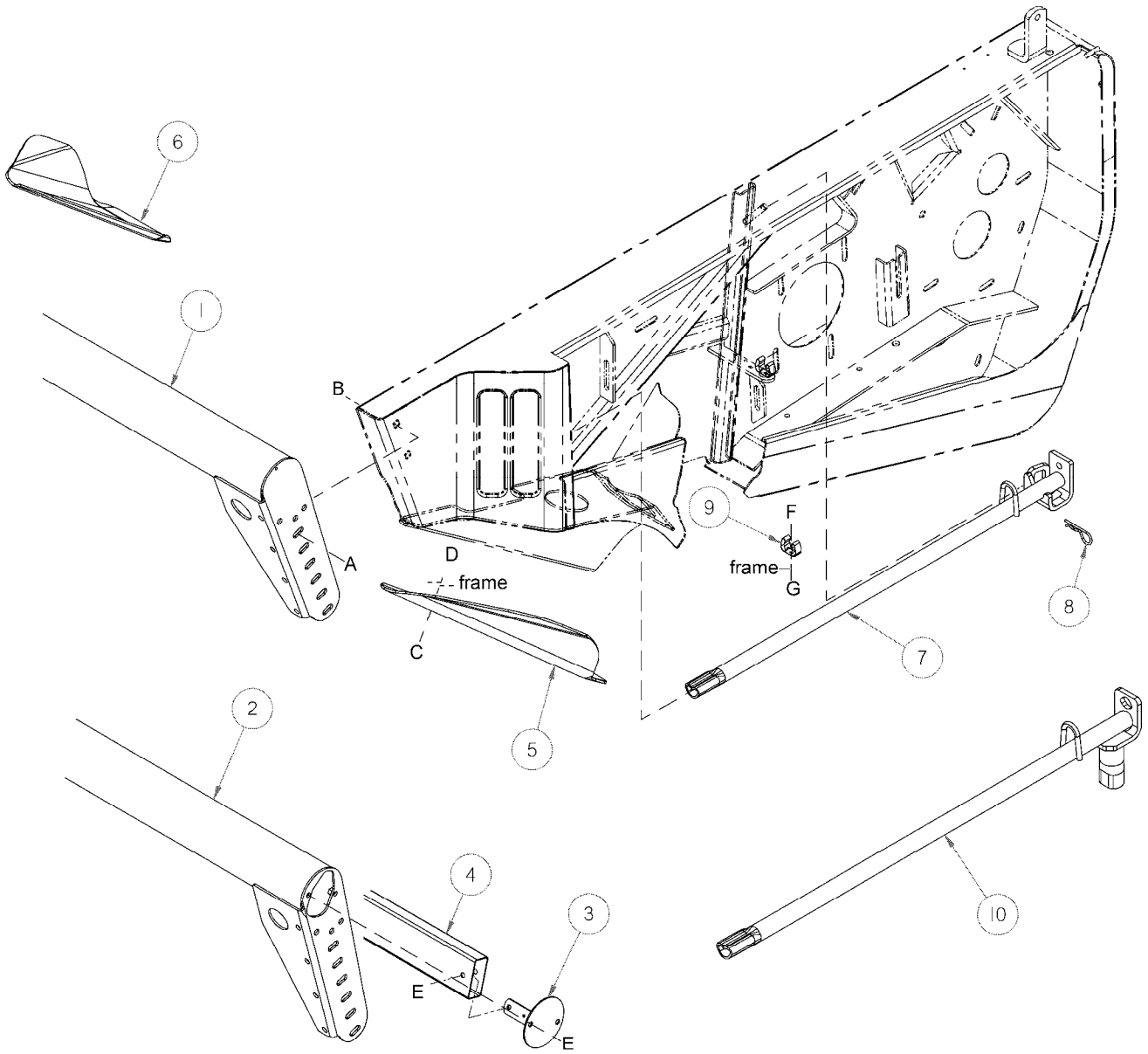
SP HEADER FORMING SHIELDS



SP HEADER FORMING SHIELDS

REF	PART NUMBER	DESCRIPTION	QTY.	SERIAL NUMBER
1	149169	COVER – forming shield	1	
2	150016	BRACKET – forming shield, L/H.....	1	
	150020	BRACKET – forming shield, R/H.....	1	
3	149998	CHANNEL – front mounting	1	
4	149173	BAFFLE – rear.....	1	
5	150211	ANGLE – rear	1	
6	150009	DEFLECTOR – side, L/H.....	1	
	150011	DEFLECTOR – side, R/H.....	1	
7	150013	DEFLECTOR – inner, L/H	1	
	150014	DEFLECTOR – inner, R/H.....	1	
8	150018	ROD – adjuster	2	
9	19809	PIN – clevis, ½ x 2 inch effective length	2	
10	50193	PIN – lynch	6	
11	149743	STRAP – rubber	2	
12	149317	HANDLE – baffle adjustment.....	2	
13	42592	WASHER – flat, 13.5 mm I.D., 47 mm O.D., 3 mm thick.....	4	
14	42045	WASHER – rubber	2	
15	30015	BOLT – hex head, 5/8 NC x 7 inch, gr. 5.....	2	
16	13125	PIN – hair.....	2	
17	149168	SPACER – tube, tractor mounted.....	2	
18	30441	WASHER – flat hardened	2	
A	50225	NUT – smooth flange, 5/8 NC, distorted thread		
B	103562	BOLT – round head, square neck, 5/8 NC x 1 1/4 inch, gr. 5		
C	50186	NUT – smooth flange, 1/2 NC, distorted thread		
D	21575	BOLT – hex head, 1/2 NC x 1 inch, gr. 5		
E	21469	BOLT – round head, square neck, 1/2 NC x 1 ½ inch, gr. 5		
F	21863	BOLT – round head, square neck, 3/8 NC x 3/4 inch, gr. 5		
G	30228	NUT – smooth flange, 3/8 NC, distorted thread		
H	18600	WASHER – flat, 21/32 inch I.D.		
J	30947	BOLT – hex head, 1/2 NC x 7 ½ inch, gr. 5		
K	18607	PIN – cotter 5/32 x 1 ½ inch		
L	21345	NUT – hex jam, 5/8 NC		
M	18601	WASHER – flat, 13/16 inch I.D.		
N	18697	NUT – lock, 1/2 NC, distorted thread		

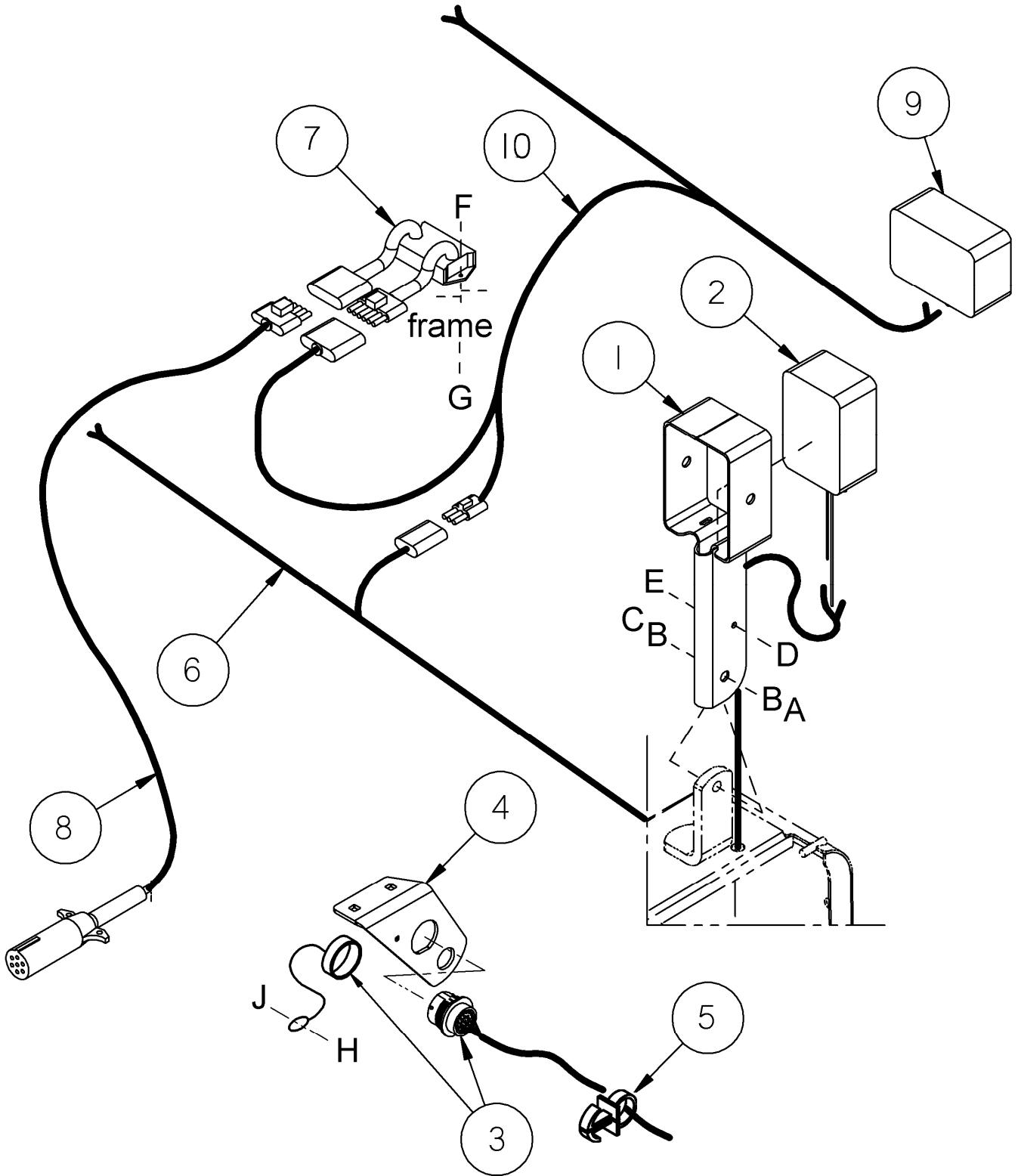
LEAN BAR, UNPLUG WRENCH & SIDE SHOES



LEAN BAR, UNPLUG WRENCH & SIDE SHOES

REF	PART NUMBER	DESCRIPTION	QTY.	SERIAL NUMBER
1	124630	TUBE – lean bar, 14' A30-S	1	
	124631	TUBE – lean bar, 16' A30-S	1	
2	143463	TUBE – lean bar, 14' A40-D	1	
	143464	TUBE – lean bar, 16' A30-D & A40-D	1	
	143465	TUBE – lean bar, 18' A30-D & A40-D	1	
3	124621	COVER – lean bar tube, A30-D & A40-D	2	
4	124233	TUBE – sickle storage, 14' A40-D	2	
	124234	TUBE – sickle storage, 16' A30-D & A40-D	2	
	124235	TUBE – sickle storage, 18' A30-D & A40-D	2	
5	143340	SHOE – side, L/H	1	
6	143341	SHOE – side, R/H.....	1	
7	140135	WRENCH – unplug, A30-S & A40-D	1	
8	13125	PIN – hair, A30-S & A30-D	1	
9	124896	HOLDER – wrench, spring-action – A40-D only.....	1	
10	170162	WRENCH – unplug, A30-D	1	
A	21868	BOLT – round head, square neck, 1/2 NC x 1 inch, gr. 5		
B	21383	NUT – serrated flange, 1/2 NC, distorted thread		
C	21066	BOLT – round head, square neck, 1/2 NC x 1 inch, gr. 5		
D	50186	NUT – lock, smooth flange, 1/2 NC, distorted thread		
E	50076	BOLT – hex flange head, 3/8 NC x 5/8 inch, gr. 5		
F	42284	SCREW – machine, Philips head, #10 NC x 1/2 inch		
G	105197	NUT – lock, nylon insert, .187-24 NC		

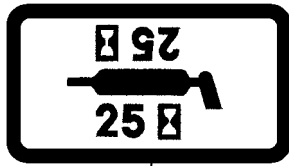
ELECTRICAL GROUP



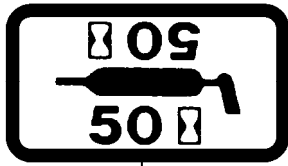
ELECTRICAL GROUP

REF	PART NUMBER	DESCRIPTION	QTY.	SERIAL NUMBER
1	143934	SUPPORT – light, header	2	
2	120416	LIGHT - amber.....	2	
		Items 4& 5 are for double sickle S.P. Headers only		
3	124764	HARNESS – wiring, with cap, S.P. header frame section	1	
4	124756	SUPPORT – harness / coupler.....	1	
5	50109	CLIP – plastic, A30-D S.P. header only	3	
		Items 6 – 10 are for Pulltype Headers only		
6	142587	HARNESS – wiring, lights, pulltype header frame section	1	
7	113579	MODULE – light relay, pulltype hitch	1	
8	171069	HARNESS – module to front of pulltype hitch.....	1	
9	112152	LIGHT – tail, red, pulltype carrier frame.....	2	
10	142586	HARNESS – tail light, pulltype carrier frame section.....	1	
A	21576	BOLT – hex head, 1/2 NC x 2 inch, gr. 5		
B	18599	WASHER – flat, 17/32 I.D. x 1-1/16 inch O.D.		
C	50186	NUT – lock, smooth flange, 1/2 NC, distorted thread		
D	30942	BOLT – hex head, 1/4 NC x 1-1/4 inch, gr. 5		
E	18724	NUT – lock, hex, 1/2 NC, distorted thread		
F	135020	SCREW – truss head, #8 x 3/4 inch		
G	135021	NUT – keps lock, #8		
H	30465	BOLT – round head, square neck, #10 NC x 1/2 inch		
J	105197	NUT – hex lock, #10 NC		

DECALS, REFLECTORS & PAINT



1



2



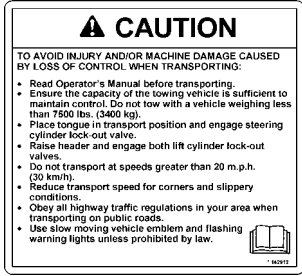
3

This product may be covered by one or more of the following patents:

CDN. # 1075914	U.S. # 35543
CDN. # 1226739	U.S. # 4346909
CDN. # 1240158	U.S. # 4573309
CDN. # 1244248	U.S. # 4660361
CDN. # 1267292	U.S. # 4662161
CDN. # 1322104	U.S. # 4909026
AUSTRALIA # 615149	U.S. # 5086513
AUSTRALIA # 617821	U.S. # 5157905
KAZAKHSTAN # 4372	U.S. # 5243810
RUSSIA # 1828389	U.S. # 5261290
UKRAINE # 3440	U.S. # 5435239
ITALY # 0717922	U.S. # 5459986
FRANCE # 0717922	U.S. # 5473872
GERMANY # 0717922	U.S. # 5678398
U.K. # 0717922	U.S. # 5791128
	U.S. # 5927606
	U.S. # 5970695
	U.S. # 5992759
	U.S. # 6029429

Other patents pending.

5



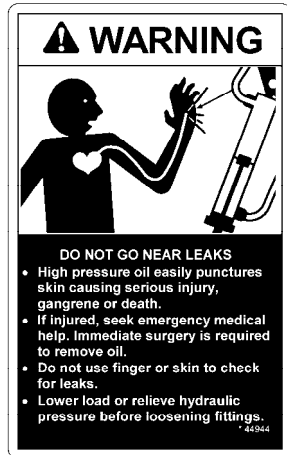
4



6



7

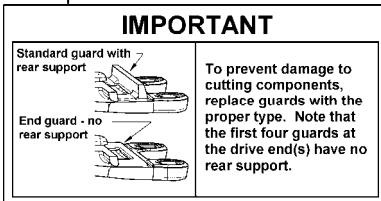


8

9



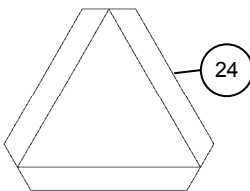
16



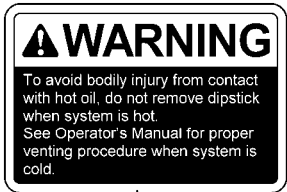
18



21



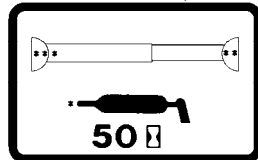
24



10

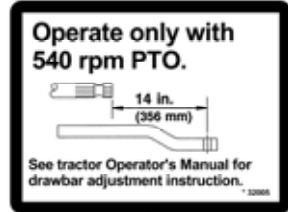


11



15

17




19



22

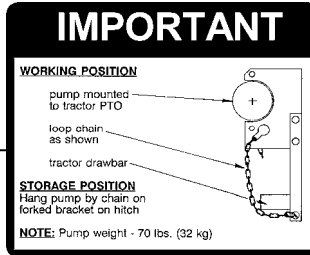
13



14

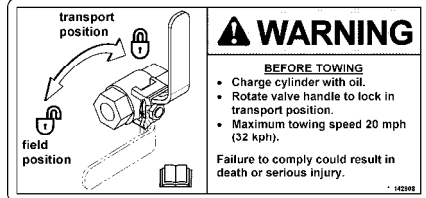


20



23

12



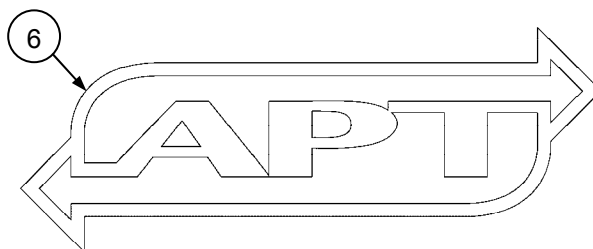

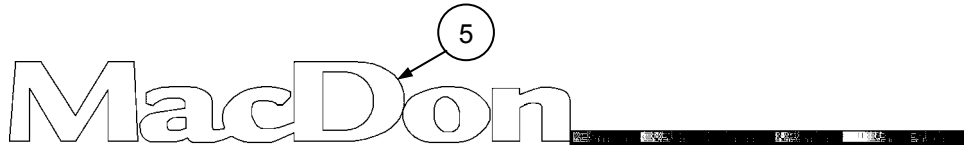
DECALS & REFLECTORS

REF	PART NUMBER	DESCRIPTION	QTY.	SERIAL NUMBER
1	23164	DECAL – 25 hour lube.....	1	
2	23165	DECAL – 50 hour lube.....	10	
3	28403	DECAL – WARNING	2	
4	142912	DECAL – CAUTION	1	
5	32070	DECAL – PATENT NUMBER.....	1	
6	32738	DECAL – WARNING	4	
7	36651	DECAL – DANGER, guard missing, do not operate.....	2	
8	44944	DECAL – WARNING	1	
9	111214	DECAL – driveline grease, 50 hour	2	
10	115100	DECAL – WARNING	2	
11	115145	REFLECTOR – Day-Glow Orange	2	
	115146	REFLECTOR – amber.....	2	
	115147	REFLECTOR – red.....	2	
12	142600	DECAL – roll gap, Pull-type Header	2	
13	32009	DECAL – CAUTION, general	1	
14	171029	DECAL – DANGER, lockout valves	2	
15	124763	DECAL - WARNING.....	1	
16	140311	DECAL - WARNING.....	1	
17	32005	DECAL – 540 RPM PTO	1	
	32006	DECAL – 1000 RPM PTO	1	
18	129313	DECAL – IMPORTANT, special guards	1	
19	142908	DECAL – WARNING, hitch swing lock	1	
20	41668	DECAL – pump storage.....	1	
21	142909	DECAL – DANGER, shield missing.....	2	
22	23292	DECAL – no lift or tie	2	
23	115817	DECAL – roll gap, S.P. Header	2	
24	115148	DECAL – SMV	1	

PAINT

REF	PART NUMBER	DESCRIPTION	QTY.	SERIAL NUMBER
	135148	PAINT – black, spray can (55 – 65 Gloss Level)		
	25991	PAINT – black, 1 litre (55 – 65 Gloss Level)		
	32879	PAINT – white, spray can		
	23957	PAINT – white, 1 litre		
	23950	PAINT – red, spray can		
	32880	PAINT – red, 1 litre		

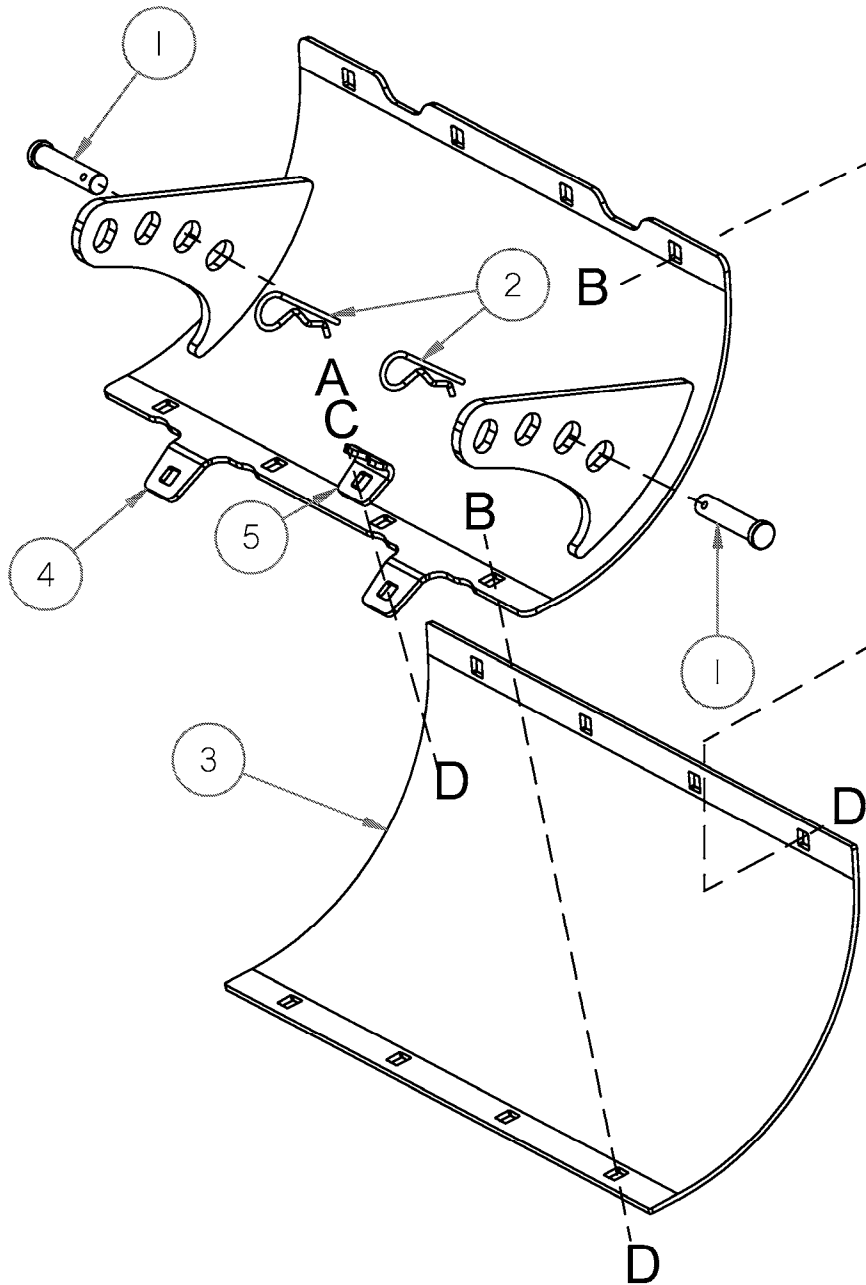
PRODUCT IDENTIFICATION DECALS



PRODUCT IDENTIFICATION DECALS

REF	PART NUMBER	DESCRIPTION	QTY.	SERIAL NUMBER
1	142728	DECAL – ID – end shield, L/H, MacDon A30-S.....	1	
	142861	DECAL – ID – end shield, L/H, MacDon A30-D	1	
	124871	DECAL – ID – end shield, L/H, MacDon A40-D	1	
2	142729	DECAL – ID – end shield, R/H, MacDon A30-S	1	
	142862	DECAL – ID – end shield, R/H, MacDon A30-D	1	
	124872	DECAL – ID – end shield, R/H, MacDon A40-D	1	
3	142730	DECAL – ID – pulltype rear deflector, MacDon	1	
4	142895	DECAL – ID – pulltype tongue, MacDon with colour bar, L/H ..	1	
5	142896	DECAL – ID – pulltype tongue, MacDon with colour bar, R/H..	1	
6	150823	DECAL – APT	1	
7	171003	DECAL – ID – end shield, L/H, Premier A30-S	1	
	171004	DECAL – ID – end shield, R/H, Premier A30-S	1	
8	171005	DECAL – ID – Premier A30 L/H hitch	1	
	171006	DECAL – ID – Premier A30 R/H hitch.....	1	
9	171007	DECAL – ID – Premier A30 rear deflector.....	1	

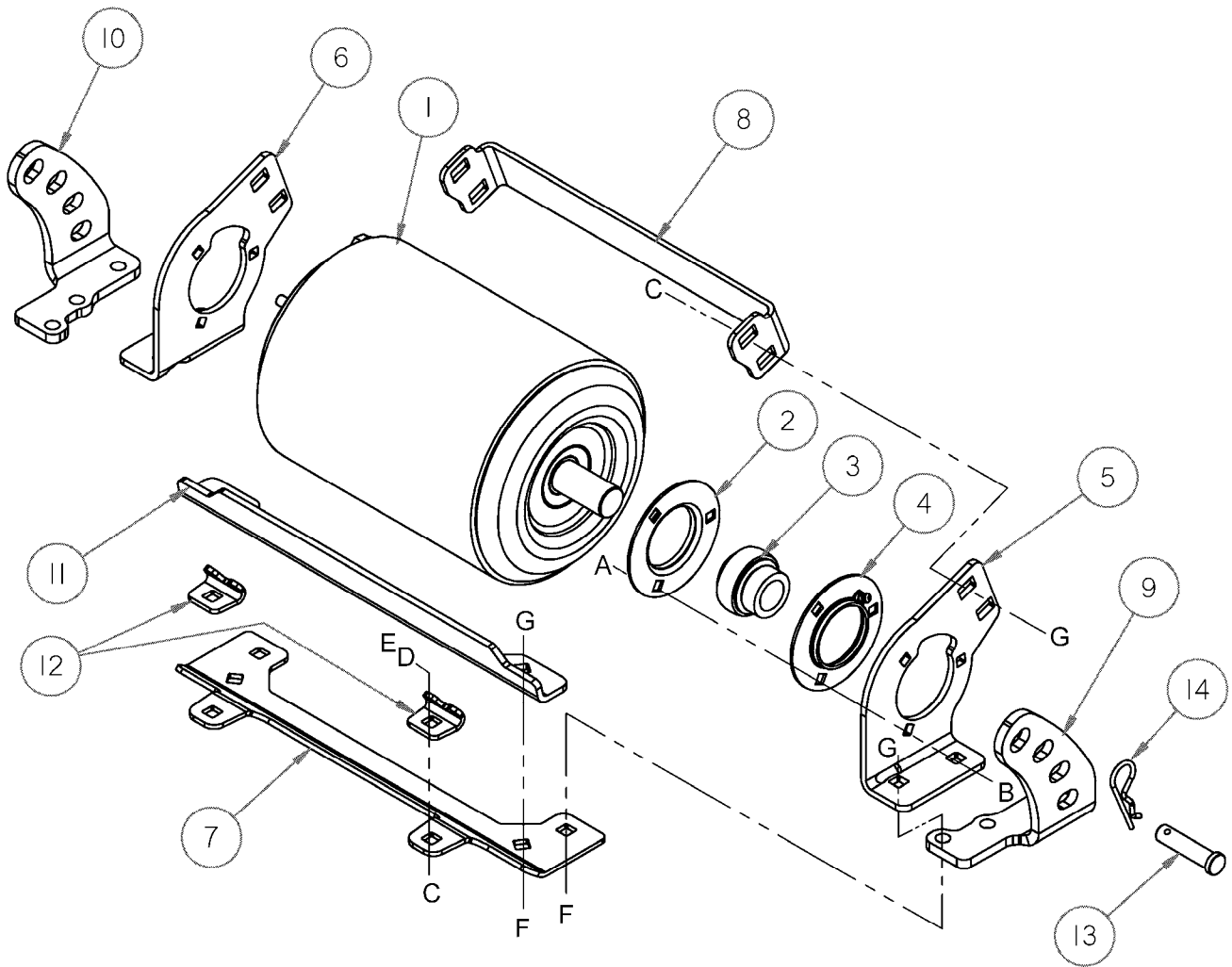
SKID SHOES



SKID SHOES

REF	PART NUMBER	DESCRIPTION	QTY.	SERIAL NUMBER
	B 4594	KIT – skid shoes, adjustable (contains two shoes item 3, complete with supports, pins & hardware) Kit available through Wholegoods only.		
1	18704	PIN – clevis	4	
2	13125	PIN – hairpin.....	4	
3	143827	SHOE – skid.....	2	
4	143269	SUPPORT – skid shoe.....	2	
5	124761	CLIP - shoe	4	
A	18591	NUT – hex, 1/2 NC, gr. 5		
B	50186	NUT – lock, smooth flange, 1/2 NC, gr. 5		
C	18638	WASHER – lock, 1/2 inch I.D.		
D	21066	BOLT – round head, square neck, 1/2 NC x 1 inch, gr. 5		

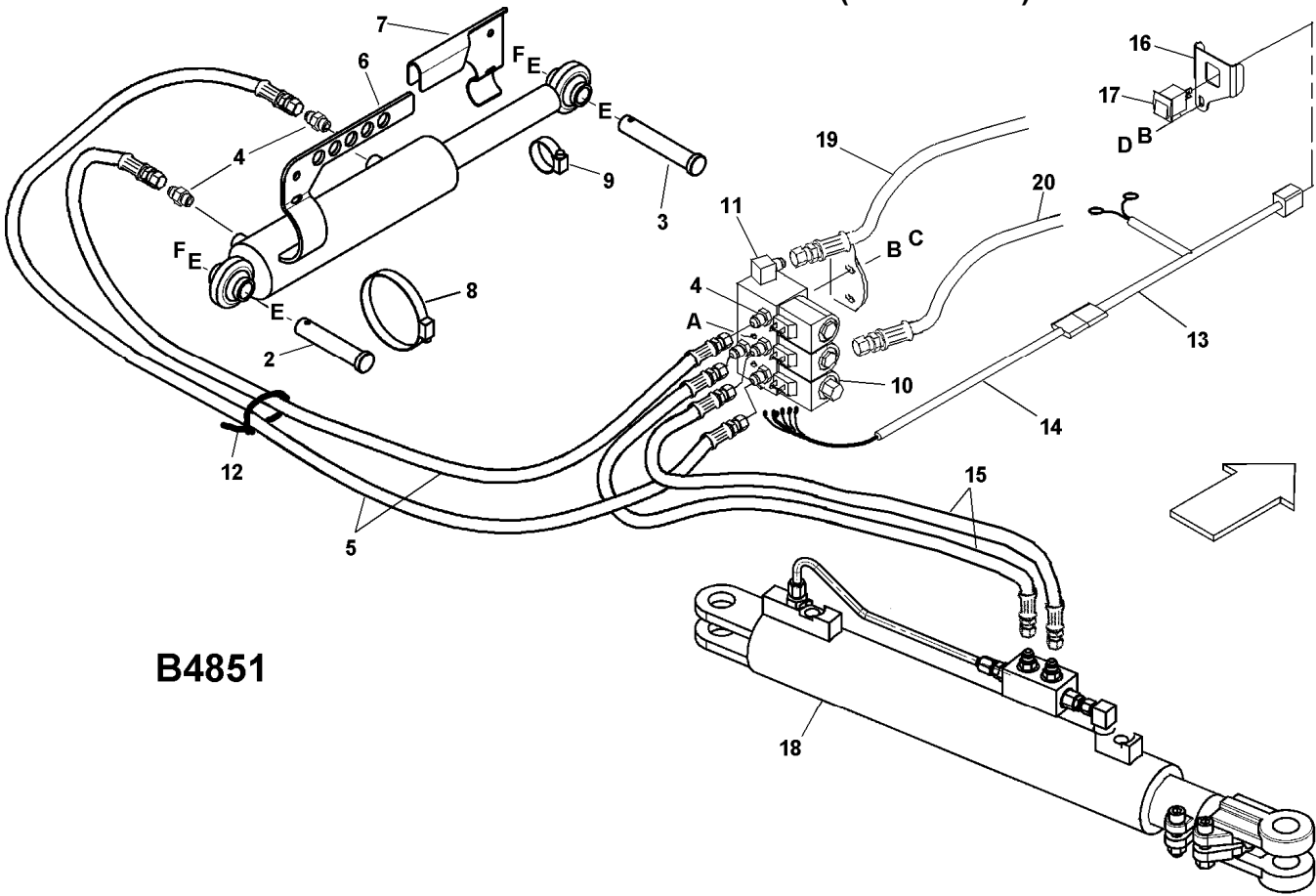
GAUGE ROLLERS



GAUGE ROLLERS

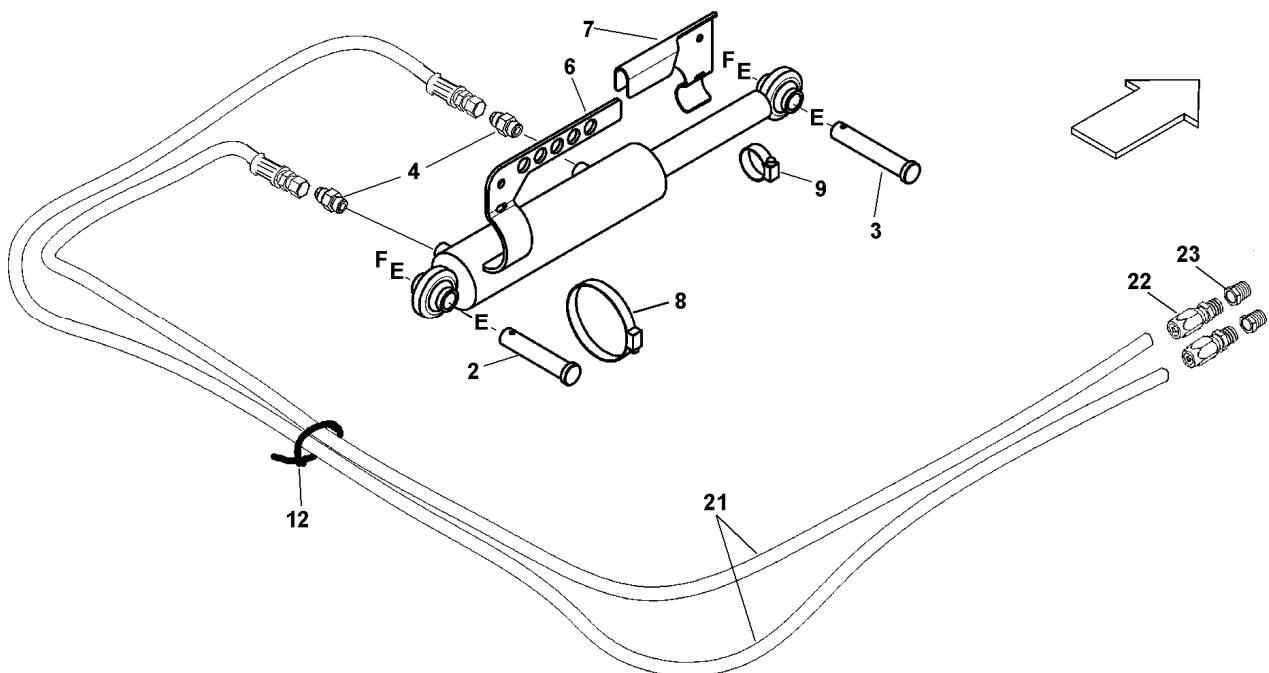
REF	PART NUMBER	DESCRIPTION	QTY.	SERIAL NUMBER
	B 4593	KIT – gauge rollers, includes 2 complete assemblies Kit available through Wholegoods only.		
1	170047	ROLLER – gauge	2	
2	49306	FLANGE – bearing.....	4	
3	21859	BEARING – ball, spherical O.D., 1-3/16 bore	4	
4	21860	FLANGE – bearing, with lube fitting	4	
5	170138	PLATE – bearing mount, L/H	2	
6	170139	PLATE – bearing mount, R/H	2	
7	170140	SHOE – gauge roller	2	
8	170060	BAR – rear scraper	2	
9	124965	BRACKET – height adjustment, L/H	2	
10	124966	BRACKET – height adjustment, R/H	2	
11	170141	ANGLE – front scraper	2	
12	124761	ANGLE – keeper.....	4	
13	18725	PIN – clevis, 5/8 x 2 inch.....	4	
14	13125	PIN – hair.....	4	
A	19965	BOLT – round head, square neck, 3/8 NC x 1 inch, gr. 5		
B	30228	NUT – lock, smooth flange, 3/8 NC distorted thread, gr. 5		
C	21066	BOLT – round head, square neck, 1/2 NC x 1 inch, gr. 5		
D	18638	WASHER – lock, 1/2 inch I.D.		
E	18591	NUT – hex, 1/2 NC, gr. 5		
F	21471	BOLT – round head, square neck, 1/2 NC x 1-1/4 inch, gr. 5		
G	50186	NUT – lock, smooth flange, 1/2 NC distorted thread, gr. 5		

HYDRAULIC HEADER ANGLE KIT (Attachment)



B4851

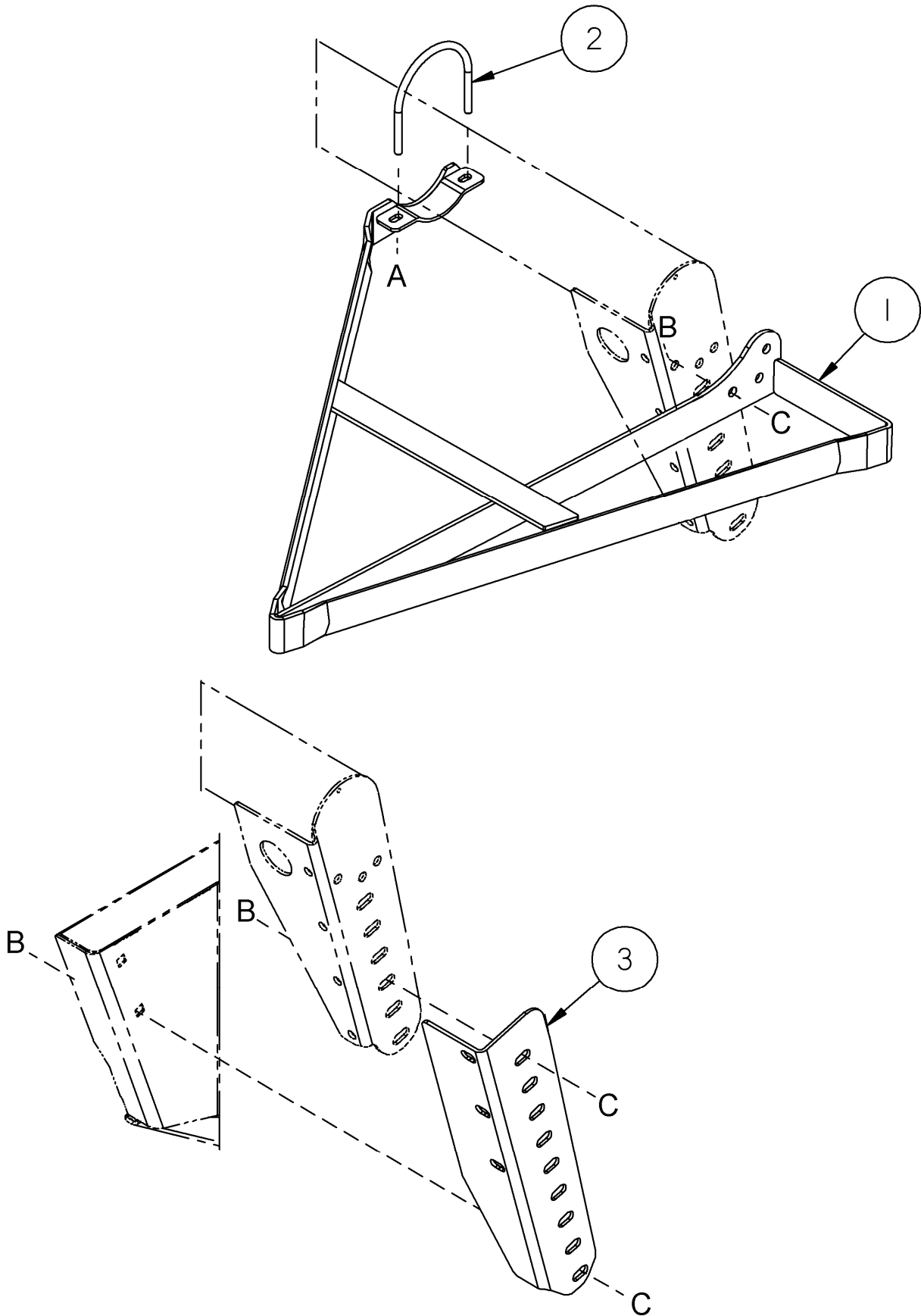
B4852



HYDRAULIC HEADER ANGLE KIT (Attachment)

REF	PART NUMBER	DESCRIPTION	QTY.	SERIAL NUMBER
	B 4851	KIT – hydraulic header angle, uses existing tongue steering cylinder hydraulic circuit. Kit available through Wholegoods only.		
1	111035	CYLINDER – hydraulic header angle	1	
2	20312	PIN – clevis, 3/4" diameter X 3.23 inch effective length	1	
3	18629	PIN – clevis, 3/4" diameter X 3.74 inch effective length	1	
4	15903	FITTING – adapter, 3/8" tube x 9/16" O-ring	6	
	50219	O-RING – for 9/16" fitting		
5	31805	HOSE – valve to header angle cylinder.....	2	
6	140188	BAR – gauge indicator.....	1	
7	140189	GAUGE – header angle.....	1	
8	21913	CLAMP – hose	1	
9	113532	CLAMP – hose	1	
10	140174	VALVE – selector	1	
11	30282	FITTING - 90° elbow, 3/8" tube x 9/16" O-ring.....	2	
	50219	O-RING – for 9/16" fitting		
12	21763	TIE – plastic.....	12	
13	115803	HARNESS – wiring, tractor section	1	
14	115804	HARNESS – wiring, hitch to valve.....	1	
15	31823	HOSE – valve to steering cylinder.....	2	
16	140199	SUPPORT – switch mount	1	
17	109062	SWITCH – rocker	1	
18	REF	CYLINDER – steering, see "Hitch & Hydraulics"	1	
19	REF	HOSE – "hitch left" (removed from barrel end of cylinder)	1	
20	REF	HOSE – "hitch right" (removed from rod end of cylinder)	1	
A	21854	BOLT – hex head, 1/4 NC x 2-1/2 inch		
B	18596	WASHER – flat, 9/32 inch I.D.		
C	18724	NUT – lock, 1/4 inch NC, distorted thread		
D	21055	SCREW – self tapping, 1/4 x 1/2 inch		
E	18601	WASHER – flat, 13/16 inch I.D.		
F	18608	PIN – cotter, 3/16 x 1 1/2 inch		
	B 4852	KIT – hydraulic header angle - requires separate hydraulic circuit from tractor. Kit available through Wholegoods only.		
1	111035	CYLINDER – hydraulic, header angle	1	
2	20312	PIN – clevis, 3/4 dia. X 3.23 inch effective length.....	1	
3	18629	PIN – clevis, 3/4" diameter X 3.74 inch effective length	1	
4	15903	FITTING – adapter, 3/8 tube x 9/16 inch O-ring	2	
	50219	O-RING – for 9/16 fitting		
5	31805	HOSE – valve to header angle cylinder.....	2	
6	140188	BAR – gauge indicator.....	1	
7	140189	GAUGE – header angle.....	1	
8	21913	CLAMP – hose	1	
9	113532	CLAMP – hose	1	
12	21763	TIE – plastic.....	12	
21	140229	HOSE – tractor to header angle cylinder.....	2	
22	140228	FITTING – hose end, reusable, 3/8 NPT male	2	
23	21980	FITTING – reducer, 3/8" NPT female x 1/2" NPT male	2	
E	18601	WASHER – flat, 13/16 inch I.D.		
F	18608	PIN – cotter, 3/16 x 1 1/2 inch		

TALL CROP KIT (Attachment)



TALL CROP KIT (Attachment)

REF	PART NUMBER	DESCRIPTION	QTY.	SERIAL NUMBER
	B 4690	KIT – tall crop, complete (includes dividers, lean bar extensions and hardware) Kit available through Wholegoods only.		
1	124069	DIVIDER – left hand	1	
	124070	DIVIDER – right hand	1	
2	124626	BOLT – U-bolt.....	2	
3	124071	EXTENSION – lean bar, left hand, S.P. Headers only	1	
	124072	EXTENSION – lean bar, right hand, S.P. Headers only	1	
A	30228	NUT – smooth flange, 3/8 NC		
B	21449	BOLT – hex head, serrated flange, 1/2 NC x 1 inch, gr. 5		
C	21383	NUT – serrated flange, 1/2 NC		

NUMERICAL LIST

<u>PART NO.</u>	<u>PAGE</u>	<u>PART NO.</u>	<u>PAGE</u>	<u>PART NO.</u>	<u>PAGE</u>	<u>PART NO.</u>	<u>PAGE</u>
795	9	18671	51	21863	43	30602	41
795	13	18671	53	21868	43	30603	29
5113	41	18671	59	21913	83	30603	33
5735	17	18704	67	21913	83	30701	57
5924	49	18704	79	21938	41	30702	57
6647	63	18725	81	21980	83	30846	45
7673	19	18770	17	23164	75	30873	45
9213	9	18898	7	23165	75	30881	37
9213	13	18898	13	23292	75	30882	37
9333	9	18900	49	23950	75	30889	57
9333	13	18916	57	23957	75	30890	57
11814	61	19183	29	24051	45	30910	47
13125	47	19183	33	24322	53	30911	47
13125	63	19809	69	25579	53	30968	45
13125	65	19878	57	25991	75	30970	43
13125	67	20312	53	28403	75	30971	43
13125	69	20312	83	28790	29	30977	45
13125	71	20312	83	29467	45	30994	45
13125	79	21010	47	30007	9	31774	57
13125	81	21024	17	30007	15	31805	83
13298	9	21062	7	30015	69	31805	83
13298	15	21062	13	30019	53	31823	83
13626	59	21153	57	30034	9	32005	75
15903	45	21194	7	30034	15	32006	75
15903	51	21194	9	30045	49	32009	75
15903	51	21194	9	30045	49	32070	75
15903	83	21194	15	30140	49	32225	43
15903	83	21194	15	30141	49	32225	51
16659	7	21301	9	30144	49	32738	75
16659	9	21301	15	30228	43	32879	75
16659	13	21404	45	30247	49	32880	75
16659	59	21420	49	30282	45	33304	7
17194	7	21425	17	30282	51	33304	9
17194	9	21540	53	30282	83	33304	13
17194	13	21763	51	30283	51	33304	33
17194	15	21763	83	30375	45	34359	25
18591	51	21763	83	30377	45	34390	23
18601	61	21791	17	30441	13	34391	23
18603	37	21804	45	30441	69	34980	23
18603	61	21804	51	30575	39	34980	25
18603	63	21828	43	30575	59	36651	75
18608	53	21828	45	30576	39	36837	53
18608	57	21828	47	30576	59	36854	49
18608	61	21830	43	30596	33	36859	49
18609	51	21840	43	30600	33	36880	47
18629	53	21840	47	30602	9	36882	49
18629	83	21859	81	30602	15	36883	49
18629	83	21860	81	30602	29	36891	49
18671	7	21862	7	30602	33	36892	49

NUMERICAL LIST

<u>PART NO.</u>	<u>PAGE</u>	<u>PART NO.</u>	<u>PAGE</u>	<u>PART NO.</u>	<u>PAGE</u>	<u>PART NO.</u>	<u>PAGE</u>
36909	49	50187	15	111978	43	120832	23
36942	49	50193	63	111979	43	124048	43
36943	49	50193	69	112152	73	124069	85
38854	17	50197	43	112624	21	124070	85
38894	21	50208	49	112624	51	124071	85
38926	9	50217	49	112624	53	124072	85
38926	15	50219	83	113152	27	124087	9
40766	53	50219	83	113153	27	124087	15
41122	53	50219	83	113222	23	124088	9
41357	53	50222	45	113229	7	124088	15
41358	53	100001	45	113229	9	124089	41
41543	47	100500	23	113229	15	124096	37
41545	47	100532	7	113532	83	124099	21
41579	45	100532	9	113532	83	124100	21
41580	45	100532	15	113579	73	124101	21
41581	45	100706	27	113698	7	124154	21
41668	75	100707	27	113698	9	124233	71
41900	45	100708	27	113698	15	124234	71
41906	45	100709	27	113937	23	124235	71
41907	45	100710	27	114141	47	124300	5
41908	45	100712	27	115074	7	124301	5
41909	45	100714	27	115074	9	124302	5
42045	69	100715	27	115074	15	124336	9
42104	53	100716	27	115100	75	124336	15
42592	69	100717	27	115145	75	124337	9
42691	53	100718	27	115146	75	124337	15
44944	75	100719	27	115147	75	124338	23
45858	53	100720	27	115148	75	124344	23
47277	37	100721	27	115670	23	124357	29
47277	41	100722	27	115701	45	124357	33
47295	29	100723	27	115705	45	124382	59
47324	25	100726	27	115803	83	124384	59
47418	33	101007	65	115804	83	124386	59
47681	5	101878	59	115817	75	124472	13
47681	29	102629	27	115854	39	124495	17
47681	33	102630	27	115854	41	124501	59
47832	7	102876	23	118162	23	124523	59
49306	81	103096	27	118234	53	124531	59
50099	49	103565	27	118301	23	124556	29
50100	49	103580	63	118302	23	124557	29
50102	43	107201	45	118344	23	124558	29
50103	43	108089	45	118345	23	124559	29
50109	73	109062	83	118346	25	124580	7
50174	57	110735	51	118347	25	124580	9
50184	29	110736	43	118358	23	124580	13
50184	33	111035	83	120366	9	124580	15
50185	59	111035	83	120366	15	124618	21
50186	43	111214	75	120377	43	124619	7
50187	9	111977	43	120416	73	124621	71

NUMERICAL LIST

<u>PART NO.</u>	<u>PAGE</u>	<u>PART NO.</u>	<u>PAGE</u>	<u>PART NO.</u>	<u>PAGE</u>	<u>PART NO.</u>	<u>PAGE</u>
124625	9	124902	43	135472	43	142496	53
124625	13	124915	9	135474	43	142497	53
124626	85	124915	15	135479	43	142498	53
124630	71	124923	23	135480	43	142504	53
124631	71	124924	23	135480	43	142518	53
124640	7	124925	23	135481	43	142524	47
124640	9	124926	23	135483	43	142526	53
124640	13	124933	19	135500	17	142540	53
124652	21	124934	19	135504	43	142556	47
124653	21	124935	19	135508	43	142557	47
124654	21	124942	43	135593	47	142559	47
124685	59	124945	43	137375	37	142561	47
124742	7	124946	65	137375	41	142572	53
124742	9	124950	65	139003	27	142573	53
124742	13	124965	81	140041	13	142574	53
124755	13	124966	81	140046	13	142583	53
124756	43	124984	29	140055	13	142586	73
124756	73	124984	33	140058	5	142587	73
124757	7	124985	41	140059	5	142588	53
124761	79	124994	15	140103	5	142589	47
124761	81	129313	75	140135	71	142591	51
124763	75	129320	23	140160	67	142592	51
124764	73	129329	23	140161	67	142593	47
124767	59	130529	59	140174	83	142600	75
124769	17	134003	5	140188	83	142603	45
124770	17	135015	51	140188	83	142604	45
124775	25	135148	75	140189	83	142605	51
124780	63	135206	43	140189	83	142619	51
124781	63	135213	43	140199	83	142620	45
124783	63	135227	45	140228	83	142621	45
124787	63	135237	43	140229	83	142635	67
124816	39	135244	63	140246	57	142638	67
124826	21	135255	43	140247	57	142639	67
124827	21	135288	17	140248	57	142642	67
124828	21	135288	19	140249	57	142650	67
124871	77	135289	17	140250	57	142654	51
124872	77	135313	43	140261	45	142657	53
124880	23	135314	43	140269	45	142658	53
124881	23	135316	45	140311	75	142680	53
124885	43	135324	45	142002	23	142682	53
124886	43	135338	45	142323	53	142727	67
124887	43	135360	17	142376	51	142728	77
124888	5	135362	17	142392	53	142729	77
124890	43	135363	17	142434	57	142730	77
124892	43	135376	51	142471	53	142745	29
124893	43	135408	63	142477	45	142746	29
124894	43	135412	9	142478	45	142757	19
124895	43	135412	15	142487	53	142758	19
124896	71	135414	51	142494	45	142762	47

NUMERICAL LIST

<u>PART NO.</u>	<u>PAGE</u>	<u>PART NO.</u>	<u>PAGE</u>	<u>PART NO.</u>	<u>PAGE</u>	<u>PART NO.</u>	<u>PAGE</u>
142763	47	143107	33	143465	71	143869	13
142773	19	143107	41	143471	33	143872	13
142774	19	143108	13	143511	63	143875	15
142775	19	143108	33	143519	5	143875	37
142776	19	143108	41	143520	5	143934	73
142777	19	143109	41	143521	5	143950	5
142783	19	143110	41	143544	29	143970	33
142784	19	143133	17	143545	29	143972	29
142785	19	143152	41	143546	29	143972	33
142786	19	143153	41	143563	29	143972	41
142787	19	143189	15	143567	29	143973	39
142811	7	143190	9	143572	7	143973	59
142825	29	143190	15	143575	7	143974	5
142825	33	143191	9	143625	33	143976	5
142832	45	143191	15	143648	17	143977	5
142833	7	143209	17	143658	37	143985	5
142836	7	143210	17	143659	59	143987	5
142839	51	143234	9	143661	17	143989	59
142845	23	143234	15	143663	17	145392	17
142846	23	143245	9	143687	59	145480	53
142848	45	143245	15	143699	33	148163	45
142849	45	143253	39	143700	9	148840	51
142861	77	143269	79	143700	15	148851	51
142862	77	143283	33	143707	9	148852	45
142895	77	143284	33	143707	15	148852	51
142896	77	143285	33	143726	29	148918	51
142897	43	143292	23	143726	33	149168	69
142908	75	143293	23	143730	9	149169	69
142909	75	143296	33	143730	15	149173	69
142910	53	143297	33	143733	33	149317	69
142911	53	143300	33	143734	33	149383	51
142912	75	143300	33	143735	33	149386	51
142926	45	143301	33	143738	29	149608	63
143027	63	143307	33	143739	29	149655	47
143028	63	143308	33	143740	29	149701	51
143031	59	143309	33	143755	37	149702	51
143042	59	143311	29	143767	59	149743	69
143046	59	143329	33	143778	7	149998	69
143057	59	143333	33	143778	9	150009	69
143058	59	143334	33	143778	15	150011	69
143069	61	143335	33	143813	39	150013	67
143077	37	143340	71	143814	29	150013	69
143086	17	143341	71	143814	33	150014	67
143087	37	143344	5	143827	79	150014	69
143088	41	143355	5	143837	7	150016	69
143089	37	143360	29	143837	13	150018	69
143093	29	143360	33	143843	13	150020	69
143093	33	143463	71	143867	7	150096	63
143104	33	143464	71	143867	13	150211	69

NUMERICAL LIST

<u>PART NO.</u>	<u>PAGE</u>	<u>PART NO.</u>	<u>PAGE</u>	<u>PART NO.</u>	<u>PAGE</u>	<u>PART NO.</u>	<u>PAGE</u>
150224	61	170180	65				
150225	61	170181	29				
150392	65	170181	33				
150823	77	170182	33				
151974	45	170186	33				
151975	45	171003	77				
155101	5	171004	77				
156708	63	171005	77				
158516	23	171006	77				
158635	63	171007	77				
163598	43	171012	9				
170008	5	171020	9				
170009	5	171024	9				
170010	5	171029	75				
170017	65	171034	23				
170018	65	171035	23				
170027	65	171040	9				
170039	59	171040	13				
170040	59	171041	13				
170047	81	171055	47				
170060	81	171059	39				
170086	23	171069	73				
170087	23	172001	23				
170091	59	B 4593	81				
170092	65	B 4594	79				
170093	65	B 4690	85				
170099	39	B 4692	25				
170099	41	B 4693	29				
170100	39	B 4694	29				
170100	41	B 4715	25				
170101	39	B 4716	33				
170101	41	B 4717	33				
170102	65	B 4718	33				
170104	65	B 4851	83				
170105	65	B 4852	83				
170116	21	B 4863	29				
170117	21	B 4955	25				
170118	21	B 4956	25				
170126	43	B 4957	25				
170138	81						
170139	81						
170140	81						
170141	81						
170157	59						
170158	59						
170161	61						
170162	71						
170174	23						
170175	23						

**A-Series Auger Header
SUGGESTED STOCKING LIST**

PART NO.	DESCRIPTION	QTY. 2 UNITS	Qty. 5 UNITS
<u>WHEELS AND TIRES - Parts Catalog Page 57</u>			
140246	HUB - with cups	1	1
140250	CAP – dust.....	1	1
<u>SKID SHOES - Parts Catalog Page 79</u>			
143269	SUPPORT – Shoe	0	1
143827	WEAR PLATES - Skid shoe	1	2
124761	CLIPS - Skid shoe	2	4
18704	PINS - Skid shoe	2	2
<u>STEERING & LIFT CYLINDER HYDRAULICS - Parts Catalog Page 51</u>			
149701	SEAL KIT - master lift cylinder.....	0	1
149702	SEAL KIT - slave lift cylinder	0	1
142839	SEAL KIT - Hitch swing cylinder.....	0	1
<u>HEADER DRIVE HYDRAULICS - Parts Catalog Pages 43,45 & 47</u>			
30247	SEAL KIT - Pump	0	1
36854	SEAL KIT - Pump gearbox	0	1
135479	SEAL KIT - Coupler 3/4 male A40-D ONLY	0	2
111977	SEAL KIT - Coupler 3/4 female A40-D ONLY	0	2
135481	SEAL KIT - Coupler 3/8 female A40-D ONLY	0	2
142848	CARTRIDGE - relief valve A30-S/A30-D only	0	1
142849	SEAL KIT - relief valve A30-S/A30-D only.....	1	1
151975	ELEMENT - hydraulic oil filter A30-S/A30-D only	2	6
124495	SEAL KIT - hydraulic motor	1	1
		1	2
<u>GEARBOX ASSEMBLY HEADER DRIVE - Parts Catalog Page 17</u>			
143663	SEAL KIT – gearbox	1	1
124495	SEAL KIT - Header drive motor	1	1
143663	SEAL - Gearbox shafts	1	1
<u>HEADER & SICKLE DRIVE - Parts Catalog Page 7/ 9 /11 /15</u>			
124336	BEARING - ball, with lock collar	1	1
124337	FLANGE – bearing	2	4
115074	BUSHING - TAPER (Header drive)	1	1
124580	BELT-DOUBLE B (Header drive)	1	1
142833	BELT - sickle drive SK only	1	3
38926	BELT - timing, sickle drive DK only	1	2
21862	PULLEY – idler	0	1
113698	ARM – output.....	1	1
113229	PIN - sickle head.....	1	4
30669	NUT - sickle	50	200
<u>HEADER & SICKLE DRIVE - Parts Catalog Page 7/ 9 /11 /15 (continued)</u>			
124619	CHAIN-ROLLER #60H (Auger)	1	1

A-Series Auger Header SUGGESTED STOCKING LIST

PART NO.	DESCRIPTION	QTY. 2 UNITS	Qty. 5 UNITS
16659	CONNECTOR LINK - for #60H chain	2	2
143867	SPROCKET - 22 teeth	0	1
143875	SENDER - speed, Knife	0	1
<u>SICKLE - Parts Catalog Page 23</u>			
142845	SICKLE ASS'Y - 14ft SK complete	1	3
142846	SICKLE ASS'Y - 16ft SK complete	1	3
124923	SICKLE ASS'Y - 14ft/16ft LH- DK complete	1	3
124924	SICKLE ASS'Y - 18ft LH - DK complete	1	3
124925	SICKLE ASS'Y - 14ft RH - DK complete	1	3
124926	SICKLE ASS'Y - 16ft/18ft RH - DK complete	1	3
158516	SECTION - sickle, over serrated	50	200
129320	SECTION - sickle, over serrated, 90° bottom countersink	10	25
129319	SECTION - sickle, over serrated, 90° top countersink	10	25
34391	SECTION - half, end	2	8
30668	BOLT - sickle head	15	60
30696	BOLT - sickle section	50	200
145246	SCREW - 90° csk socket head DK only	25	50
113222	SEAL - sickle head	1	3
100500	BEARING - needle, sickle head	1	3
118344	SICKLE GUARD	10	100
118301	GUARD - sickle , outer L/H	2	5
118302	GUARD - sickle , outer R/H	2	5
118345	GUARD - sickle, special 2nd,3rd,4th Drive ends	2	8
124338	GUARD - center DK only	2	5
124344	GUARD - top center DK only	2	5
120832	SICKLE HEAD ASSEMBLY	2	5
129329	BAR - connector, head to knife	1	2
102867	BAR - connector, between sections	5	10
118162	CLIP - hold down	5	30
113698	ARM – output	1	1
113229	PIN - sickle head	1	4
30669	NUT - sickle	50	200
<u>SICKLE DRIVE BOX - Parts Catalog Page 27</u>			
100532	DRIVE - sickle, complete	0	1
100706	YOKE – output	0	1
100707	SEAL - oil, output shaft	2	4
100708	BUSHING – bronze	1	2
100726	BUSHING – steel	1	2
100710	SHAFT – input	0	1
100712	O-RING	1	2
<u>SICKLE DRIVE BOX - Parts Catalog Page 27 (continued)</u>			
102630	SEAL - oil, input shaft	1	2

A Series Auger Header SUGGESTED STOCKING LIST

PART NO.	DESCRIPTION	QTY. 2 UNITS	Qty. 5 UNITS
100714	BEARING ASS'Y - cup & cone	1	2
100717	BEARING ASS'Y - cup & cone	1	2
100719	CAP – dust.....	1	2
100720	BEARING ASS'Y - cup & cone	2	4
100721	PIVOT	0	1
100722	RING - retaining, internal	2	4
100723	BUSHING – bronze	2	4
<u>REEL DRIVE - Parts Catalog Page 13 & 15</u>			
9333	SPROCKET ASS'Y - idler A30-D/A40-D only.....	<u>1</u>	<u>2</u>
21062	BEARING - ball, with seals A30-S/A30-D only	2	6
<u>REEL ASSEMBLY - Parts catalog Page 29 & 33</u>			
50184	BEARING - cam follower	2	5
28346	BOLT - special, cam follower	1	2
47295	BUSHING - holder, reel arm A30-S/A30-D only	5	15
28790	BUSHING - plastic, reel arm A30-S/A30-D only	5	15
143311	FINGER - pick-up, double R/H end A30-S/A30-D only.....	1	3
143699	FINGER - pick-up, double R/H end A40-D only.....	6	18
47681	FINGER - pick-up, double	10	25
19183	HOLDER – finger	5	20
143970	BEARING - ball with lock collar A40-D only.....	2	5
143875	SENDER - speed A40-D only	1	1
47277	SEAL KIT - reel motor A40-D only	0	1
<u>AUGER –Parts Catalog Page 39 & 41</u>			
115854	FINGER	6	12
143107	BUSHING – rubber	0	2
<u>CONDITIONER ROLLS & DRIVELINES - Parts Catalog Page 19 & 59</u>			
50185	BEARING - Roll tension.....	2	4
143973	BEARING - Roll support	4	4
142777	CROSS AND BEARING KIT.....	1	2
124685	SHIMS	4	4
7673	KEY - Conditioner drive shafts.....	1	1
47124	STOPS - Conditioner roll bumper	2	4
<u>PAINT</u>			
25991	PAINT - black, 1 litre	1	1
23957	PAINT - white, 1 litre	1	1
32880	PAINT - red, 1 litre	1	1